



THE VALUE CONNECTION IN

# INDUSTRIAL HOSE

## Products/List Prices

Includes Chemical Resistance Table and Hose Finder



## WARNING

Gates Corporation recommends Industrial hoses for normal service as described in this catalog. Other applications should be referred to your respective marketing representative.

**In any application, there may be inherent risk of bodily injury or property damage and the user is responsible for implementation of adequate safety precautions. It is the responsibility of the person supplying the hose to advise the user of proper instructions for the adequate safe use and/or precautions and to warn the user of consequences of failure to heed such instruction. Should a hose assembly fail during use because of excessive pressure, injurious and/or damaging chemicals, elevated temperature materials, explosives or flammable materials, then serious bodily injury or destruction of property could result from impelled couplings, whipping hose, high pressure or high velocity discharge, chemical contact, high temperature materials, explosion or fire.**

In known high risk areas, it is recommended that hose inspections be performed at frequent intervals related to the risk factor. Hose with obvious damage should be scrapped and replaced. These inspections should include tube and cover conditions, leaking or slipped couplings and proof test.

Detailed information concerning storage, care and maintenance may be found in the Hose Handbook published by The Rubber Manufacturers' Association, 1901 Pennsylvania Avenue, N.W., Washington, D.C. 20006 and in SAE Recommended Practices J1273.

### IMPORTANT

Gates recommends only those applications of products specified in Gates product literature.

Gates disclaims any liability for use of its products in applications other than those for which they were designed.

## Service Life

All rubber products, including Industrial Hose assemblies, have a limited life on a given application. Assuming the correct hose has been selected for the application, this service life can be adversely affected by many variable conditions. The major ones are:

- Exposure to severe external abuse such as kinking, bending, high end pull, crushing or abrasion.
  - Exposure to higher-than-rated working pressures or to high surge pressures.
  - Exposure to higher-than rated temperatures.
  - Misapplication or exposure to corrosive liquids or gases outside the range of suitable applications.
1. **External abuse**—hoses should be placed where they will not be run over by equipment or subjected to high end pull. Hoses should not be bent below recommended minimum bend radius. This could result in kinking the hose or reducing its pressure resistance. Large diameter hoses also may require additional support to reduce external abuse.
  2. **Hose & System Pressures**—In establishing and determining pressures related to hose and the systems to which they are applied, it is necessary to consider separately the characteristics of the hose and the system.
    - The system (or device or application) can have several pressures depending on pressure sources and surges imposed by the operator or mechanical components.
    - A given hose has a fixed characteristic with respect to the pressure it can withstand (and how it is applied) and still give satisfactory life.
  3. **High Temperatures**—The allowable temperature ranges for industrial hoses are shown on Page 6. These are for product temperatures and should not be exceeded. High temperatures can degrade rubber stocks very quickly resulting in short service life. Where external temperatures are higher than normal ambient, contact your Gates field representative for recommendations.
  4. **Misapplication**—All industrial hoses are designed for a certain specific application or related application. They should not be used for any other applications.
  5. **Hose Information**—Refer to the following pages for details of hose construction and physical characteristics. These are shown in the data pages and include such items as rated working pressure, vacuum rating, minimum bend radius and static conductivity ratings.

6. **Internal Abrasion**—For applications of a highly abrasive nature where the hose makes one or more bends, hose should be rotated 90° periodically to lengthen service life.

The hose manufacturer established, through design and testing, the recommended rated working pressure for the hose. It is the responsibility of the user to accurately determine the system pressure. Steady state pressure can be measured readily by gauges. Surges are difficult to measure and may require the use of electronic pressure pickup devices. Also, surge values depend on so many variables that a series of tests are usually required to obtain a valid set of readings. However, if there are extreme surges in the normal operation, or if there is the likelihood of abnormal operation of the system, the magnitude must be determined.

Considering the recommended rated working pressure of the HOSE and the various pressures of the SYSTEM, the hose is matched to the system using proper application engineering principles.

### WARRANTY

#### LIMITED WARRANTY FOR THE LIFE OF THE MERCHANDISE

Merchandise is warranted to be free from defects in material or workmanship for the life of the merchandise. Gates Corporation will, at its option, replace or repair any merchandise proved defective in material or workmanship, or both, during the warranty period. This shall be the sole remedy for breach of warranty. Color fade and color difference is not warranted. ALL OTHER WARRANTIES, EXPRESS OR IMPLIED, INCLUDING, BUT NOT LIMITED TO, WARRANTIES OF MERCHANTABILITY OR FITNESS FOR A PARTICULAR PURPOSE, HEREBY ARE EXPRESSLY DISCLAIMED. LIABILITY FOR CONSEQUENTIAL, INCIDENTAL, SPECIAL, EXEMPLARY AND INDIRECT DAMAGES, INCLUDING, BUT NOT LIMITED TO, LOST PROFITS, HEREBY IS EXPRESSLY EXCLUDED, REGARDLESS OF WHETHER THEY WERE REASONABLY FORESEEABLE, OR WHETHER SELLER HAD KNOWLEDGE THAT THEY COULD OCCUR. Warranty shall be void to the extent that any of the following, in the sole determination of Seller, occurs: (a) improper installation of the Products, including any installation of Products into vehicles; (b) improper usage or maintenance by Buyer; (c) induction of defect by other products; (d) mishandling of the Products or other abuse; (e) improper matching with other applications; (f) collision, engine overheating or oil starvation, product misapplication or contamination, including, but not limited to, with oil or antifreeze; (g) the Products are used for racing or competition; (h) any use not recommended in writing by Seller.



## Table of Contents

<b>Description</b>	<b>Page</b>
Warranty .....	Inside Front Cover
Warning .....	Inside Front Cover
Service Life .....	Inside Front Cover
Index by Specification .....	2
Index of Industrial Hoses by Name and Number .....	3
Index of Industrial Hoses by Application .....	4-5
Hose Temperature Ranges .....	6
Selection of Hoses and Coupling .....	7
Ends for Gates Hoses .....	8
Industrial Hose Categories:	
Acid-Chemical .....	9-18
Air and Multi-Purpose .....	19-40
Food and Beverage .....	41-53
Marine (Stainless Steel Clamps) .....	54-70
Material Handling .....	71-77
Oilfield Hose (Safety Clamps & Chain) .....	78-85
Petroleum Transfer .....	86-99
Pressure Washer .....	100-104
Steam .....	105-108
Water .....	109-116
Coupling Information .....	117-127
RMA Information and Useful Technical Data .....	128-130
Industrial Hose Finder .....	135-151
Characteristics of Hose Stock Types .....	154
Chemical Resistance Table .....	152-184





## TERMS, CONDITIONS AND TRANSPORTATION POLICY

### TERMS POLICY

As shown on applicable discount schedule.

#### Conditions

- Prices do not include charges for special packaging, which will be extra, unless otherwise specified.
- Prices are subject to change without notice.
- Buyer shall reimburse Seller for all taxes, excise or other charges. Seller may be required to pay to any government (Federal, State or local) upon the sales, use, production or transportation of the merchandise sold hereunder.
- Seller shall be excused and not liable for delays caused by Buyer's request, labor troubles, shortages in materials, damage to plant, government regulations or other cause, similar or otherwise beyond Seller's control.

### TRANSPORTATION POLICY

All prices are F.O.B point of shipment. The "F.O.B. point of shipment" term means that the title to the goods passes to the consignee (customer) at time of shipment and any claims against the carrier for loss or damage become the responsibility of the consignee.

- Freight terms: As shown on applicable discount schedule. F.O.B. point of shipment, and shipped to any one location served by common carrier within the Continental United States, Hawaii or Alaska. On shipments to Hawaii or Alaska, shipment by sea service is considered common carrier.
- Industrial Hose Products must be shipped to the location issuing the purchase order.
- Nonstock or special manufactured items will stand on their own for freight allowance, F.O.B. point of manufacture.
- Partial shipments made at Gates discretion will be shipped prepaid provided the original order qualified for prepaid shipment.

## Index by Specification

SPEC	PAGE	SPEC	PAGE	SPEC	PAGE
3129F,H,L	71	3325T	104	4684CF	62
3131	46	3333	40	4685WG	57
3132C	41,42,43	3602EL	106	4686AR,DC	109
3132D	49	3603PW	100,102	4686AT	110
3132H	41	3605	105	4686ME	61
3132LW	44	3618,GL	35	4687R	88
3133	45	3618,Y	36	4688CC,DC	86
3135SP	111	3619G,GL	32	4688CN	87
3137M	112	3619M	33	4688NR	96
3137ME	60	3619MC,MY	34	4688RB	89
3137T	113	3624	99	4688SS	92
3150B	93	3658F	63	4688V	90
3200B,R	26	3670H	78	4689M	67
3202T,TW	21	4040A	69	4691HA,HC	73
3204E	28	4110SS	91	4691L	72
3204E,S	27	4129A	75	4691V	74
3204EB,SB	29	4169A	56	4693B	47
3204BL,GR,YL	30	4171	58	4693R	48
3205R	24	4175EC	54	4695,G	11
3206	25	4176HD	55	4695M	12
3207NN,T	18	4219G	66	4695RG	13
3213B	104	4219M	64	4696A	15
3217HY	103	4219N	65	4697G	14
3219AB	20	4230T	59	4698B	9
3219AR	19	4465	16,17	4698MB	10
3220E	98	4651RL,PL,ZL	78	4773PE	82,83,84
3220LP	97	4657,KB,KG,KK,KY,PB,PG,PY	100	4774PE	79,80,81
3221FR	96	4657F,XB,XG,XY	101	7408	70
3222B,G,R,Y,BK,GY	23	4663A	37	7744	50,51,52,53,76,77
3237A	39	4663J	38	7744	94,95,114,115,116
3284D,E,G,H,R,Y	22	4663K	68	7746	31
3320	97				

Due to continual product improvements, Gates reserves the right to alter specs and prices without prior notice.



**Index of Industrial Hose by Name and Number**

<b>NAME</b>	<b>PAGE</b>	<b>NAME</b>	<b>PAGE</b>	<b>NAME</b>	<b>PAGE</b>
6B (Dura Master®).....	25	Black Gold Rotary Drilling (Grade E).....	83,84	Master-Flex 202SW .....	52
18MB .....	35	Blacksnake® .....	99	Master Flex 300 EPDM.....	76
19B (Plant Master®).....	19	Brahma® .....	89	Master-Flex 400 .....	77
33HB (Divers' Air).....	40	Brew Master® .....	42	Master Flex 500 .....	114
63SB .....	37	C5M.....	63	Master-Flex Fuel Delivery .....	94
75W (Standard Wall Coolant).....	54	Cellar Master® .....	43	Master-Flex Vapor Recovery .....	95
76W (Heavy Wall Coolant) .....	55	Cellar Master Light .....	44	Maverick™ .....	88
77B .....	18	Colt® .....	15	Mustang® .....	11
119B (Plant Master).....	20	Creamery/Paper Mill Washdown... 104		Mustang Crush Resistant.....	12
163SB .....	38	Cyclone® .....	103	Ohmega® .....	39
205MB (Steam King®).....	105	Divers' Air Hose Couplings.....	40	Powerbraid® Plus.....	78
232MB (Steam Queen®) .....	106	Dolphin® .....	113	PowerClean™ .....	100,101
319MB (Gold Master®).....	32	Duro Flex® .....	26	Premo Flex® .....	24
429W (Sandblast).....	75	Engine Coolant (Softwall).....	56	Pressure Washer Assemblies ....	102
500 MP/Air Drill.....	36	Engine Coolant (Hardwall).....	57	Python® Plus.....	23
609W .....	71	Engine Coolant (Silicone).....	58	Renegade™ .....	14
610W .....	49	Food and Beverage Master® .....	41	Safety Clamps & Chain .....	85
688SB .....	72	Food Master® Lite™ .....	45	Sani-Pure™ .....	46
690SB .....	47	Fuel Fill (USCG Type A & B).....	67	Sea Horse® .....	91
692SB .....	48	Fuel Line (USCG Type A).....	64	Sea Horse HW .....	92
770SB .....	74	Fuel Line (USCG Type B).....	65	Shark® .....	109
1000 MP/Mine Spray .....	33	Fuel Oil Delivery .....	96	Stainless Steel Clamps .....	70
4219G (Fuel Line & Tank Vent)... 66		Gold Master® (319MB) .....	32	Stallion® .....	9
4663K (Fuel Tank Filler) .....	68	Heater Hose .....	59	Stallion Crush Resistant.....	10
4684CF (Wet Exhaust) .....	62	Hot Air Blower.....	73	Steelhead® .....	111
Adapta Flex™ (Black Cover) .....	29	LOL Plus.....	22	Steer® .....	87
Adapta Flex (Red Cover).....	27	Longhorn® .....	86	Super-Vac® .....	90
Adapta Flex (Blue,Green,Yellow) 30		Longwall Mine Emulsion.....	34	Terminator® .....	21
Adapta Flex (UPS Shippable).....	28	LP350 .....	97	Thermo AG® 570 .....	16
Appaloosa® .....	13	LPG Vapor.....	98	Thermo AG 800.....	17
Barracuda® .....	110	Marlin® .....	112	Trident® 400 .....	93
Black Gold® Rotary Vibrator (Grade D).....	79	Master Flex® 100GR.....	115	Tufflex® Food .....	53
Black Gold Rotary Drilling (Grade D).....	80,81	Master Flex 101CL .....	116	Tufflex Plus .....	31
Black Gold Rotary Vibrator (Grade E).....	82	Master Flex 200CL .....	50	Vacuum Tubing .....	69
		Master Flex 201CR.....	51	Wet Exhaust (Softwall).....	60
				Wet Exhaust (Hardwall) .....	61

Due to continual product improvements, Gates reserves the right to alter specs and prices without prior notice.





**Index of Industrial Hose by Application**

<b>Subject</b>	<b>Page</b>	<b>Subject</b>	<b>Page</b>
<b>A</b>			
Abrasion .....	154	Edible Products Transfer .....	41-53
ABS .....	63	Electrical Resistance .....	19-21,23,39
Acid-Chemical .....	9-18	Ends .....	8
Acid-Suction .....	9-18	Engine Coolant.....	54-58,62
Agricultural Spray .....	16,17	Enlarged End.....	8
Agricultural Water .....	109-116	EPDM.....	154
Air .....	19-40	Epichlorohydrin.....	154,166
Air Blower.....	37,38,74,77	Exhaust.....	60-62
Air Drill.....	35,36	<b>F</b>	
Air Duct .....	37,38,74,77	FDA (U.S. Food & Drug Administration).....	41-53
Air Tools .....	19,20,24-34	Fertilizer Transfer .....	16,17,19,20,24-31,76
Ammonia Applicator .....	27-31	FKM.....	154
Aromatic Gasolines .....	86-89,91,92,94-96,99	Food Handling .....	41-53
Asphalt .....	158	Fuel Feed, Filler .....	63-65
Automotive Coolant.....	54,55	Fuel Oil Transfer .....	86-89,94,96
<b>B</b>			
Beverage.....	41-53	Fuel Transfer .....	86-96,99
Breathing.....	19,20,24,40	<b>G</b>	
Brewery .....	41-44	Gasohol.....	99
Bulk Materials .....	41-52,71-77	Gasoline Pump (UL-330).....	99
Buna-N, Nitrile, NBR .....	154	Gasoline Transfer.....	86-89,91-94,96,99
Buna-S (SBR).....	154	Gatron® .....	11-13,153,154,156-184
Butane.....	97,98	General Purpose (See Air & Multi-Purpose) .....	19-40
Butyl .....	154	Grain Handling .....	47-52,72,77
<b>C</b>			
Cement.....	71,72	Grass Vacuuming.....	74,77
Chemical Cleanup .....	9-15,18	Gum Rubber .....	154
Cleanup .....	21,100,101,103,104	<b>H</b>	
Compressed Air.....	19-33,36	Heavy-Duty Water.....	109,111,112
Coolant.....	54-58,62	Herbicide Transfer .....	16,17,115,116
Couplings .....	117-128	High Pressure Air .....	32,33,35,36
CPE, Chlorinated Polyethylene .....	154	High Pressure Washer.....	100-103
Creamery Washdown .....	104	High Pressure Water .....	32,33,36,100-103
Cross-Linked Polyethylene.....	9-13,154	High Temperature .....	6,154
Curb Pump (UL-330).....	96,99	Hot Air Blower .....	73
<b>D</b>			
Debris Collecting .....	72,74,76,77	Hypalon® .....	154
Distillate Transfer .....	86-89,94,95		
Divers' Air.....	40		
Dust Collection .....	37,38,74,76,77		

Due to continual product improvements, Gates reserves the right to alter specs and prices without prior notice.



**Industrial Hose  
Products/List Prices**

39496-000  
July 1, 2006  
Supersedes 39496-000  
January 17, 2005

Subject	Page
<b>I</b>	
Industrial Air .....	19-38
Industrial Couplings.....	7,117-128
Industrial Steam .....	105-108
Industrial Water .....	19-34,54,55,103,104,109-116
Insecticide Transfer.....	16,17,115,116
Insulation Handling.....	74,77
<b>J</b>	
Jet Fuel Transfer .....	171,183
<b>L</b>	
Lay Flat Hose .....	114
Leaf Collector .....	74,77
Lightweight Water.....	54,110,113-116
Low Temperature .....	6,154
LP Gas (UL-21) .....	97
LPG Vapor .....	98
Lube Oil Transfer.....	19-22,86-88
<b>M</b>	
Marine Wet Exhaust.....	54,60-62
Material Handling .....	71-77
Mining.....	21,33,34,36
MSHA (Mine Safety & Health Admin.)...	21,33,34,36
Multi-Purpose .....	19-40
<b>N</b>	
Natural Gas.....	97
Natural Rubber .....	154
NBR, Nitrile, Buna-N .....	154
Neoprene .....	154
Nitrile, NBR, Buna-N .....	154
Non-Conductive.....	19-21,23,24,39
Nylon .....	18,154
<b>O</b>	
Oxygen.....	19,20,24,40
Ozone.....	154
<b>P</b>	
Paint Spray .....	18
Paper Mill Washdown .....	104
Pesticides.....	16,17,115,116
Petroleum.....	86-99
Pneumatic Applications .....	19-36
Potable Water .....	41-48,50-53

Subject	Page
<b>P</b>	
Pot Room.....	19-21,23-24,39
Propane (UL-21) .....	97
PVC (Polyvinyl Chloride) .....	154
<b>R</b>	
Refueling.....	99
Resistance, Electrical .....	19-21,23,24,39
RMA (Rubber Manufacturers Association) .....	19-30,54-56,62,63,68,76,77,106,128-130
<b>S</b>	
SAE 20R, 30R .....	54-59,62,63,66
Sand Blast .....	75
SBR, Buna-S .....	154
Sewage .....	76
Sludge.....	72,90
Solvents .....	9-15,18,76
Steam.....	105-108
<b>T</b>	
Tank Truck (Chemical) .....	9-15
Tank Truck (Food) .....	41-52
Tank Truck (Petroleum).....	86-96
Three A (3A Standards).....	41-43,45,46,48,50
<b>U</b>	
Underwriters' Laboratories (UL).....	97-99
Urethane .....	154
USCG.....	63-65,67
USDA .....	41-43,45,46,48,50-53
<b>V</b>	
Vacuum (Dry) .....	74,77
Ventilating.....	37,38,66,74,77
<b>W</b>	
Washdown .....	19,20,33,100-104
Water .....	109-116
Water Discharge .....	54,55,111-114
Water Suction.....	76,100-104,109,110,115,116
Water Suction & Discharge .....	76,100-104,109,110,115,116
Weather .....	154
Wet Exhaust .....	54,55,60-62
Wine .....	41-44

Due to continual product improvements, Gates reserves the right to alter specs and prices without prior notice.



# Industrial Hose Products/List Prices

39496-000  
July 1, 2006  
Supersedes 39496-000  
January 17, 2005

## Hose Temperature Ranges

Temperature ranges for the Industrial hoses are shown by application groups. The range in the Normal Service column indicates the usual temperature range for each specific hose listed under each application group.

The lower limit column indicates the approximate temperature at which the hose will become too stiff to use. For information on applications or temperatures not listed in this table, contact Denver Production Application.

Application Group	Range for Normal Service F*	Lower Limit F
<b>Acid-Chemical</b>		
77B	0-125 <sup>†</sup>	-40
Appaloosa®	0-125 <sup>†</sup>	-40
Colt®	0-125 <sup>†</sup>	-40
Mustang®	0-125 <sup>†</sup>	-40
Renegade™	0-125 <sup>†</sup>	-40
Stallion®	0-125 <sup>†</sup>	-40
Thermo-Ag® 570	0-130	-10
Thermo-Ag 800	0-130	-10
<b>Air &amp; Multi-Purpose</b>		
6B	0-200**	-40
18MB	0-212	-30
19B/119B	0-212**	-40***
33HB (Divers Air)	0-120	-40
63SB	0-212	-30
163SB	0-212	-30
319MB (Gold Master®)	0-212	-40
500 MP/Air Drill	0-180	-22
1000 MP/Mine Spray	0-212	-40
Duro Flex®	0-200**	-40
LOL Plus	0-212	-40
Longwall Mine Emulsion	0-212	-40
Ohmega®	0-150	-20
Premo Flex®	0-212**	-40
Python® Plus	0-212	-20
Terminator®	0-212	-40
Tufflex® Plus	0-150	-15
<b>Food &amp; Beverage</b>		
610W	0-150	-40
690SB	0-150	-40
692SB	0-180	-40
Brew Master®	0-230	-40
Cellar Master®	0-230	-40
Cellar Master Light	0-212	-40
Food and Beverage Master®	0-230	-40
Food Master® Lite	0-230	-40
Master Flex® 200CL	10-130	-10
Master Flex 201CR	10-130	-10
Master Flex 202SW	10-130	-10
Sani-Pure™	0-230	-40
Tufflex® Food	10-130	-10
<b>Marine</b>		
75W (Standard Wall Coolant)	32-257	-40
76W (Heavy Wall Coolant)	32-257	-40
4219G (Fuel Line & Tank Vent)	0-257	-40
4663K (Fuel Tank Filler)	0-212	-40
4684CF (Wet Exhaust)	0-212	-40
C5M (Fuel Line)	0-212	-40
Engine Coolant (Softwall)	0-212	-40
Engine Coolant (Hardwall)	0-257	-40
Engine Coolant (Silicone)	0-347	-65
Fuel Fill (USCG Type A & B)	0-212	-40
Fuel Line (USCG Type A)	0-212	-40
Fuel Line (USCG Type B)	0-250	-40
Heater Hose	0-257	-40
Vacuum Tubing	0-257	-40
Wet Exhaust (Softwall)	0-257	-40
Wet Exhaust (Hardwall)	0-257	-40

Application Group	Range for Normal Service F*	Lower Limit F
<b>Material Handling</b>		
429W	0-150	-40
609W	0-150	-40
688SB	0-150	-40
770SB	0-150	-40
Hot Air Blower	0-350	-40
Master Flex 300EPDM	10-140	-30
Master Flex 400	32-140	-30
<b>Oil Field</b>		
Powerbraid® Plus	0-180	-40
Black Gold® Rotary Vibrator	0-180	-40
Black Gold Rotary Drilling	0-180	-40
<b>Petroleum</b>		
Blacksnake®	0-120	-40
Brahma®	0-180	-40
Fuel Oil Delivery	0-180	-40***
Longhorn®	0-180	-40
LP350	0-180	-40***
LPG Vapor	0-150	-30
Maverick™	0-180	-40
Master Flex® Fuel Delivery	0-130	-30
Master Flex Vapor Recovery	0-140	-30
Sea Horse®	0-180	-40
Sea Horse HW	0-180	-40
Steer®	0-180	-40
Super-Vac®	0-150	-40
Trident® 400	0-158	-30
<b>Pressure Washer</b>		
Creamery/Paper Mill Washdown	0-212	-40
Cyclone®	0-212	-40
PowerClean™	0-250	-40
Pressure Washer Assemblies	0-250	-40
<b>Steam</b>		
205MB	0-450 <sup>1</sup>	-40
232MB	0-450 <sup>1</sup>	-40
<b>Water</b>		
Barracuda®	0-180	-40
Dolphin®	0-180	-40
Marlin®	0-180	-40
Master Flex® 100GR	10-130	-10
Master Flex 101CL	10-130	-10
Master Flex 500	25-120	+25
Shark®	0-180	-40
Steelhead®	0-150	-40

† As temperature increases, allowable pressure rating decreases. For details, see the rated working pressure/temperature tables listed with the individual hose specifications.

† Contact Denver Product Application for chemicals over 125°F.

<sup>1</sup> With saturated or superheated steam.

<sup>2</sup> With saturated steam only.

\* Ambient or product temperature.

\*\* If hose is subjected to this temperature continuously, reduce the catalog rated working pressure by 30%, or use interlocking type couplings.

\*\*\* These hoses will be flexible down to -20°F. At temperatures between -20°F and -40°F, the hose may require significant force to be bent, flexed or pulled from reels.

SUCTION VALUES ARE AT AMBIENT TEMPERATURES UNLESS OTHERWISE STATED.

Due to continual product improvements, Gates reserves the right to alter specs and prices without prior notice.





## Selection of Hoses and Couplings

There are many types of industrial hoses—all designed for a particular application or several related applications. When these hoses are mated with the proper couplings and used in the correct application, the hose assemblies will give long, trouble-free service.

This catalog is designed to make certain that you obtain long service life by:

- Helping you initially select the **proper hose and coupling** from among the many types available for the applications.
- Giving you suggestions on how to take reasonable care of the hose assembly and maintain it for maximum service life.

Follow the instructions and procedures given below:

### Selection of Hoses and Couplings

Information in this catalog will enable you to select hose and couplings for many applications.

<b>Application</b>	<b>Page</b>
Acid-Chemical .....	9-18
Air and Multi-Purpose .....	19-40
Food and Beverage .....	41-53
Marine .....	54-70
Material Handling .....	71-77
Oilfield Hose .....	78-85
Petroleum Transfer .....	86-99
Pressure Washer .....	100-104
Steam .....	105-108
Water .....	109-116
Couplings .....	117-128

### Remember the Word STAMPED To Help You Select the Best Hose

**S**ize: Inside diameter, outside diameter, length.

**T**emperature: Minimum and maximum °F.

**A**pplication: How and where used: Special needs, UL, Government, FDA, MSHA, etc.

**M**aterial Conveyed: Air, water, chemicals (concentration and temperature), petroleum, etc.

**P**ressure: Maximum rated W.P. (psi) or Suction (In.Hg)

**E**nds: Straight, Male, etc.

**D**elivery: When, where, quantity.

Select one of the recommended couplings from the coupling information section on pages 117-128. In each individual Hose Specification Section, couplings are recommended by a Block Number. For example: [19]. Check coupling compatibility in Industrial Hose Coupling Assembly Guide #39505 with the material to be handled.

Provide for proper care and maintenance of the assembly.

Certain critical applications require the use of just one specific hose or group of hoses. **DO NOT SUBSTITUTE.**

<b>Critical Application</b>	<b>Recommended Gates Hoses</b>
Steam	Select a hose that meets the application requirements from Steam Hose Section only.
LP Gas	LP350
Corrosive Chemicals (Acids—Bases)	Select a hose that meets the application requirements from <b>Acid-Chemical Hose Section only.</b>
Edible Products	Select a hose that meets application requirements from Beverage and Food Hoses. Hose must have FDA tube stock.

### SPECIAL HOSES ARE AVAILABLE

Gates can furnish special hoses for specific applications. For information, contact Denver – furnishing complete details of hose application.



---

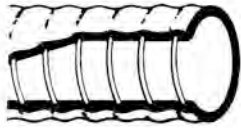
## Ends for Gates Hose

Many applications require hose with special ends to provide protection and better coupling for the hose.

To be sure you receive the proper hose end, always specify the type of end, the length of end and its inside diameter (if enlarged and nonstandard).

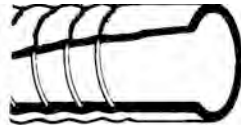
---

### Four Types of Hose Ends



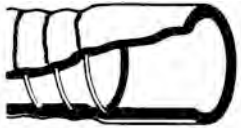
#### 1. Plain end (When ordering—specify P.E.)

Braided, spiral and thermoplastic hoses are available only with plain ends. Plain ends are generally furnished on wrapped and horizontal braid hoses, unless otherwise specified. The plain end is obtained by merely cutting hose to a specified length.



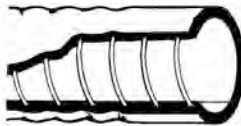
#### 2. Straight End (When ordering—specify S.E.)

All wire-reinforced, hand-built hoses are available with straight ends. The straight end, not corrugated, has all construction elements except the wire. Straight ends permit leakproof clamping of the hose because the wire does not overlap the coupling shank.



#### 3. Enlarged End (When ordering—specify E.E.)

Hand-built hoses, either wire-reinforced or wrapped, are also available with enlarged ends. The hose end is enlarged to accommodate the O.D. of a nipple and the depth of the shank. Thus, an enlarged end to 6-5/8" I.D. is made to fit a 6" nipple which has a 6-5/8" O.D.



#### 4. Smooth End (Seldom Used)

The smooth end is used on wire reinforced hose with corrugated cover. Construction elements, including wire, extend through to the end of the hose. The outside of the end is smooth with no corrugations.



**Industrial Hose  
Products/List Prices**



39496-000  
July 1, 2006  
Supersedes 39496-000  
January 17, 2005

**Acid-Chemical Hose**

**Stallion®**  
(Specification 4698B)

Nom. I.D.		Nom. O.D.		Max. W.P.		Suction		Min. Bend Radius		Wt. Per Ft.		Standard Pack	Stock (X) or Minimum Order Qty.	Gates Item No.	List Price Per Ft.
						(In. Hg)	(mm Hg)	(In.)	(mm)	(Lbs.)	(Kg)				
3/4	19.1	1.29	32.8	200	1.38	30.0	762	4.0	102	.52	.24	100 ft.	X	4698-0011	\$36.73
3/4	19.1	1.29	32.8	200	1.38	30.0	762	4.0	102	.52	.24	20 ft.	X	4698-0021	36.73
1	25.4	1.56	39.6	200	1.38	30.0	762	5.0	127	.63	.29	100 ft.	X	4698-0012	43.19
1	25.4	1.56	39.6	200	1.38	30.0	762	5.0	127	.63	.29	20 ft.	X	4698-0022	43.19
1-1/2	38.1	2.05	52.1	200	1.38	30.0	762	8.0	203	.93	.42	100 ft.	X	4698-0013	58.78
1-1/2	38.1	2.05	52.1	200	1.38	30.0	762	8.0	203	.93	.42	20 ft.	X	4698-0023	58.78
2	50.8	2.55	64.8	200	1.38	30.0	762	9.0	229	1.18	.54	100 ft.	X	4698-0014	71.71
2	50.8	2.55	64.8	200	1.38	30.0	762	9.0	229	1.18	.54	20 ft.	X	4698-0024	71.71
2-1/2	63.5	3.07	78.0	150	1.03	30.0	762	12.0	305	1.49	.68	100 ft.	X	4698-0015	90.53
2-1/2	63.5	3.07	78.0	150	1.03	30.0	762	12.0	305	1.49	.68	20 ft.	X	4698-0025	90.53
3	76.2	3.59	91.2	150	1.03	30.0	762	18.0	457	1.83	.83	100 ft.	X	4698-0016	107.03
3	76.2	3.59	91.2	150	1.03	30.0	762	18.0	457	1.83	.83	20 ft.	X	4698-0026	107.03
4	101.6	4.66	118.4	125	.86	30.0	762	24.0	610	2.74	1.24	100 ft.	X	4698-0017	150.53
4	101.6	4.66	118.4	125	.86	30.0	762	24.0	610	2.74	1.24	20 ft.	X	4698-0027	150.53

**RECOMMENDED FOR:** Tank truck, barge, ship, or storage tank transfer of a variety of chemical products. Stallion has a wire helix for full suction capability. The tube stock (Teflon\* or Neoflon\*\*) has excellent chemical resistance and is backed by Gates Gatron™ for flex fatigue safety at the coupling. Stallion is designed for easy cleaning in a bath containing 10% (NaOH) @ 212°F (100°C). Cleaning in place (CIP) methods may be used. Applications include most basic chemicals which are building blocks for numerous chemicals used in a variety of industries. Reference Gates Chemical Resistance Table on page 152 for proper hose selection.

**TEMPERATURE:** -40°F to +300°F (-40°C to +149°C) normal service. Stallion is designed to withstand fluid temperatures to 300°F (+149°C), however the rating is dependent on the **specific chemical** conveyed. Contact Denver Product Application (303) 744-5070 for any chemical above 125°F (+52°C).

**CONSTRUCTION:** **Tube:** Type T (FEP) (Teflon\* or Neoflon\*\*). White. Backed with Gatron™ (Modified XLPE).  
**Reinforcement:** Synthetic, high tensile textile with steel wire helix.  
**Cover:** Type P (EPDM). Blue corrugated with red spiral stripe.

**COUPLINGS:** Gates has tested hose assemblies at the maximum rated service temperature to assure your safety. Use permanent fittings only **71** or **73** for fluid temperatures up to 300°F (149°C). Reference pages 117-128.

**PACKAGING:** All lengths coiled and wrapped in polyethylene.

**BRANDING:** Continuous transfer label. Example: Stallion® U.S. Pat. No. 5,647,400 Acid-Chemical Suction/Discharge 200 PSI (1.38MPa) WP Made In U.S.A. For Your Safety: Use Permanent Fittings **ONLY!**"

**SPECIAL ORDER REQUIREMENTS:** Special production runs require minimum order quantities of 400 feet per size. If a special transfer label is required, contact Denver Industrial Hose Marketing for minimum quantity.

Black, red, green and yellow covers are made to order and require minimum production order quantities of 400 feet per size. For price, add 10% (x1.10) to above price.

**Specific cut lengths available through the Cut Length Program. Contact Customer Service for details.**

**REMNANT LENGTHS:** Remnant lengths are sometimes available in popular sizes at a discount. Contact Denver Industrial Hose Marketing for pricing, order requirements and availability.

\* Registered trademark of DuPont.  
\*\* Registered trademark of Daikin.

Due to continual product improvements, Gates reserves the right to alter specs and prices without prior notice.









**Industrial Hose  
Products/List Prices**

39496-000  
July 1, 2006  
Supersedes 39496-000  
January 17, 2005

**Acid-Chemical Hose**

**Stallion® Crush Resistant**  
(Specification 4698MB)

Nom. I.D.		Nom. O.D.		Max. W.P.		Suction		Min. Bend Radius		Wt. Per Ft.		Standard Pack	Stock (X) or Minimum Order Qty.	Gates Item No.	List Price Per Ft.
(In.)	(mm)	(In.)	(mm)	(psi)	(MPa)	(In. Hg)	(mm Hg)	(In.)	(mm)	(Lbs.)	(Kg)				
3/4	19.1	1.33	33.8	200	1.38	20.0	508	4.0	102	.53	.24	100 ft.	400 ft.	4698-0001	\$40.40
1	25.4	1.58	40.1	200	1.38	20.0	508	5.0	127	.63	.29	100 ft.	X	4698-0002	47.51
1-1/2	38.1	2.08	52.8	200	1.38	20.0	508	8.0	203	.86	.39	100 ft.	X	4698-0003	64.67
2	50.8	2.58	65.5	200	1.38	20.0	508	9.0	229	1.09	.49	100 ft.	X	4698-0004	78.87

**RECOMMENDED FOR:** Tank truck, barge, ship, or storage tank transfer of a variety of chemical products. Stallion Crush Resistant has a monofilament helix for suction and crush resistant capability. The tube stock (Teflon\* or Neoflon\*\*) has excellent chemical resistance and is backed by Gates Gatron™ for flex fatigue safety at the coupling. Stallion Crush Resistant is designed for easy cleaning in a bath containing 10% (NaOH) @ 212°F (100°C). Cleaning in place (CIP) methods may be used. Applications include most basic chemicals which are building blocks for numerous chemicals used in a variety of industries. Reference Gates Chemical Resistance Table on page 152 for proper hose selection.

**TEMPERATURE:** -40°F to +300°F (-40°C to +149°C) normal service. Stallion Crush Resistant is designed to withstand fluid temperatures to 300°F (+149°C), however the rating is dependent on the **specific chemical** conveyed. Contact Denver Product Application (303) 744-5070 for any chemical above 125°F (+52°C).

**CONSTRUCTION:** **Tube:** Type T (FEP) (Teflon\* or Neoflon\*\*). White. Backed with Gatron™ (Modified XLPE).  
**Reinforcement:** Synthetic, high tensile textile with monofilament helix and static wire.  
**Cover:** Type P (EPDM). Blue corrugated with red spiral stripe.

**COUPLINGS:** Gates has tested hose assemblies at the maximum rated service temperature to assure your safety. Use permanent fittings only **71** or **73** for fluid temperatures up to 300°F (149°C). Reference pages 117-128.

**PACKAGING:** 100' length coiled and wrapped in polyethylene.

**BRANDING:** Continuous transfer label. Example: “ Stallion® <sup>U.S. Pat. No. 5,647,400</sup> Crush Resistant Acid-Chemical Suction/Discharge 200 PSI (1.38MPa) WP Made In U.S.A. For your safety: Use Permanent Fittings Only!”

**SPECIAL ORDER REQUIREMENTS:** Special production runs require minimum order quantities of 400 feet per size. If a special transfer label is required, contact Denver Industrial Hose Marketing for minimum quantity.

Black, red, green and yellow covers are made to order and require minimum production order quantities of 400 feet per size. For price, add 10% (x1.10) to above price.

**REMNANT LENGTHS:** Remnant lengths are sometimes available in popular sizes at a discount. Contact Denver Industrial Hose Marketing for pricing, order requirements and availability.

\* Registered trademark of DuPont.  
\*\* Registered trademark of Daikin.

Due to continual product improvements, Gates reserves the right to alter specs and prices without prior notice.



**Industrial Hose  
Products/List Prices**



39496-000  
July 1, 2006  
Supersedes 39496-000  
January 17, 2005

**Acid-Chemical Hose**

**Mustang®**  
(Specification 4695/4695G)

**Black Cover (4695)**

Nom. I.D.		Nom. O.D.		Max. W.P.		Suction		Min. Bend Radius		Wt. Per Ft.		Standard Pack	Stock (X) or Minimum Order Qty.	Gates Item No.	List Price Per Ft.
		(In.)	(mm)			(In. Hg)	(mm Hg)	(In.)	(mm)	(Lbs.)	(Kg)				
3/4	19.1	1.25	31.8	200	1.38	30.0	762	4.0	102	.45	.20	100 ft.	X	4695-0002	\$19.71
1	25.4	1.50	38.1	200	1.38	30.0	762	5.0	127	.56	.25	100 ft.	X	4695-0003	20.75
1-1/4	31.8	1.75	44.5	200	1.38	30.0	762	6.0	152	.66	.30	100 ft.	X	4695-0004	21.90
1-1/2	38.1	2.04	51.8	200	1.38	30.0	762	8.0	203	.87	.40	100 ft.	X	4695-0005	23.69
2	50.8	2.54	64.5	200	1.38	30.0	762	9.0	229	1.10	.50	100 ft.	X	4695-0001	29.85
2-1/2	63.5	3.05	77.5	150	1.03	30.0	762	12.0	305	1.40	.64	100 ft.	X	4695-0006	35.40
3	76.2	3.58	90.9	150	1.03	30.0	762	18.0	457	1.79	.81	100 ft.	X	4695-0007	42.49
4	101.6	4.69	119.1	125	.86	30.0	762	24.0	610	2.72	1.23	100 ft.	X	4695-0008	52.30

**Green Cover (4695G)**

Nom. I.D.		Nom. O.D.		Max. W.P.		Suction		Min. Bend Radius		Wt. Per Ft.		Standard Pack	Stock (X) or Minimum Order Qty.	Gates Item No.	List Price Per Ft.
		(In.)	(mm)			(In. Hg)	(mm Hg)	(In.)	(mm)	(Lbs.)	(Kg)				
1	25.4	1.50	38.1	200	1.38	30.0	762	5.0	127	.56	.25	100 ft.	X	4695-0628	\$20.75
1 1/2	38.1	2.04	51.8	200	1.38	30.0	762	8.0	203	.88	.40	100 ft.	X	4695-0211	23.69
2	50.8	2.54	64.5	200	1.38	30.0	762	9.0	229	1.11	.50	100 ft.	X	4695-0216	29.85
3	76.2	3.58	90.9	150	1.03	30.0	762	18.0	457	1.81	.82	100 ft.	X	4695-0229	42.49

**RECOMMENDED FOR:** Tank truck, barge, ship, or storage tank transfer of a variety of chemical products. Mustang contains a wire helix for full suction capability, as well as for routing hoses through tight bends. Its Modified Cross-linked Polyethylene tube stock is "best in class" for maintaining a tight seal with stainless steel fittings, and is designed for cleaning with "open end" 50 PSI steam or in a bath containing 10% (NaOH) @ 212°F (100°C). Cleaning in place (CIP) methods may be used. Not recommended for "closed steam" cleaning. Applications include over 950 basic chemicals that are building blocks for numerous chemicals used in a variety of industries. Reference Gates Chemical Resistance Table on page 152 for proper hose selection.

**NOTE:** For applications requiring greater than 90% sulfuric acid contact Denver Product Application (303) 744-5070.

**TEMPERATURE:** -40°F to +250°F (-40°C to +121°C) normal service. Mustang is designed to withstand fluid temperatures to 250°F (+121°C), however the rating is dependent on the **specific chemical** conveyed. Contact Denver Product Application (303) 744-5070 for any chemical above 125°F (+52°C).

**CONSTRUCTION:** **Tube:** Type K (Gatron™ Modified Cross-linked Polyethylene.) Tan. High chemical resistance.  
**Reinforcement:** Synthetic, high tensile textile with steel wire helix.  
**Cover:** Type P (EPDM). Black or green corrugated with orange spiral stripe. Blue, red, and yellow covers available on special order.

**COUPLINGS:** Gates has tested hose assemblies at the maximum rated service temperature to assure your safety. Use [7], [8] or [49] for fluid temperatures to 125°F (+52°C). Use permanent fittings only [71] or [73] for fluid temperatures above 125°F (+52°C) and up to 250°F (+121°C). Reference pages 117-128.

**PACKAGING:** 100' length coiled and wrapped in polyethylene.

**BRANDING:** Continuous transfer label. Example: " Mustang® Acid-Chemical Suction/Discharge 200 PSI (1.38MPa) WP Made In U.S.A. For your safety: Use Permanent Couplings above 125°F."

**SPECIAL ORDER REQUIREMENTS:** Special production runs require minimum order quantities of 400 feet per size. If a special transfer label is required, contact Denver Industrial Hose Marketing for minimum quantity.

Blue, red, and yellow covers are made to order and require minimum production order quantities of 400 feet per size. For price, add 10% (x1.10) to above price.

**Specific cut lengths available through the Cut Length Program. Contact Customer Service for details.**

**REMNANT LENGTHS:** Remnant lengths are sometimes available in popular sizes at a discount. Contact Denver Industrial Hose Marketing for pricing, order requirements and availability.

Due to continual product improvements, Gates reserves the right to alter specs and prices without prior notice.



**Industrial Hose  
Products/List Prices**



39496-000  
July 1, 2006  
Supersedes 39496-000  
January 17, 2005

**Acid-Chemical Hose**

**Mustang® Crush Resistant**  
(Specification 4695M)

Nom. I.D.		Nom. O.D.		Max. W.P.		Suction		Min. Bend Radius		Wt. Per Ft.		Standard Pack	Stock (X) or Minimum Order Qty.	Gates Item No.	List Price Per Ft.
						(In. Hg)	(mm Hg)	(In.)	(mm)	(Lbs.)	(Kg)				
3/4	19.1	1.36	34.5	200	1.38	20.0	508	4.0	102	.53	.24	100 ft.	400 ft.	4695-0607	\$21.68
1	25.4	1.61	40.9	200	1.38	20.0	508	5.0	127	.64	.29	100 ft.	X	4695-0608	22.82
1-1/2	38.1	2.13	54.1	200	1.38	20.0	508	8.0	203	.90	.41	100 ft.	X	4695-0609	26.05
2	50.8	2.63	66.8	200	1.38	20.0	508	9.0	229	1.13	.51	100 ft.	X	4695-0610	32.83

**RECOMMENDED FOR:** Tank truck, barge, ship, or storage tank transfer of a variety of chemical products. Mustang Crush Resistant contains a monofilament helix for suction and crush resistant capability, as well as for routing hoses through tight bends. Its Modified Cross-linked Polyethylene tube stock is "best in class" for maintaining a tight seal with stainless steel fittings, and is designed for cleaning with "open end" 50 PSI steam or in a bath containing 10% (NaOH) @ 212°F (100°C). Cleaning in place (CIP) methods may be used. Not recommended for "closed steam" cleaning. Applications include over 950 basic chemicals that are building blocks for numerous chemicals used in a variety of industries. Reference Gates Chemical Resistance Table on page 152 for proper hose selection.

**NOTE:** For applications requiring greater than 90% sulfuric acid contact Denver Product Application (303) 744-5070.

**TEMPERATURE:** -40°F to +250°F (-40°C to +121°C) normal service. Mustang Crush Resistant is designed to withstand fluid temperatures to 250°F (+121°C), however the rating is dependent on the **specific chemical** conveyed. Contact Denver Product Application (303) 744-5070 for any chemical above 125°F (+52°C).

**CONSTRUCTION:**  
**Tube:** Type K (Gatron™ Modified Cross-linked Polyethylene.) Tan. High chemical resistance.  
**Reinforcement:** Synthetic, high tensile textile with monofilament helix and static wire providing crush and kink resistance.  
**Cover:** Type P (EPDM). Black corrugated with orange spiral stripe. Green, blue, red, and yellow covers available on special order.

**COUPLINGS:** Gates has tested hose assemblies at the maximum rated service temperature to assure your safety. Use 7, 8 or 49 for fluid temperatures to 125°F (+52°C). Use permanent fittings only 71 or 73 for fluid temperatures above 125°F (+52°C) and up to 250°F (+121°C). Reference pages 117-128.

**PACKAGING:** 100' length coiled and wrapped in polyethylene.

**BRANDING:** Continuous transfer label. Example: "Gates Mustang® Crush Resistant Acid-Chemical Suction/Discharge 200 PSI (1.38MPa) WP Made In U.S.A. For your safety: Use Permanent Couplings above 125°F."

**SPECIAL ORDER REQUIREMENTS:** Special production runs require minimum order quantities of 400 feet per size. If a special transfer label is required, contact Denver Industrial Hose Marketing for minimum quantity.

Green, blue, red, and yellow covers are made to order and require minimum production order quantities of 400 feet per size. For price, add 10% (x1.10) to above price.

**REMNANT LENGTHS:** Remnant lengths are sometimes available in popular sizes at a discount. Contact Denver Industrial Hose Marketing for pricing, order requirements and availability.

Due to continual product improvements, Gates reserves the right to alter specs and prices without prior notice.



**Industrial Hose  
Products/List Prices**



39496-000  
July 1, 2006  
Supersedes 39496-000  
January 17, 2005

**Acid-Chemical Hose**

**Appaloosa®**  
(Specification 4695RG)

Nom. I.D.		Nom. O.D.		Max. W.P.		Suction		Min. Bend Radius		Wt. Per Ft.		Standard Pack	Stock (X) or Minimum Order Qty.	Gates Item No.	List Price Per Ft.
(In.)	(mm)	(In.)	(mm)	(psi)	(MPa)	(In. Hg)	(mm Hg)	(In.)	(mm)	(Lbs.)	(Kg)				
1-1/2	38.1	1.97	50.0	200	1.38	30.0	762	8.0	203	.76	.35	100 ft.	X	4695-0665	\$26.05
2	50.8	2.47	62.7	200	1.38	30.0	762	9.0	229	.97	.44	100 ft.	X	4695-0666	32.83
3	76.2	3.51	89.2	150	1.03	30.0	762	18.0	457	1.58	.72	100 ft.	X	4695-0668	46.73

**RECOMMENDED FOR:** Use for tank truck, barge, ship, or storage tank transfer of a variety of chemical products where external abrasion resistance is critical. Appaloosa contains a wire helix for full suction capability, as well as for routing hoses through tight bends. Its Modified Cross-linked Polyethylene tube stock is "best in class" for maintaining a tight seal with stainless steel fittings and is designed for cleaning with "open end" 50 PSI steam or in a bath containing 10% (NaOH) @ 212°F (100°C). Cleaning in place (CIP) methods may be used. Capable of handling more than 950 basic chemicals. Reference Gates Chemical Resistance Table on page 152 for proper hose selection.

**TEMPERATURE:** -40°F to +225°F (-40°C to +107°C) normal service. Appaloosa is designed to withstand fluid temperatures to 225°F (+107°C), however the rating is dependent on the **specific chemical** conveyed. Contact Denver Product Application (303) 744-5070 for any chemical above 125°F (+52°C).

**CONSTRUCTION:**  
**Tube:** Type K (Gatron™ Modified Cross-linked Polyethylene.) Tan. High chemical resistance.  
**Reinforcement:** Synthetic, high tensile textile with steel wire helix.  
**Cover:** Type L (UHMWPE) over a base of Type P (EPDM). Black corrugated cover with green dots and a green spiral stripe.

**COUPLINGS:** Gates has tested hose assemblies at the maximum rated service temperature to assure your safety. Use 7, 8 or 49 for fluid temperatures to 125°F (+52°C). Use permanent fittings only 71 or 73 for fluid temperatures above 125°F (+52°C) and up to 250°F (+121°C). Reference pages 117-128.

**PACKAGING:** 100' length coiled and wrapped in polyethylene.

**BRANDING:** Continuous transfer label. Example: "Gates Appaloosa® Acid-Chemical Suction/Discharge 200 PSI (1.38MPa) WP Made In U.S.A. For your safety: Use Permanent Couplings above 125°F."

**SPECIAL ORDER REQUIREMENTS:** Special production runs require minimum order quantities of 400 feet per size. If a special transfer label is required, contact Denver Industrial Hose Marketing for minimum quantity.

**Specific cut lengths available through the Cut Length Program. Contact Customer Service for details.**

**REMNANT LENGTHS:** Remnant lengths are sometimes available in popular sizes at a discount. Contact Denver Industrial Hose Marketing for pricing, order requirements and availability.

Due to continual product improvements, Gates reserves the right to alter specs and prices without prior notice.



**Industrial Hose  
Products/List Prices**



39496-000  
July 1, 2006  
Supersedes 39496-000  
January 17, 2005

**Acid-Chemical Hose**

**Renegade™**  
(Specification 4697G)

Nom. I.D.		Nom. O.D.		Max. W.P.		Suction		Min. Bend Radius		Wt. Per Ft.		Standard Pack	Stock (X) or Minimum Order Qty.	Gates Item No.	List Price Per Ft.
						(In. Hg)	(mm Hg)			(Lbs.)	(Kg)				
3/4	19.1	1.22	31.0	200	1.38	30.0	762	4.0	102	.41	.19	100 ft.	X	4697-0014	\$21.66
1	25.4	1.47	37.3	200	1.38	30.0	762	5.0	127	.51	.23	100 ft.	X	4697-0015	22.84
1-1/4	31.8	1.72	43.7	200	1.38	30.0	762	6.0	152	.60	.27	100 ft.	X	4697-0016	24.11
1-1/2	38.1	2.00	50.8	200	1.38	30.0	762	8.0	203	.78	.35	100 ft.	X	4697-0017	26.03
2	50.8	2.50	63.5	200	1.38	30.0	762	9.0	229	.99	.45	100 ft.	X	4697-0018	32.80
2-1/2	63.5	3.01	76.5	150	1.03	30.0	762	12.0	305	1.28	.58	100 ft.	X	4697-0019	38.95
3	76.2	3.53	89.7	150	1.03	30.0	762	18.0	457	1.63	.74	100 ft.	X	4697-0020	46.73
4	101.6	4.53	115.1	125	.86	30.0	762	24.0	610	2.11	.96	100 ft.	X	4697-0021	57.56

**RECOMMENDED FOR:** Tank truck, barge, ship, or storage tank transfer of a variety of chemical products. Renegade contains a wire helix for full suction capability, as well as for routing hoses through tight bends. The Ultrahigh Molecular Weight Polyethylene tube stock has excellent chemical resistance and is backed by Gates Gatron™ for flex fatigue safety at the coupling. Renegade is designed for easy cleaning in a bath containing 10% (NaOH) @ 212°F (100°C). Cleaning in place (CIP) methods may be used. Applications include over 450 basic chemicals which are building blocks for numerous chemicals used in a variety of industries. Reference Gates Chemical Resistance Table on page 152 for proper hose selection.

**TEMPERATURE:** -40°F to +212°F (-40°C to +100°C) normal service. Renegade is designed to withstand fluid temperatures to 212°F (+100°C), however the rating is dependent on the **specific chemical** conveyed. Contact Denver Product Application (303) 744-5070 for any chemical above 125°F (+52°C).

**CONSTRUCTION:** **Tube:** Type L (Ultrahigh Molecular Weight Polyethylene). Clear, backed with Gatron™ Modified XLPE.  
**Reinforcement:** Synthetic, high tensile textile with steel wire helix.  
**Cover:** Type P (EPDM). Green corrugated with yellow spiral stripe.

**COUPLINGS:** Gates has tested hose assemblies at the maximum rated service temperature to assure your safety. Use **7**, **8**, or **49** for fluid temperatures to 125°F (+52°C). Use permanent fittings only **71** or **73** for fluid temperatures above 125°F (+52°C) and up to 212°F (+100°C). Reference pages 117-128.

**PACKAGING:** 100' length coiled and wrapped in polyethylene.

**BRANDING:** Continuous transfer label. Example: “ Renegade™ Acid-Chemical Suction/Discharge 200 PSI (1.38MPa) WP Made In U.S.A. For Your Safety: Use Permanent Couplings above 125°F.”

**SPECIAL ORDER REQUIREMENTS:** Special production runs require minimum order quantities of 400 feet per size. If a special transfer label is required, contact Denver Industrial Hose Marketing for minimum quantity.

Black, red, blue and yellow covers are made to order and require minimum production order quantities of 400 feet per size. For price, add 10% (x1.10) to above price.

**Specific cut lengths available through the Cut Length Program. Contact Customer Service for details.**

**REMNANT LENGTHS:** Remnant lengths are sometimes available in popular sizes at a discount. Contact Denver Industrial Hose Marketing for pricing, order requirements and availability.

Due to continual product improvements, Gates reserves the right to alter specs and prices without prior notice.





**Industrial Hose  
Products/List Prices**



39496-000  
July 1, 2006  
Supersedes 39496-000  
January 17, 2005

**Acid-Chemical Hose**

**Colt®**

(Specification 4696A)

Nom. I.D.	Nom. O.D.		Max. W.P.	Suction	Min. Bend Radius	Wt. Per Ft.	Standard	Stock (X) or Minimum Order Qty.	Gates Item No.	List Price Per Ft.					
	(in.)	(mm)									(psi)	(MPa)	(in. Hg)	(mm Hg)	(in.)
3/4	19.1	1.27	32.3	150	1.03	30.0	762	3.0	76	.50	.23	100 ft.	400 ft.	4696-0002	\$12.83
1	25.4	1.52	38.6	150	1.03	30.0	762	3.5	89	.61	.28	100 ft.	X	4696-0001	13.32
1-1/4	31.8	1.79	45.5	150	1.03	30.0	762	4.0	102	.77	.35	100 ft.	400 ft.	4696-0003	14.67
1-1/2	38.1	2.04	51.8	150	1.03	30.0	762	5.0	127	.89	.40	100 ft.	X	4696-0004	15.33
2	50.8	2.54	64.5	150	1.03	30.0	762	6.0	152	1.11	.50	100 ft.	X	4696-0005	17.12
2-1/2	63.5	3.05	77.5	150	1.03	30.0	762	9.0	229	1.48	.67	100 ft.	400 ft.	4696-0006	20.74
3	76.2	3.60	91.4	150	1.03	30.0	762	11.0	279	1.94	.88	100 ft.	X	4696-0009	24.85
4	101.6	4.60	116.8	125	.86	30.0	762	16.0	406	2.52	1.14	100 ft.	X	4696-0012	31.40
6	152.4	6.78	172.2	125	.86	30.0	762	24.0	610	4.95	2.25	100 ft.	X	4696-0017	59.30

**RECOMMENDED FOR:** Tank truck, barge, ship, or storage tank transfer of a variety of mild chemical products. Colt contains a wire helix for full suction capability, as well as for routing hoses through tight bends. Its EPDM tube stock will withstand 250°F (+121°C) applications. Reference Gates Chemical Resistance Table on page 152 for proper hose selection.

**TEMPERATURE:** -40°F to +250°F (-40°C to +121°C) normal service. Colt is designed to withstand fluid temperatures to 250°F (+121°C), however the rating is dependent on the **specific chemical** conveyed. Contact Denver Product Application (303) 744-5070 for any chemical above 125°F (+52°C).

**CONSTRUCTION:** **Tube:** Type P (EPDM). Black. Mild chemical resistance.  
**Reinforcement:** Synthetic, high tensile textile with steel wire helix.  
**Cover:** Type P (EPDM). Yellow corrugated with green spiral stripe.

**COUPLINGS:** Gates has tested hose assemblies at the maximum rated service temperature to assure your safety. Use **7**, **8** or **49** for fluid temperatures to 125°F (+52°C). Use permanent fittings only **71** or **73** for fluid temperatures above 125°F (+52°C) and up to 250°F (+121°C). Reference pages 117-128.

**PACKAGING:** 100' length coiled and wrapped in polyethylene.

**BRANDING:** Continuous transfer label. Example: “ Colt® Acid-Chemical Suction/Discharge 150 PSI (1.03MPa) WP Made In U.S.A. For Your Safety: Use Permanent Couplings above 125°F.”

**SPECIAL ORDER REQUIREMENTS:** Special production runs require minimum order quantities of 400 feet for sizes through 4" and 200 feet for sizes above 4". If a special transfer label is required, contact Denver Industrial Hose Marketing for minimum quantity.

**Specific cut lengths available through the Cut Length Program. Contact Customer Service for details.**

**REMNANT LENGTHS:** Remnant lengths are sometimes available in popular sizes at a discount. Contact Denver Industrial Hose Marketing for pricing, order requirements and availability.

Due to continual product improvements, Gates reserves the right to alter specs and prices without prior notice.



**Industrial Hose  
Products/List Prices**



39496-000  
July 1, 2006  
Supersedes 39496-000  
January 17, 2005

**Acid-Chemical Hose**

**Thermo AG® 570**

**(Ag Spray)**

(Specification 4465)

Nom. I.D.		Nom. O.D.		Max. W.P.*		Suction*		Min. Bend Radius		Wt. Per Ft.		Standard Pack	Stock (X) or Minimum Order Qty.	Gates Item No.	List Price Per Ft.
(In.)	(mm)	(In.)	(mm)	(psi)	(MPa)	(In. Hg)	(mm Hg)	(In.)	(mm)	(Lbs.)	(Kg)				
3/8	9.5	.67	17.0	570	3.93	25.0	635	4.0	102	.12	.05	300 ft.	X	4465-1701	\$2.13
3/8	9.5	.67	17.0	570	3.93	25.0	635	4.0	102	.12	.05	400 ft.	X	4465-1702	2.13
1/2	12.7	.81	20.6	570	3.93	25.0	635	5.0	127	.17	.08	300 ft.	X	4465-1704	2.49
1/2	12.7	.81	20.6	570	3.93	25.0	635	5.0	127	.17	.08	400 ft.	X	4465-1705	2.49
3/4	19.1	1.08	27.4	570	3.93	25.0	635	6.0	152	.27	.12	300 ft.	X	4465-1706	4.73
3/4	19.1	1.08	27.4	570	3.93	25.0	635	6.0	152	.27	.12	400 ft.	X	4465-1707	4.73

\*Working pressure and suction at +72°F (+22°C).

**RECOMMENDED FOR:** Spraying lawns, trees and similar applications with diluted solutions of water and oil based pesticides and herbicides. For pesticides or herbicides containing more than 2% Toluene or Xylene, use Gates 77B.

**TEMPERATURE:** -10°F to +130°F (-23°C to +55°C). Maximum temperature dependent on pesticide/herbicide or chemicals conveyed. For temperatures above 120°F (+49°C), contact Denver Product Application (303) 744-5070.

**CONSTRUCTION:** **Tube:** Type G (PVC). Yellow.  
**Reinforcement:** Synthetic, high tensile textile cord.  
**Cover:** Type G (PVC). Yellow. Striated.

**COUPLINGS:** , or , (multiple clamps required) or , Gates permanent Power Crimp® couplings. Reference pages 118-128.

**PACKAGING:** All lengths coiled in a polyethylene bag.

**BRANDING:** Continuous ink brand. Example: "3/8" 570 PSI WP SPRAY HOSE JAPAN"

**SPECIAL ORDER REQUIREMENTS:** None.

**REMNANT LENGTHS:** None.

Due to continual product improvements, Gates reserves the right to alter specs and prices without prior notice.



**Industrial Hose  
Products/List Prices**



39496-000  
July 1, 2006  
Supersedes 39496-000  
January 17, 2005

**Acid-Chemical Hose**

**Thermo AG® 800  
(Ag Spray)**

(Specification 4465)

Nom. I.D.		Nom. O.D.		Max. W.P.*		Suction*		Min. Bend Radius		Wt. Per Ft.		Standard Pack	Stock (X) or Minimum Order Qty.	Gates Item No.	List Price Per Ft.
(In.)	(mm)	(In.)	(mm)	(psi)	(MPa)	(In. Hg)	(mm Hg)	(In.)	(mm)	(Lbs.)	(Kg)				
3/8	9.5	.69	17.5	800	5.52	25.0	635	4.0	102	.14	.06	300 ft.	X	4465-1361	\$2.46
3/8	9.5	.69	17.5	800	5.52	25.0	635	4.0	102	.14	.06	400 ft.	X	4465-1362	2.46
1/2	12.7	.84	21.3	800	5.52	25.0	635	5.0	127	.18	.08	300 ft.	X	4465-1371	3.13
1/2	12.7	.84	21.3	800	5.52	25.0	635	5.0	127	.18	.08	400 ft.	X	4465-1372	3.13
3/4	19.1	1.41	35.8	800	5.52	25.0	635	6.0	152	.30	.14	300 ft.	X	4465-1381	5.64
3/4	19.1	1.41	35.8	800	5.52	25.0	635	6.0	152	.30	.14	400 ft.	X	4465-1382	5.64

\*Working pressure and suction at +72°F (+22°C).

**RECOMMENDED FOR:** Spraying lawns, trees and similar applications with diluted solutions of water and oil based pesticides and herbicides. For pesticides or herbicides containing more than 2% Toluene or Xylene, use Gates 77B.

**TEMPERATURE:** -10°F to +130°F (-23°C to +55°C). Maximum temperature dependent on pesticide/herbicide or chemicals conveyed. For temperatures above 120°F (+49°C), contact Denver Product Application (303) 744-5070.

**CONSTRUCTION:** **Tube:** Type G (PVC). Green  
**Reinforcement:** Synthetic, high tensile textile cord.  
**Cover:** Type G (PVC). Green. Striated.

**COUPLINGS:**  8,  14 or  15,  21 (multiple clamps required) or  48,  72 Gates permanent Power Crimp® couplings. Reference pages 118-128.

**PACKAGING:** All lengths coiled in a polyethylene bag.

**BRANDING:** Continuous ink brand. Example: "1/2" 800 PSI WP SPRAY HOSE JAPAN"


**SPECIAL ORDER REQUIREMENTS:** None.

**REMNANT LENGTHS:** None.

Due to continual product improvements, Gates reserves the right to alter specs and prices without prior notice.



**Industrial Hose  
Products/List Prices**



39496-000  
July 1, 2006  
Supersedes 39496-000  
January 17, 2005

**Acid-Chemical Hose**

**77B**

**(Paint Spray and Chemical)**

(Specification 3207NN/3207T)

Nom. I.D.		Nom. O.D.		Max. W.P.		Suction		Min. Bend Radius		Wt. Per Ft.		Standard Pack	Stock (X) or Minimum Order Qty.	Gates Item No.	List Price Per Ft.
(In.)	(mm)	(In.)	(mm)	(psi)	(MPa)	(In. Hg)	(mm Hg)	(In.)	(mm)	(Lbs.)	(Kg)				
1/4	6.4	.52	13.2	500	3.45	30.0	762	3.0	76	.09	.04	REEL	X	3207-0290	\$2.49
5/16	7.9	.59	15.0	500	3.45	30.0	762	3.0	76	.11	.05	REEL	X	3207-0291	2.93
3/8	9.5	.67	17.0	500	3.45	30.0	762	3.0	76	.14	.06	REEL	X	3207-0292	3.41
1/2	12.7	.87	22.1	750	5.17	25.0	635	5.0	127	.23	.10	REEL	X	3207-0294	4.98
3/4	19.1	1.16	29.5	750	5.17	25.0	635	6.0	152	.35	.16	REEL	X	3207-0296	7.67

**RECOMMENDED FOR:** Paint spray applications, as well as transfer of petroleum based products (aliphatic, aromatic and chlorinated hydrocarbon; such as Toluene, Xylene, Benzene, gasoline and carbon tetrachloride). Reference Gates Chemical Resistance Table on page 136. **NOT RECOMMENDED FOR ACIDS.**

**TEMPERATURE:** -40°F to +150°F (-40°C to +66°C) continuous service. **NOTE:** Contact Denver Product Application (303) 744-5070 when conveying chemicals above 120°F (+49°C).

**CONSTRUCTION:** **Tube:** Type Z (Special flexible nylon material). Clear.  
**Reinforcement:** Synthetic, high tensile textile cord.  
**Cover:** Type A (Neoprene). Black.

**COUPLINGS:** . Reference pages 118-128. For paint service: Binks 3 piece compression ring only.

**PACKAGING:** 1/4" through 1/2": Packaged in 600' to 800' reels. Maximum 4 pieces. One length 25' to 50'. Maximum of 2 lengths under 100'.  
3/4": Packaged in 300' to 400' reels. Maximum 3 pieces. One length between 25' to 50'. All other lengths over 50'. Maximum 2 pieces under 100'.

**BRANDING:** Continuous ink print label. Example: "Gates 77B PAINT SPRAY AND CHEMICAL 3/8 Inch (9.5mm) 500 PSI (3.45MPa) WP Made In U.S.A."

**SPECIAL ORDER REQUIREMENTS:** Special production runs require minimum order quantities of 5,000 feet for all sizes except 3/8". 3/8" requires 25,000 feet.

**REMNANT LENGTHS:** None.

Due to continual product improvements, Gates reserves the right to alter specs and prices without prior notice.



**Industrial Hose  
Products/List Prices**



39496-000  
July 1, 2006  
Supersedes 39496-000  
January 17, 2005

**Air and Multi-Purpose Hose**

**19B Plant Master®**  
(Specification 3219AR)

Nom. I.D.		Nom. O.D.		Max. W.P.		Suction		Min. Bend Radius		Wt. Per Ft.		Standard Pack	Stock (X) or Minimum Order Qty.	Gates Item No.	List Price Per Ft.
(In.)	(mm)	(In.)	(mm)	(psi)	(MPa)	(In. Hg)	(mm Hg)	(In.)	(mm)	(Lbs.)	(Kg)				
3/16	4.8	.43	10.9	500	3.45	30.0	762	3.0	76	.07	.03	REEL	X	3219-2901	\$2.15
1/4	6.4	.50	12.7	250	1.72	30.0	762	3.0	76	.09	.04	REEL	X	3219-2902	2.43
1/4	6.4	.62	15.8	500	3.45	30.0	762	3.0	76	.14	.06	REEL	X	3219-2903	3.18
5/16	7.9	.62	15.8	250	1.72	30.0	762	3.0	76	.13	.06	REEL	X	3219-2904	2.60
5/16	7.9	.69	17.5	500	3.45	30.0	762	3.0	76	.17	.08	REEL	X	3219-2905	3.53
3/8	9.5	.69	17.5	250	1.72	30.0	762	3.0	76	.15	.07	REEL	X	3219-2906	2.76
3/8	9.5	.75	19.1	500	3.45	30.0	762	3.0	76	.18	.08	REEL	X	3219-2907	3.90
1/2	12.7	.84	21.3	250	1.72	25.0	635	5.0	127	.20	.09	REEL	X	3219-2908	3.86
1/2	12.7	.88	22.4	500	3.45	25.0	635	5.0	127	.23	.10	REEL	X	3219-2909	5.49
5/8	15.9	.94	23.9	250	1.72	20.0	508	6.0	152	.22	.10	REEL	X	3219-2910	4.39
5/8	15.9	1.00	25.4	500	3.45	20.0	508	6.0	152	.27	.12	REEL	X	3219-2911	6.54
3/4	19.1	1.09	27.7	250	1.72	20.0	508	6.0	152	.28	.13	REEL	X	3219-2912	5.40
3/4	19.1	1.19	30.2	500	3.45	20.0	508	6.0	152	.38	.17	REEL	X	3219-2913	7.27
1	25.4	1.38	35.1	250	1.72	10.0	254	7.9	203	.41	.19	REEL	X	3219-2914	6.59
1	25.4	1.50	38.1	500	3.45	20.0	508	7.9	203	.55	.25	REEL	X	3219-2915	8.86
1-1/4	31.8	1.75	44.5	250	1.72	10.0	254	10.0	254	.67	.30	REEL	X	3219-2916	15.01
1-1/4	31.8	1.75	44.5	500	3.45	10.0	254	10.0	254	.67	.30	REEL	5,000 ft.	3219-2917	15.65
1-3/8	34.9	1.87	47.5	250	1.72	10.0	254	10.0	254	.71	.32	REEL	5,000 ft.	3219-2918	16.48
1-3/8	34.9	1.88	47.8	500	3.45	10.0	254	10.0	254	.73	.33	REEL	5,000 ft.	3219-2919	17.20
1-1/2	38.1	2.00	50.8	250	1.72	10.0	254	12.0	305	.78	.35	REEL	X	3219-2920	17.76
1-1/2	38.1	2.00	50.8	500	3.45	10.0	254	12.0	305	.78	.35	REEL	5,000 ft.	3219-2921	18.65

**RECOMMENDED FOR:** Applications requiring a premium grade braided hose, with excellent flexibility and maximum resistance to air, water, petroleum oils, gasoline, kerosene and fuel oil (to 120°F) and lubricating oils (to 212°F). Excellent weather and ozone resistance.

**NOTE:** Not recommended for constant contact with fuels.

**TEMPERATURE:** -40°F to +212°F (-40°C to +100°C) continuous service. Reference page 6 for additional information.

**CONSTRUCTION:** **Tube:** Type C (Nitrile). Black.  
**Reinforcement:** Braided, high tensile synthetic textile cord.  
**Cover:** Type C<sub>2</sub> (Modified Nitrile). Red.

**COUPLINGS:** 19 (up through 1/2" only), 3 or 4 (up through 1/2" with 20 brass ferrules, up through 1" with bands), 1, 14 or 15 (all sizes) or 72 Gates permanent Power Crimp® couplings. Reference page 118-128.

**PACKAGING:** 3/16" through 1/2": Packaged in 500' to 750' reels. Maximum 3 pieces. Minimum length 50'.  
5/8" through 1": Packaged in 400' to 650' reels. Maximum 3 pieces. Minimum length 50'.  
1-1/4" & over: Packaged in 250' to 400' reels. Maximum 3 pieces. Minimum length 50'.

**BRANDING:** Continuous ink brand. Example: "Gates 19B Plant Master® Multi-Purpose 3/8 Inch (9.5mm) 250 PSI (1.72MPa) WP Made in U.S.A."

**SPECIAL ORDER REQUIREMENTS:** Special production runs require minimum order quantities of 5,000 feet.

**REMNANT LENGTHS:** None.

**STANDARDS:** **Tube:** RMA (Class A) High oil resistance.  
**Cover:** RMA (Class B) Medium oil resistance.  
Mil-H-2815G Section 3.12.2 off-gassing for breathing applications such as supplied air respirators, through 1/2" I.D. Nonconductive at 1000 volts D.C. Electrical resistance is greater than one megohm per inch when subjected to 1000 volts D.C. Storage and use may adversely affect electrical properties.

Due to continual product improvements, Gates reserves the right to alter specs and prices without prior notice.



**Industrial Hose  
Products/List Prices**

39496-000  
July 1, 2006  
Supersedes 39496-000  
January 17 2005

**Air and Multi-Purpose Hose**

**119B Plant Master®**  
(Specification 3219AB)

Nom. I.D.		Nom. O.D.		Max. W.P.		Suction		Min. Bend Radius		Wt. Per Ft.		Standard Pack	Stock (X) or Minimum Order Qty.	Gates Item No.	List Price Per Ft.
(In.)	(mm)	(In.)	(mm)	(psi)	(MPa)	(In. Hg)	(mm Hg)	(In.)	(mm)	(Lbs.)	(Kg)				
1/4	6.4	.50	12.7	250	1.72	30.0	762	3.0	76	.09	.04	REEL	X	3219-2930	\$2.32
1/4	6.4	.62	15.8	500	3.45	30.0	762	3.0	76	.16	.07	REEL	5,000 ft.	3219-2931	2.97
5/16	7.9	.62	15.8	250	1.72	30.0	762	3.0	76	.13	.06	REEL	X	3219-2932	2.48
3/8	9.5	.69	17.5	250	1.72	30.0	762	3.0	76	.15	.07	REEL	X	3219-2933	2.60
3/8	9.5	.75	19.1	500	3.45	30.0	762	3.0	76	.21	.10	REEL	5,000 ft.	3219-2934	3.69
1/2	12.7	.84	21.3	250	1.72	25.0	635	5.0	127	.21	.10	REEL	X	3219-2935	3.62
1/2	12.7	.88	22.4	500	3.45	25.0	635	5.0	127	.26	.12	REEL	5,000 ft.	3219-2936	5.17
5/8	15.9	.94	23.9	250	1.72	20.0	508	6.0	152	.23	.10	REEL	X	3219-2937	4.18
3/4	19.1	1.09	27.7	250	1.72	20.0	508	6.0	152	.29	.13	REEL	X	3219-2938	5.17
3/4	19.1	1.19	30.2	500	3.45	20.0	508	6.0	152	.42	.19	REEL	5,000 ft.	3219-2939	6.87
1	25.4	1.38	35.1	250	1.72	10.0	254	7.9	203	.42	.19	REEL	X	3219-2940	6.22
1	25.4	1.50	38.1	500	3.45	20.0	508	7.9	203	.62	.28	REEL	5,000 ft.	3219-2941	8.37
1-1/4	31.8	1.75	44.5	250	1.72	10.0	254	10.0	254	.69	.31	REEL	5,000 ft.	3219-2942	14.24
1-1/2	38.1	2.00	50.8	250	1.72	10.0	254	12.0	305	.81	.37	REEL	5,000 ft.	3219-2943	16.88

**RECOMMENDED FOR:** Applications requiring a premium grade braided hose, with excellent flexibility and maximum resistance to air, water, petroleum oils, gasoline, kerosene and fuel oil (to 120°F) and lubricating oils (to 212°F). Excellent weather and ozone resistance.

**NOTE:** Not recommended for constant contact with fuels.

**TEMPERATURE:** -40°F to +212°F (-40°C to +100°C) continuous service. Reference page 6 for additional information.

**CONSTRUCTION:** **Tube:** Type C (Nitrile). Black.  
**Reinforcement:** Braided, high tensile synthetic textile cord.  
**Cover:** Type A (Neoprene). Black.

**COUPLINGS:** 19 (up through 1/2" only), 3 or 4 (up through 1/2" with 20 brass ferrules, up through 1" with bands), 1, 14 or 15 (all sizes) or 72 Gates permanent Power Crimp® couplings. Reference page 118-128.

**PACKAGING:** 1/4" through 1/2": Packaged in 500' to 750' reels. Maximum 3 pieces. Minimum length 50'.  
5/8" through 1": Packaged in 400' to 650' reels. Maximum 3 pieces. Minimum length 50'.  
1-1/4" & over: Packaged in 250' to 400' reels. Maximum 3 pieces. Minimum length 50'.

**BRANDING:** Continuous ink brand. Example: "Gates 119B Plant Master® Multi-Purpose 3/8 Inch (9.5mm) 250 PSI (1.72MPa) WP Made In U.S.A."

**SPECIAL ORDER REQUIREMENTS:** Special production runs require minimum order quantities of 5,000 feet.

**REMNANT LENGTHS:** None.

**STANDARDS:** **Tube:** RMA (Class A) High oil resistance.  
**Cover:** RMA (Class B) Medium oil resistance.  
Mil-H-2815G Section 3.12.2 off-gassing for breathing applications such as supplied air respirators, through 1/2" I.D Nonconductive at 1000 volts D.C. Electrical resistance is greater than one megohm per inch when subjected to 1000 volts D.C. Storage and use may adversely affect electrical properties.

Due to continual product improvements, Gates reserves the right to alter specs and prices without prior notice.



**Industrial Hose  
Products/List Prices**



39496-000  
July 1, 2006  
Supersedes 39496-000  
January 17, 2005

**Air and Multi-Purpose Hose**

**Terminator®**

(Specification 3202T/3202TW)

Nom. I.D.		Nom. O.D.		Max. W.P.		Suction		Min. Bend Radius		Wt. Per Ft.		Standard Pack	Stock (X) or Minimum Order Qty.	Gates Item No.	List Price Per Ft.
(In.)	(mm)	(In.)	(mm)	(psi)	(MPa)	(In. Hg)	(mm Hg)	(In.)	(mm)	(Lbs.)	(Kg)				
1/4	6.4	.57	14.5	501	3.45	30.0	762	3.0	76	.12	.05	REEL	X	3202-0001	\$2.39
3/8	9.5	.75	19.1	501	3.45	25.0	635	3.0	76	.19	.09	REEL	X	3202-0006	2.96
1/2	12.7	.89	22.6	501	3.45	25.0	635	5.0	127	.25	.11	REEL	X	3202-0011	4.15
3/4	19.1	1.22	31.0	501	3.45	15.0	381	6.0	152	.42	.19	REEL	X	3202-0016	5.56
1	25.4	1.51	38.4	501	3.45	10.0	254	7.9	203	.57	.26	REEL	X	3202-0021	8.26
1-1/4	31.8	1.78	45.2	501	3.45	10.0	254	10.0	254	.73	.33	REEL	X	3202-0027	11.42
1-1/2	38.1	2.09	53.1	501	3.45	10.0	254	12.0	305	.96	.44	100 ft.	X	3202-0029	15.96
2	50.8	2.64	67.1	501	3.45	10.0	254	14.0	356	1.35	.61	100 ft.	X	3202-0032	17.43

**RECOMMENDED FOR:** Applications requiring a premium-quality, multi-purpose hose with superior abrasion resistance for air, oil and some chemical applications. Excellent durability for extra long life in these applications: mining, air drill, construction, poultry plants and other severe service. Excellent weather and ozone resistance.

**TEMPERATURE:** -40°F to +212°F (-40°C to +100°C) continuous service.

**CONSTRUCTION:** **Tube:** Type C (Nitrile). Black.  
**Reinforcement:** Synthetic, high tensile textile cord.  
**Cover:** Type C<sub>4</sub> (Carboxylated Nitrile). Yellow.

**COUPLINGS:** (up through 1/2" only), , or (up through 1/2" with brass ferrules, up through 1" with bands), , , Gates permanent Power Crimp®, (up to 250 PSI) or MegaCrimp® couplings. Reference page 118-128.

**PACKAGING:** **Minimum of 90% of hose reels will be 1-piece lengths.**  
1/4" through 3/4": Packaged in 500' to 700' reels. Maximum 2 pieces in 50' increments.  
1" and 1-1/4": Packaged in 350' reels. Maximum 3 pieces. Minimum length 50'.  
1-1/2" and 2": Packaged 100' coiled and wrapped in polyethylene.

**BRANDING:** Continuous ink brand. Example "GATES® TERMINATOR® 501 PSI (3.45MPa) WP 3/4 INCH (19.1mm) FLAME RESISTANT MSHA 2G-IC-11C MADE IN USA"

**SPECIAL ORDER REQUIREMENTS:** Special production runs require minimum order quantities of 25,000 feet for sizes through 3/4", 5,000 feet for 1" and 1-1/4", 400 feet for 1-1/2" and larger.

**REMNANT LENGTHS:** None.

**STANDARDS:** **Tube:** RMA (Class A) High oil resistance.  
**Cover:** RMA (Class A) High oil resistance. Meets MSHA 30 CFR 18.65. Flame-resistant.  
All sizes except 1-1/2" and 2" are nonconductive at 1000 volts D.C. Electrical resistance is greater than one megohm per inch when subjected to 1000 volts D.C. Storage and use may adversely affect electrical properties.

Due to continual product improvements, Gates reserves the right to alter specs and prices without prior notice.



**Industrial Hose  
Products/List Prices**



39496-000  
July 1, 2006  
Supersedes 39496-000  
January 17, 2005

**Air and Multi-Purpose Hose**

**LOL Plus  
(Lock-On Hose)**

(Specification 3284D, E, G, H, R, Y)

	Nom. I.D.		Nom. O.D.		Max. W.P.		Suction		Min. Bend Radius		Wt. Per Ft.		Standard	Stock (X) or Minimum Order Qty.	Gates Item No.	List Price Per Ft.
Color	(In.)	(mm)	(In.)	(mm)	(psi)	(MPa)	(In. Hg)	(mm Hg)	(In.)	(mm)	(Lbs.)	(Kg)	Pack			
Black	1/4	6.4	.47	11.9	300	2.07	27.9	711	3.0	76	.09	.04	REEL	X	3201-1100	\$1.56
Black	3/8	9.5	.63	15.9	300	2.07	27.9	711	3.0	76	.11	.05	REEL	X	3201-1101	1.96
Black	1/2	12.7	.77	19.6	300	2.07	27.9	711	5.0	127	.15	.07	REEL	X	3201-1102	2.29
Black	5/8	15.9	.94	23.9	300	2.07	27.9	711	6.0	152	.20	.09	REEL	X	3201-1103	3.05
Black	3/4	19.1	1.06	26.9	300	2.07	15.0	381	7.0	178	.24	.11	REEL	X	3201-1104	3.81
Blue	1/4	6.4	.47	11.9	300	2.07	27.9	711	3.0	76	.09	.04	REEL	X	3201-1105	1.56
Blue	3/8	9.5	.63	15.9	300	2.07	27.9	711	3.0	76	.11	.05	REEL	X	3201-1106	1.96
Blue	1/2	12.7	.77	19.6	300	2.07	27.9	711	5.0	127	.15	.07	REEL	X	3201-1107	2.29
Blue	5/8	15.9	.94	23.9	300	2.07	27.9	711	6.0	152	.20	.09	REEL	X	3201-1108	3.05
Blue	3/4	19.1	1.06	26.9	300	2.07	15.0	381	7.0	178	.24	.11	REEL	X	3201-1109	3.81
Red	1/4	6.4	.47	11.9	300	2.07	27.9	711	3.0	76	.09	.04	REEL	X	3201-1110	1.56
Red	3/8	9.5	.63	15.9	300	2.07	27.9	711	3.0	76	.11	.05	REEL	X	3201-1111	1.96
Red	1/2	12.7	.77	19.6	300	2.07	27.9	711	5.0	127	.15	.07	REEL	X	3201-1112	2.29
Red	5/8	15.9	.94	23.9	300	2.07	27.9	711	6.0	152	.20	.09	REEL	X	3201-1113	3.05
Red	3/4	19.1	1.06	26.9	300	2.07	15.0	381	7.0	178	.24	.11	REEL	X	3201-1114	3.81
Yellow	1/4	6.4	.47	11.9	300	2.07	27.9	711	3.0	76	.09	.04	REEL	X	3201-1115	1.56
Yellow	3/8	9.5	.63	15.9	300	2.07	27.9	711	3.0	76	.11	.05	REEL	X	3201-1116	1.96
Yellow	1/2	12.7	.77	19.6	300	2.07	27.9	711	5.0	127	.15	.07	REEL	X	3201-1117	2.29
Yellow	5/8	15.9	.94	23.9	300	2.07	27.9	711	6.0	152	.20	.09	REEL	X	3201-1118	3.05
Yellow	3/4	19.1	1.06	26.9	300	2.07	15.0	381	7.0	178	.24	.11	REEL	X	3201-1119	3.81
Green	1/4	6.4	.47	11.9	300	2.07	27.9	711	3.0	76	.09	.04	REEL	X	3201-1120	1.56
Green	3/8	9.5	.63	15.9	300	2.07	27.9	711	3.0	76	.11	.05	REEL	X	3201-1121	1.96
Green	1/2	12.7	.77	19.6	300	2.07	27.9	711	5.0	127	.15	.07	REEL	X	3201-1122	2.29
Green	5/8	15.9	.94	23.9	300	2.07	27.9	711	6.0	152	.20	.09	REEL	X	3201-1123	3.05
Green	3/4	19.1	1.06	26.9	300	2.07	15.0	381	7.0	178	.24	.11	REEL	X	3201-1124	3.81
Gray	1/4	6.4	.47	11.9	300	2.07	27.9	711	3.0	76	.09	.04	REEL	X	3201-1125	1.56
Gray	3/8	9.5	.63	15.9	300	2.07	27.9	711	3.0	76	.11	.05	REEL	X	3201-1126	1.96
Gray	1/2	12.7	.77	19.6	300	2.07	27.9	711	5.0	127	.15	.07	REEL	X	3201-1127	2.29
Gray	5/8	15.9	.94	23.9	300	2.07	27.9	711	6.0	152	.20	.09	REEL	X	3201-1128	3.05
Gray	3/4	19.1	1.06	26.9	300	2.07	15.0	381	7.0	178	.24	.11	REEL	X	3201-1129	3.81

**RECOMMENDED FOR:** Petroleum-base hydraulic oils, water, glycol antifreeze solutions, hot lubricating oils, and air.  
**NOTE:** Lock-On hose and couplings are not recommended for pressure surge applications or critical applications, such as permanent piping in residential or commercial buildings.  
 Not recommended for gasoline or diesel fuels.

**TEMPERATURE:** -40°F to +212°F (-40°C to +100°C) normal service. For temperatures exceeding 160°F use hose clamps.

**CONSTRUCTION:** **Tube:** Type C (Nitrile). Black.  
**Reinforcement:** Braided, high tensile synthetic textile cord.  
**Cover:** Type A (Neoprene). Black.  
 Type C<sub>2</sub> (Modified Nitrile). Blue, Red, Yellow, Green or Gray.

**COUPLINGS:** Gates Hydraulic Lock-On Couplings (Reference Gates Hydraulic Hose Catalog #35093).

**PACKAGING:** 1/4" through 1/2": Packaged in 300' reels. Maximum of 3 pieces per reel. Minimum length 50 ft.  
 5/8": Packaged in 250' reels. Maximum of 3 pieces per reel. Minimum length 50 ft.  
 3/4": Packaged in 225' reels. Maximum of 3 pieces per reel. Minimum length 50 ft.

**BRANDING:** Continuous ink brand. Example: "Gates LOL PLUS 12LOLA+ 3/4 INCH 300 PSI WP FLAME RESISTANT COVER MADE IN U.S.A."

**SPECIAL ORDER REQUIREMENTS:** Special production runs require minimum order quantities of 5,000 feet per size.

**REMNANT LENGTHS:** None.

**STANDARDS:** **Tube:** RMA (Class A) High oil resistance.  
**Cover:** RMA (Class A) High oil resistance. Flame-resistant.

Due to continual product improvements, Gates reserves the right to alter specs and prices without prior notice.





**Industrial Hose  
Products/List Prices**



39496-000  
July 1, 2006  
Supersedes 39496-000  
January 17, 2005

**Air and Multi-Purpose Hose**

**“Silicone Free”**

**Python® Plus**

**(Lock-On Hose)**

(Specification 3222B, G, R, Y, BK, GY)

	Nom. I.D.		Nom. O.D.		Max. W.P.		Suction		Min. Bend Radius		Wt. Per Ft.		Standard Pack	Stock (X) or Minimum Order Qty.	Gates Item No.	List Price Per Ft.
Color	(In.)	(mm)	(In.)	(mm)	(psi)	(MPa)	(In. Hg)	(mm Hg)	(In.)	(mm)	(Lbs.)	(Kg)	Pack			
Black	1/4	6.4	.54	13.7	300	2.07	30.0	762	3.0	76	.11	.05	REEL	X	3222-0183	\$1.48
Black	3/8	9.5	.68	17.3	300	2.07	30.0	762	3.0	76	.15	.07	REEL	X	3222-0184	1.87
Black	1/2	12.7	.81	20.6	300	2.07	30.0	762	5.0	127	.18	.08	REEL	X	3222-0185	2.18
Blue	1/4	6.4	.54	13.7	300	2.07	30.0	762	3.0	76	.11	.05	REEL	X	3222-0143	1.48
Blue	3/8	9.5	.68	17.3	300	2.07	30.0	762	3.0	76	.15	.07	REEL	X	3222-0144	1.87
Blue	1/2	12.7	.81	20.6	300	2.07	30.0	762	5.0	127	.18	.08	REEL	X	3222-0145	2.18
Red	1/4	6.4	.54	13.7	300	2.07	30.0	762	3.0	76	.11	.05	REEL	25,000 ft.	3222-0333	1.48
Red	3/8	9.5	.68	17.3	300	2.07	30.0	762	3.0	76	.15	.07	REEL	X	3222-0334	1.87
Red	1/2	12.7	.81	20.6	300	2.07	30.0	762	5.0	127	.18	.08	REEL	X	3222-0335	2.18
Yellow	1/4	6.4	.54	13.7	300	2.07	30.0	762	3.0	76	.11	.05	REEL	25,000 ft.	3222-0083	1.48
Yellow	3/8	9.5	.68	17.3	300	2.07	30.0	762	3.0	76	.15	.07	REEL	X	3222-0084	1.87
Yellow	1/2	12.7	.81	20.6	300	2.07	30.0	762	5.0	127	.18	.08	REEL	X	3222-0085	2.18
Green	1/4	6.4	.54	13.7	300	2.07	30.0	762	3.0	76	.11	.05	REEL	25,000 ft.	3222-0233	1.48
Green	3/8	9.5	.68	17.3	300	2.07	30.0	762	3.0	76	.15	.07	REEL	X	3222-0234	1.87
Green	1/2	12.7	.81	20.6	300	2.07	30.0	762	5.0	127	.18	.08	REEL	X	3222-0235	2.18
Gray	1/4	6.4	.54	13.7	300	2.07	30.0	762	3.0	76	.11	.05	REEL	X	3222-0283	1.48
Gray	3/8	9.5	.68	17.3	300	2.07	30.0	762	3.0	76	.15	.07	REEL	X	3222-0284	1.87
Gray	1/2	12.7	.81	20.6	300	2.07	30.0	762	5.0	127	.18	.08	REEL	X	3222-0285	2.18

**RECOMMENDED FOR:** Air, water, oils, antifreeze solutions and applications where Lock-On fittings are used. “Silicone Free” for supplied air in paint applications. **NOTE: Lock-On hose is not recommended for applications where vibrations or pressure surges exist. Do not use oil for Lock-On fitting insertion purposes. Not recommended for gasoline or diesel fuels.**

**TEMPERATURE:** -20°F to +212°F (-29°C to +100°C) normal service. For temperatures exceeding 160°F use hose clamps.

**CONSTRUCTION:** **Tube:** Type C (Nitrile). Black.  
**Reinforcement:** Aramid tensile cord.  
**Cover:** Type A (Neoprene). Black.  
Type C<sub>2</sub> (Modified Nitrile). Blue, Red, Yellow, Green or Gray.

**COUPLINGS:** Gates Hydraulic Lock-On Couplings (Reference Gates Hydraulic Hose Catalog #35093).

**PACKAGING:** **Minimum of 90% of hose reels will be 1-piece lengths.**  
1/4" through 1/2": Packaged in 500' to 700' reels. Maximum of 2 pieces per reel. All lengths in 50' increments.

**BRANDING:** Continuous ink brand. Example: “GATES® PYTHON® PLUS LOCK-ON 1/2 INCH (12.7mm) 300 PSI (2.07MPa) WP NONCONDUCTIVE MADE IN USA”

**SPECIAL ORDER REQUIREMENTS:** Special production runs require minimum order quantities of 25,000 feet per size.

**REMNANT LENGTHS:** None.

**STANDARDS:** **Tube:** RMA (Class A) High oil resistance.  
**Cover:** RMA (Class A) High oil resistance.  
Nonconductive at 1000 volts D.C. Electrical resistance is greater than one megohm per inch when subjected to 1000 volts D.C. Storage and use may adversely affect electrical properties.

Due to continual product improvements, Gates reserves the right to alter specs and prices without prior notice.



**Industrial Hose  
Products/List Prices**



39496-000  
July 1, 2006  
Supersedes 39496-000  
January 17, 2005

**Air and Multi-Purpose Hose**

**Premo Flex®**

(Specification 3205R)

Nom. I.D.		Nom. O.D.		Max. W.P.		Suction		Min. Bend Radius		Wt. Per Ft.		Standard Pack	Stock (X) or Minimum Order Qty.	Gates Item No.	List Price Per Ft.
						(In. Hg)	(mm Hg)			(In.)	(mm)				
3/16	4.8	.45	11.2	250	1.72	30.0	762	2.0	51	.07	.03	REEL	25,000 ft.	3205-0010	\$1.27
1/4	6.4	.50	12.7	250	1.72	30.0	762	2.0	51	.09	.04	REEL	X	3205-0015	1.45
1/4	6.4	.57	14.5	315	2.17	30.0	762	2.0	51	.12	.05	REEL	X	3205-0016	2.04
5/16	7.9	.56	14.2	250	1.72	30.0	762	2.0	51	.10	.05	REEL	25,000 ft.	3205-0020	1.55
5/16	7.9	.67	17.0	315	2.17	30.0	762	2.0	51	.16	.07	REEL	25,000 ft.	3205-0021	2.45
3/8	9.5	.66	16.8	250	1.72	30.0	762	3.0	76	.14	.06	REEL	X	3205-0025	1.94
3/8	9.5	.73	18.5	315	2.17	30.0	762	3.0	76	.18	.08	REEL	X	3205-0026	2.73
1/2	12.7	.85	21.6	250	1.72	25.0	635	4.0	102	.22	.10	REEL	X	3205-0030	2.59
1/2	12.7	.88	22.4	315	2.17	25.0	635	4.0	102	.24	.11	REEL	X	3205-0031	3.57
5/8	15.9	.98	24.9	250	1.72	20.0	508	5.0	127	.27	.12	REEL	25,000 ft.	3205-0035	3.47
5/8	15.9	.98	24.9	315	2.17	20.0	508	5.0	127	.27	.12	REEL	X	3205-0036	4.17
3/4	19.1	1.15	29.2	250	1.72	20.0	508	5.0	127	.36	.16	REEL	X	3205-0040	4.26
3/4	19.1	1.15	29.2	250	1.72	20.0	508	5.0	127	.36	.16	50 ft.	25,000 ft.	3205-5040	4.26
3/4	19.1	1.19	30.2	315	2.17	20.0	508	5.0	127	.40	.18	REEL	X	3205-0041	5.14
1	25.4	1.47	37.3	250	1.72	10.0	254	7.9	203	.54	.25	REEL	X	3205-0046	5.65
1-1/4	31.8	1.75	44.5	250	1.72	10.0	254	10.0	254	.67	.30	REEL	X	3205-0049	9.12
1-1/2	38.1	2.00	50.8	250	1.72	10.0	254	12.0	305	.78	.35	REEL	X	3205-0055	10.93

**RECOMMENDED FOR:** Applications requiring a premium grade spiral hose with excellent flexibility and maximum resistance to air, water, petroleum oils, gasoline, kerosene and fuel oil (to 120°F) and lubricating oils (to 212°F). Excellent weather and ozone resistance.

**TEMPERATURE:** -40°F to +212°F (-40°C to +100°C) continuous service. Reference page 6 for additional information.

**CONSTRUCTION:** **Tube:** Type C (Nitrile). Black.  
**Reinforcement:** Synthetic, high tensile textile cord.  
**Cover:** Type C<sub>2</sub> (Modified Nitrile). Red.

**COUPLINGS:** 19 (up through 1/2" only), 3 or 4, (up through 1/2" with 20 ferrules, up through 1" with bands), 1, 8, 14, 15 or 72 Gates permanent Power Crimp® couplings. Reference pages 118-128.

**PACKAGING:** **Minimum of 90% of hose reels will be 1-piece lengths.**  
3/16" through 3/4": Packaged in 500' to 700' reels. Maximum 2 pieces in 50' increments.  
1": Packaged in 300' to 400' reels. Maximum 2 pieces in 50' increments.  
1-1/4": Packaged in 250' to 350' reels. Maximum 3 pieces in 25' increments. Minimum length 50'.  
1-1/2": Packaged in 200' to 300' reels. Maximum 3 pieces in 25' increments. Minimum length 50'.  
3/4" x 50': Packaged 200' per carton, each length coiled and tied.

**BRANDING:** Continuous ink brand. Example: "GATES® PREMO FLEX® MULTI-PURPOSE 3/8 INCH (9.5mm) 250 PSI (1.72MPa) WP NONCONDUCTIVE @1000V DC (> 1 MEGOHM/IN.) MADE IN USA"

**SPECIAL ORDER REQUIREMENTS:** Special production runs require minimum order quantities of 25,000 feet through 1-1/4" and 5,000 feet for 1-1/2".

**REMNANT LENGTHS:** None.

**STANDARDS:** **Tube:** RMA (Class A) High oil resistance.  
**Cover:** RMA (Class B) Medium oil resistance.  
Mil-H-2815G Section 3.12.2 off-gassing for breathing applications such as supplied air respirators, 3/16" through 3/8", 3/4" and 1" I.D.'s.  
Nonconductive at 1000 volts D.C. Electrical resistance is greater than one megohm per inch when subjected to 1000 volts D.C. Storage and use may adversely affect electrical properties.

Due to continual product improvements, Gates reserves the right to alter specs and prices without prior notice.



**Industrial Hose  
Products/List Prices**



39496-000  
July 1, 2006  
Supersedes 39496-000  
January 17, 2005

**Air and Multi-Purpose Hose**

**6B Dura Master®**

(Specification 3206)

Nom. I.D.		Nom. O.D.		Max. W.P.		Suction		Min. Bend Radius		Wt. Per Ft.		Standard	Stock (X) or Minimum Order Qty.	Gates Item No.	List Price Per Ft.
(In.)	(mm)	(In.)	(mm)	(psi)	(MPa)	(In. Hg)	(mm Hg)	(In.)	(mm)	(Lbs.)	(Kg)	Pack			
1/4	6.4	.50	12.7	250	1.72	30.0	762	3.0	76	.09	.04	REEL	X	3206-0202	\$1.88
1/4	6.4	.62	15.8	315	2.17	30.0	762	3.0	76	.15	.07	REEL	X	3206-0265	2.13
5/16	7.9	.62	15.8	250	1.72	30.0	762	3.0	76	.14	.06	REEL	X	3206-0204	2.13
3/8	9.5	.69	17.5	250	1.72	30.0	762	3.0	76	.16	.07	REEL	X	3206-0270	2.45
3/8	9.5	.75	19.1	315	2.17	30.0	762	3.0	76	.20	.09	REEL	X	3206-0280	2.73
1/2	12.7	.84	21.3	250	1.72	25.0	635	5.0	127	.21	.10	REEL	X	3206-0208	3.15
1/2	12.7	.88	22.4	315	2.17	25.0	635	5.0	127	.25	.11	REEL	X	3206-0244	3.50
3/4	19.1	1.09	27.7	250	1.72	20.0	508	6.0	152	.29	.13	REEL	X	3206-0212	4.63
3/4	19.1	1.19	30.2	315	2.17	20.0	508	6.0	152	.40	.18	REEL	X	3206-0245	5.00
1	25.4	1.38	35.1	250	1.72	10.0	254	7.9	203	.42	.19	REEL	X	3206-0213	5.23
1	25.4	1.50	38.1	315	2.17	20.0	508	7.9	203	.59	.27	REEL	5,000 ft.	3206-0246	7.78
1-1/4	31.8	1.73	43.9	200	1.38	10.0	254	10.0	254	.67	.30	REEL	X	3206-0215	9.70
1-1/2	38.1	1.98	51.3	200	1.38	10.0	254	12.0	305	.79	.36	REEL	X	3206-0216	11.60
2	50.8	2.56	65.0	200	1.38	4.0	100	16.5	419	.99	.45	100 ft.	X	3206-3968	13.78

**RECOMMENDED FOR:** Applications requiring a heavy duty braided hose with good resistance to air, water and heat. For SAE oils intermittent contact only.

**TEMPERATURE:** -40°F to +200°F (-40°C to +93°C) continuous service. Reference page 6 for additional information.  
-22°F to +158°F (-30°C to +70°C) continuous service. For 2" size only.

**CONSTRUCTION:** **Tube:** Type B<sub>1</sub> (Specially compounded elastomer). Black.  
**Reinforcement:** Braided, high tensile synthetic textile cord.  
**Cover:** Type P (EPDM). Red. All sizes through 1/2" are perforated.  
Type B<sub>2</sub> (Specially compounded elastomer). Black with red molded stripe. For 2" size only.

**COUPLINGS:** [19] (up through 1/2" only), [1], [3] or [4], (up through 1/2" with [20] brass ferrules, up through 1" with bands), or [72] Gates permanent Power Crimp® couplings. Reusable couplings are not recommended. Reference pages 118-128.

**PACKAGING:** 1/4" through 1/2": Packaged in 500' to 750' reels. Maximum 3 pieces. Minimum length 50'.  
3/4" and 1": Packaged in 400' to 650' reels. Maximum 3 pieces. Minimum length 50'.  
1-1/4" & over: Packaged in 250' to 400' reels. Maximum 3 pieces. Minimum length 50'.  
2" x 100': Packaged 100' per carton, coiled and tied.

**BRANDING:** Continuous ink brand. Example: "Gates 6B DURA MASTER® MULTI-PURPOSE 3/8 INCH (9.5mm) 250 PSI (1.72MPa) WP MADE IN U.S.A."  
Continuous ink brand. Example: "Gates 6B DURA-MASTER® MULTI-PURPOSE 2 INCH (50.8mm) 200 PSI (1.38MPa) WP MADE IN INDIA" (2" size only)

**SPECIAL ORDER REQUIREMENTS:** Special production runs require minimum order quantities of 5,000 feet for sizes through 1-1/2" and 600 feet for 2".

**REMNANT LENGTHS:** None.

**STANDARDS:** **Tube:** RMA (Class B) Medium oil resistance.

Due to continual product improvements, Gates reserves the right to alter specs and prices without prior notice.



**Industrial Hose  
Products/List Prices**

39496-000  
July 1, 2006  
Supersedes 39496-000  
January 17, 2005

**Air and Multi-Purpose Hose**

**Duro Flex®**

(Specification 3200R/3200B)

Nom. I.D.		Nom. O.D.		Max. W.P.		Suction		Min. Bend Radius		Wt. Per Ft.		Standard Pack	Stock (X) or Minimum Order Qty.	Gates Item No.	List Price Per Ft.
(In.)	(mm)	(In.)	(mm)	(psi)	(MPa)	(In. Hg)	(mm Hg)	(In.)	(mm)	(Lbs.)	(Kg)				
1/4	6.4	.50	12.7	250	1.72	30.0	762	2.0	51	.09	.04	REEL	X	3200-0002	\$1.23
1/4	6.4	.57	14.5	300	2.07	30.0	762	2.0	51	.12	.05	REEL	X	3200-0003	1.33
3/8	9.5	.66	16.8	250	1.72	30.0	762	3.0	76	.14	.06	REEL	X	3200-0006	1.56
3/8	9.5	.73	18.5	300	2.07	30.0	762	3.0	76	.18	.08	REEL	X	3200-0007	1.73
1/2	12.7	.81	20.6	250	1.72	25.0	635	4.0	102	.19	.09	REEL	X	3200-0008	1.85
1/2	12.7	.88	22.4	300	2.07	25.0	635	4.0	102	.25	.11	REEL	X	3200-0009	2.35
5/8	15.9	.98	24.9	250	1.72	20.0	508	5.0	127	.27	.12	REEL	25,000 ft.	3200-0010	2.57
5/8	15.9	.98	24.9	300	2.07	20.0	508	5.0	127	.27	.12	REEL	X	3200-0011	3.01
3/4	19.1	1.15	29.2	250	1.72	20.0	508	5.0	127	.36	.16	REEL	X	3200-0012	2.66
3/4	19.1	1.15	29.2	250	1.72	20.0	508	5.0	127	.36	.16	50 ft.	25,000 ft.	3200-5012	2.66
3/4	19.1	1.15	29.2	300	2.07	20.0	508	5.0	127	.36	.16	REEL	X	3200-0013	3.22
1	25.4	1.47	37.3	250	1.72	10.0	254	7.9	203	.54	.25	REEL	X	3200-0014	3.91
1-1/4	31.8	1.73	43.9	250	1.72	10.0	254	10.0	254	.67	.30	REEL	X	3200-0015	7.72
1-1/2	38.1	1.98	50.3	250	1.72	10.0	254	12.0	305	.79	.36	REEL	X	3200-0016	7.95

**RECOMMENDED FOR:** Applications requiring maximum flexibility and good resistance to air, water and heat. For SAE oils intermittent contact only.

**TEMPERATURE:** -40°F to +200°F (-40°C to +93°C) continuous service. Reference page 6 for additional information.

**CONSTRUCTION:** **Tube:** Type B<sub>1</sub> (Specially compounded elastomer). Black.  
**Reinforcement:** Synthetic, high tensile textile cord.  
**Cover:** Type P (EPDM). Red. All sizes through 1/2" have perforated cover. (Black cover available on special order).

**COUPLINGS:** **19** (up through 1/2" only), **1**, **3** or **4**, (up through 1/2" with **20** brass ferrules, up through 1" with bands), or **72** Gates permanent Power Crimp® couplings. Reference pages 118-128.

**PACKAGING:** **Minimum of 90% of hose reels will be 1-piece lengths.**  
1/4" through 3/4": Packaged in 500' to 700' reels. Maximum 2 pieces in 50' increments.  
1": Packaged in 300' to 400' reels. Maximum 2 pieces in 50' increments.  
1-1/4": Packaged in 300' reels. Maximum 2 pieces in 50' increments.  
1-1/2": Packaged in 250' reels. Maximum 2 pieces in 50' increments.  
3/4" x 50': Packaged 200' per carton, each length coiled and tied.

**BRANDING:** Continuous ink brand. Example: "GATES® DURO FLEX® MULTI-PURPOSE 3/8 INCH (9.5mm) 250 PSI (1.72MPa) WP MADE IN USA"

**SPECIAL ORDER REQUIREMENTS:** Special production runs require minimum order quantities of 25,000 feet.

Black cover is made to order. Special production run requirements apply. Price is 5% less than red cover listed above (x.95).

**REMNANT LENGTHS:** None.

**STANDARDS:** **Tube:** RMA (Class B) Medium oil resistance.

Due to continual product improvements, Gates reserves the right to alter specs and prices without prior notice.



**Industrial Hose  
Products/List Prices**



39496-000  
July 1, 2006  
Supersedes 39496-000  
January 17, 2005

**Air and Multi-Purpose Hose**

**Adapta Flex™**

**Red Cover**

(Specification 3204E/3204S)

Nom. I.D.		Nom. O.D.		Max. W.P.		Suction		Min. Bend Radius		Wt. Per Ft.		Standard	Stock (X) or Minimum Order Qty.	Gates Item No.	List Price Per Ft.
(In.)	(mm)	(In.)	(mm)	(psi)	(MPa)	(In. Hg)	(mm Hg)	(In.)	(mm)	(Lbs.)	(Kg)	Pack			
1/4	6.4	.50	12.7	200	1.38	30.0	762	3.0	76	.09	.04	REEL	X	3204-1301	\$ .73
1/4	6.4	.50	12.7	250	1.72	30.0	762	3.0	76	.09	.04	REEL	X	3204-1304	.97
1/4	6.4	.62	15.8	250	1.72	30.0	762	3.0	76	.15	.07	REEL	25,000 ft.	3204-1386	1.51
1/4	6.4	.53	13.5	300	2.07	30.0	762	3.0	76	.10	.05	REEL	X	3204-1307	1.02
5/16	7.9	.53	13.5	200	1.38	30.0	762	3.0	76	.09	.04	REEL	X	3204-1316	.94
3/8	9.5	.66	16.8	200	1.38	30.0	762	3.0	76	.14	.06	REEL	X	3204-1319	1.01
3/8	9.5	.66	16.8	250	1.72	30.0	762	3.0	76	.14	.06	REEL	X	3204-1322	1.20
3/8	9.5	.69	17.5	300	2.07	30.0	762	3.0	76	.15	.07	REEL	X	3204-1325	1.25
1/2	12.7	.81	20.6	200	1.38	25.0	635	5.0	127	.19	.09	REEL	X	3204-1328	1.20
1/2	12.7	.81	20.6	250	1.72	25.0	635	5.0	127	.19	.09	REEL	X	3204-1331	1.45
1/2	12.7	.83	21.1	300	2.07	25.0	635	5.0	127	.20	.09	REEL	X	3204-1334	1.51
5/8	15.9	.97	24.6	200	1.38	20.0	508	6.0	152	.26	.12	REEL	X	3204-1337	1.54
5/8	15.9	.97	24.6	250	1.72	20.0	508	6.0	152	.26	.12	REEL	X	3204-1340	1.70
5/8	15.9	.97	24.6	250	1.72	20.0	508	6.0	152	.26	.12	50 ft.	25,000 ft.	3204-5415	1.70
3/4	19.1	1.11	28.2	200	1.38	15.0	381	6.0	152	.31	.14	REEL	X	3204-1346	1.79
3/4	19.1	1.11	28.2	250	1.72	20.0	508	6.0	152	.35	.16	REEL	X	3204-1349	2.04
3/4	19.1	1.15	29.2	250	1.72	20.0	508	6.0	152	.35	.16	50 ft.	200 ft. (X)	3204-5420	2.04
3/4	19.1	1.15	29.2	300	2.07	15.0	381	6.0	152	.35	.16	REEL	X	3204-1355	2.15
3/4	19.1	1.15	29.2	300	2.07	15.0	381	6.0	152	.35	.16	50 ft.	200 ft. (X)	3204-5675	2.15
1	25.4	1.40	35.6	150	1.03	10.0	254	7.9	203	.43	.20	REEL	X	3204-1358	3.05
1	25.4	1.40	35.6	200	1.38	10.0	254	7.9	203	.45	.20	REEL	X	3204-1361	3.15
1	25.4	1.47	37.3	300	2.07	10.0	254	7.9	203	.54	.25	REEL	X	3204-1364	3.64

**NOTE:** For 1-1/4" and 1-1/2" I.D. see Duro Flex page 26.

<sup>19</sup> Coupled with Standard Air Hose fittings Male/Male with 1/4" threads.

**Adapta Flex™ Assemblies**

Nom. I.D.		Nom. O.D.		Max. W.P.		Suction		Min. Bend Radius		Wt. Per Ea.		Standard	Stock (X) or Minimum Order Qty.	Gates Item No.	List Price Per Ea.
(In.)	(mm)	(In.)	(mm)	(psi)	(MPa)	(In. Hg)	(mm Hg)	(In.)	(mm)	(Lbs.)	(Kg)	Pack			
3/8	9.5	.66	16.8	250	1.72	30.0	762	3.0	76	6.95	3.15	50 ft.	5 EA (X)	3204-1720	\$75.59

**RECOMMENDED FOR:** Air and water applications requiring maximum flexibility in any industry, including mining, construction, agriculture, vehicle repair and in-plant operations. Outstanding resistance to heat and ozone. Suitable for light agricultural spraying, such as dilute solutions of herbicides.

**TEMPERATURE:** -40°F to +200°F (-40°C to +93°C) continuous service. Reference page 6 for additional information.

**CONSTRUCTION:** **Tube:** Type P (EPDM). Black.  
**Reinforcement:** Synthetic, high tensile textile cord.  
**Cover:** Type P (EPDM). Red All sizes through 1/2" are perforated.

**COUPLINGS:** <sup>19</sup> (up through 1/2" only), <sup>1</sup>, <sup>3</sup> or <sup>4</sup> (up through 1/2" with <sup>20</sup> brass ferrules, up through 1" with bands) or <sup>72</sup> Gates permanent Power Crimp® couplings. Reference pages 118-128.

**PACKAGING:** **Minimum of 90% of hose reels will be 1-piece lengths.**  
3/8" x 50' coupled assemblies: Coiled in a carton, 5 assemblies per carton.  
1/4" through 3/4": Packaged in 500' to 700' reels. Maximum 2 pieces in 50' increments.  
1": Packaged in 300' to 400' reels. Maximum 2 pieces in 50' increments.  
5/8" x 50': Packaged 250' per carton, each length coiled and tied.  
3/4" x 50': Packaged 200' per carton, each length coiled and tied.

**BRANDING:** Continuous ink brand. Example: "GATES® ADAPTA FLEX<sup>□</sup> MULTI-PURPOSE 3/8 INCH (9.5mm) 250 PSI (1.72MPa) WP MADE IN USA"

**SPECIAL ORDER REQUIREMENTS:** Special production runs require minimum order quantities of 25,000 feet per size.

**REMNANT LENGTHS:** None.

**STANDARDS:** **Tube:** RMA (Class C) Limited oil resistance.

Due to continual product improvements, Gates reserves the right to alter specs and prices without prior notice.





**Industrial Hose  
Products/List Prices**



39496-000  
July 1, 2006  
Supersedes 39496-000  
January 17, 2005

**Air and Multi-Purpose Hose**

**UPS Shippable Reels**

**Adapta Flex™**

**Red Cover**

(Specification 3204E)

Nom. I.D.		Nom. O.D.		Max. W.P.		Suction		Min. Bend Radius		Wt. Per Ft.		Standard Pack	Stock (X) or Minimum Order Qty.	Gates Item No.	List Price Per Ft.
(In.)	(mm)	(In.)	(mm)	(psi)	(MPa)	(In. Hg)	(mm Hg)	(In.)	(mm)	(Lbs.)	(Kg)				
1/4	6.4	.50	12.7	200	1.38	30.0	762	3.0	76	.09	.04	REEL	X	3204-1373	\$ .73
3/8	9.5	.66	16.8	200	1.38	30.0	762	3.0	76	.14	.06	REEL	X	3204-1375	1.01
1/2	12.7	.81	20.6	200	1.38	25.0	635	5.0	127	.19	.09	REEL	X	3204-1377	1.20
5/8	15.9	.97	24.6	200	1.38	20.0	508	6.0	152	.26	.12	REEL	X	3204-1379	1.54
3/4	19.1	1.11	28.2	200	1.38	15.0	381	6.0	152	.31	.14	REEL	X	3204-1381	1.79
1	25.4	1.40	35.6	200	1.38	10.0	254	7.9	203	.45	.20	REEL	X	3204-1383	3.15

**RECOMMENDED FOR:** Air and water applications requiring maximum flexibility in any industry, including mining, construction, agriculture, vehicle repair and in-plant operations. Outstanding resistance to heat and ozone. Suitable for light agricultural spraying, such as dilute solutions of herbicides.

**TEMPERATURE:** -40°F to +200°F (-40°C to +93°C) continuous service. Reference page 6 for additional information.

**CONSTRUCTION:** **Tube:** Type P (EPDM). Black.  
**Reinforcement:** Synthetic, high tensile textile cord.  
**Cover:** Type P (EPDM). Red All sizes through 1/2" are perforated. (Blue, green and yellow covers available on special order).

**COUPLINGS** (up through 1/2" only), , or (up through 1/2" with brass ferrules, up through 1" with bands) or Gates permanent Power Crimp® couplings. Reference pages 118-128.

**PACKAGING:** All sizes packaged on single piece reels meet UPS (United Parcel Service) size and weight requirements.

1/4" and 3/8": Packaged in 375' to 425' single piece reels.  
1/2": Packaged in 225' to 275' single piece reels  
5/8": Packaged in 235' to 265' single piece reels.  
3/4": Packaged in 185' to 215' single piece reels.  
1": Packaged in 100' to 125' single piece reels.

**BRANDING:** Continuous ink brand. Example: "GATES® ADAPTA FLEX<sup>□</sup> MULTI-PURPOSE 3/8 INCH (9.5mm) 200 PSI (1.38MPa) WP MADE IN USA"

**SPECIAL ORDER REQUIREMENTS:** Special production runs require minimum order quantities of 25,000 feet per size. Black, blue, green and yellow covers are made to order and require 25,000 ft. orders by size/color. Prices for colors as follows from list prices above: Black **less** 5% (X.95). Blue, green and yellow contact Denver Industrial Hose Marketing for pricing, order requirements and availability.

**REMNANT LENGTHS:** None.

**STANDARDS:** **Tube:** RMA (Class C) Limited oil resistance.  
Reels meet size and weight requirements of UPS (United Parcel Service).

Due to continual product improvements, Gates reserves the right to alter specs and prices without prior notice.



**Industrial Hose  
Products/List Prices**



39496-000  
July 1, 2006  
Supersedes 39496-000  
January 17, 2005

**Air and Multi-Purpose Hose**

**Adapta Flex™**

**Black Cover**

(Specification 3204EB/3204SB)

Nom. I.D.		Nom. O.D.		Max. W.P.		Suction		Min. Bend Radius		Wt. Per Ft.		Standard Pack	Stock (X) or Minimum Order Qty.	Gates Item No.	List Price Per Ft.
(In.)	(mm)	(In.)	(mm)	(psi)	(MPa)	(In. Hg)	(mm Hg)	(In.)	(mm)	(Lbs.)	(Kg)				
1/4	6.4	.50	12.7	200	1.38	30.0	762	3.0	76	.09	.04	REEL	X	3204-1401	\$ .70
1/4	6.4	.50	12.7	250	1.72	30.0	762	3.0	76	.09	.04	REEL	25,000 ft.	3204-1404	.96
1/4	6.4	.62	15.8	250	1.72	30.0	762	3.0	76	.15	.07	REEL	25,000 ft.	3204-1406	1.51
3/8	9.5	.66	16.8	200	1.38	30.0	762	3.0	76	.14	.06	REEL	X	3204-1407	1.00
3/8	9.5	.66	16.8	250	1.72	30.0	762	3.0	76	.14	.06	REEL	X	3204-1410	1.18
1/2	12.7	.81	20.6	200	1.38	25.0	635	5.0	127	.19	.09	REEL	X	3204-1413	1.19
1/2	12.7	.81	20.6	250	1.72	25.0	635	5.0	127	.19	.09	REEL	X	3204-1416	1.38
5/8	15.9	.97	24.6	200	1.38	20.0	508	6.0	152	.26	.12	REEL	X	3204-1419	1.43
3/4	19.1	1.11	28.2	200	1.38	15.0	381	6.0	152	.32	.15	REEL	X	3204-1422	1.67
3/4	19.1	1.15	29.2	250	1.72	20.0	508	6.0	152	.35	.16	REEL	X	3204-1425	1.89
3/4	19.1	1.15	29.2	250	1.72	20.0	508	6.0	152	.35	.16	50 ft.	200 ft. (X)	3204-5820	1.89
1	25.4	1.40	35.6	150	1.03	10.0	254	7.9	203	.44	.20	REEL	X	3204-1428	2.80
1	25.4	1.40	35.6	200	1.38	10.0	254	7.9	203	.45	.20	REEL	X	3204-1431	3.01
1-1/4	31.8	1.73	43.9	250	1.72	10.0	254	10.0	254	.68	.31	REEL	X	3204-1434	4.29
1-1/2	38.1	1.98	50.3	250	1.72	10.0	254	12.0	305	.79	.36	REEL	X	3204-1437	5.36

<sup>19</sup> Coupled with Standard Air Hose fittings Male/Male with 1/4" threads.

**Adapta Flex™ Assemblies**

Nom. I.D.		Nom. O.D.		Max. W.P.		Suction		Min. Bend Radius		Wt. Per Ea.		Standard Pack	Stock (X) or Minimum Order Qty.	Gates Item No.	List Price Per Ea.
(In.)	(mm)	(In.)	(mm)	(psi)	(MPa)	(In. Hg)	(mm Hg)	(In.)	(mm)	(Lbs.)	(Kg)				
3/8	9.5	.66	16.8	250	1.72	30.0	762	3.0	76	7.05	3.20	50 ft.	5 EA (X)	3204-1721	\$74.61

**RECOMMENDED FOR:** Air and water applications requiring maximum flexibility in any industry, including mining, construction, agriculture, vehicle repair and in-plant operations. Outstanding resistance to heat and ozone. Suitable for light agricultural spraying, such as dilute solutions of herbicides.

**TEMPERATURE:** -40°F to +200°F (-40°C to +93°C) continuous service. Reference page 6 for additional information.

**CONSTRUCTION:** **Tube:** Type P (EPDM). Black.  
**Reinforcement:** Synthetic, high tensile textile cord.  
**Cover:** Type P (EPDM). Black All sizes through 1/2" are perforated.

**COUPLINGS:** <sup>19</sup> (up through 1/2" only), <sup>1</sup>, <sup>3</sup> or <sup>4</sup> (up through 1/2" with <sup>20</sup> brass ferrules, up through 1" with bands) or <sup>72</sup> Gates permanent Power Crimp® couplings. Reference pages 118-128.

**PACKAGING:** **Minimum of 90% of hose reels will be 1-piece lengths.**  
3/8" x 50' coupled assemblies: Coiled in a carton, 5 assemblies per carton.  
1/4" through 3/4": Packaged in 500' to 700' reels. Maximum 2 pieces in 50' increments.  
1": Packaged in 300' to 400' reels. Maximum 2 pieces in 50' increments.  
1-1/4": Packaged in 300' reels. Maximum 2 pieces in 50' increments.  
1-1/2": Packaged in 250' reels. Maximum 2 pieces in 50' increments.  
3/4" x 50': Packaged 200' per carton, each length coiled and tied.

**BRANDING:** Continuous ink brand. Example: "GATES® ADAPTA FLEX<sup>□</sup> MULTI-PURPOSE 3/8 INCH (9.5mm) 250 PSI (1.72MPa) WP MADE IN USA"

**SPECIAL ORDER REQUIREMENTS:** Special production runs require minimum order quantities of 25,000 feet per size.

**REMNANT LENGTHS:** None.

**STANDARDS:** **Tube:** RMA (Class C) Limited oil resistance.  
**Cover:** RMA (Class C) Limited oil resistance.

Due to continual product improvements, Gates reserves the right to alter specs and prices without prior notice.



**Industrial Hose  
Products/List Prices**



39496-000  
July 1, 2006  
Supersedes Supplement 3204BGY  
February, 2006

**Air and Multi-Purpose Hose**

**Adapta Flex™**

**Blue, Green & Yellow Cover**

(Specification 3204BL, GR, YL)

Color	Nom. I.D.		Nom. O.D.		Max. W.P.	Suction	Min. Bend Radius	Wt. Per Ft.	Standard	Stock (X) or Minimum Order Qty.	Gates Item No.	List Price Per Ft.				
	(In.)	(mm)	(In.)	(mm)												
Blue	1/4	6.4	.50	12.7	250	1.72	30.0	762	3.0	76	.09	.04	REEL	25,000 ft.	3204-1496	\$1.07
Blue	3/8	9.5	.66	16.8	250	1.72	30.0	762	3.0	76	.14	.06	REEL	X	3204-1497	1.32
Blue	3/8	9.5	.69	17.5	300	2.07	30.0	762	3.0	76	.15	.07	REEL	25,000 ft.	3204-1501	1.53
Blue	1/2	12.7	.81	20.6	250	1.72	25.0	635	5.0	127	.19	.09	REEL	X	3204-1498	1.58
Blue	1/2	12.7	.83	21.1	300	2.07	25.0	635	5.0	127	.20	.09	REEL	25,000 ft.	3204-1503	1.88
Blue	5/8	15.9	.97	24.6	250	1.72	20.0	508	6.0	152	.26	.12	REEL	25,000 ft.	3204-1499	1.87
Blue	3/4	19.1	1.15	29.2	250	1.72	20.0	508	6.0	152	.35	.16	REEL	X	3204-1500	2.24
Blue	3/4	19.1	1.15	29.2	300	2.07	15.0	381	6.0	152	.35	.16	REEL	25,000 ft.	3204-1505	2.45
Blue	3/4	19.1	1.15	29.2	300	2.07	15.0	381	6.0	152	.35	.16	50 ft.	200 ft. (X)	3204-0560	2.45
Green	1/4	6.4	.50	12.7	250	1.72	30.0	762	3.0	76	.09	.04	REEL	25,000 ft.	3204-1516	1.07
Green	3/8	9.5	.66	16.8	250	1.72	30.0	762	3.0	76	.14	.06	REEL	X	3204-1517	1.32
Green	3/8	9.5	.69	17.5	300	2.07	30.0	762	3.0	76	.15	.07	REEL	25,000 ft.	3204-1511	1.53
Green	1/2	12.7	.81	20.6	250	1.72	25.0	635	5.0	127	.19	.09	REEL	X	3204-1518	1.58
Green	1/2	12.7	.83	21.1	300	2.07	25.0	635	5.0	127	.20	.09	REEL	25,000 ft.	3204-1513	1.88
Green	5/8	15.9	.97	24.6	250	1.72	20.0	508	6.0	152	.26	.12	REEL	25,000 ft.	3204-1519	1.87
Green	3/4	19.1	1.15	29.2	250	1.72	20.0	508	6.0	152	.35	.16	REEL	X	3204-1520	2.24
Green	3/4	19.1	1.15	29.2	300	2.07	15.0	381	6.0	152	.35	.16	REEL	25,000 ft.	3204-1515	2.45
Green	3/4	19.1	1.15	29.2	300	2.07	15.0	381	6.0	152	.35	.16	50 ft.	200 ft. (X)	3204-0506	2.45
Yellow	1/4	6.4	.50	12.7	250	1.72	30.0	762	3.0	76	.09	.04	REEL	25,000 ft.	3204-1526	1.07
Yellow	3/8	9.5	.66	16.8	250	1.72	30.0	762	3.0	76	.14	.06	REEL	X	3204-1527	1.32
Yellow	3/8	9.5	.69	17.5	300	2.07	30.0	762	3.0	76	.15	.07	REEL	25,000 ft.	3204-1521	1.53
Yellow	1/2	12.7	.81	20.6	250	1.72	25.0	635	5.0	127	.19	.09	REEL	X	3204-1528	1.58
Yellow	1/2	12.7	.83	21.1	300	2.07	25.0	635	5.0	127	.20	.09	REEL	25,000 ft.	3204-1523	1.88
Yellow	5/8	15.9	.97	24.6	250	1.72	20.0	508	6.0	152	.26	.12	REEL	25,000 ft.	3204-1529	1.87
Yellow	3/4	19.1	1.15	29.2	250	1.72	20.0	508	6.0	152	.35	.16	REEL	X	3204-1530	2.24
Yellow	3/4	19.1	1.15	29.2	300	2.07	15.0	381	6.0	152	.35	.16	REEL	25,000 ft.	3204-1525	2.45
Yellow	3/4	19.1	1.15	29.2	300	2.07	15.0	381	6.0	152	.35	.16	50 ft.	200 ft. (X)	3204-0558	2.45

**RECOMMENDED FOR:** Air and water applications requiring maximum flexibility in any industry, including mining, construction, agriculture, vehicle repair and in-plant operations. Outstanding resistance to heat and ozone. Suitable for light agricultural spraying, such as dilute solutions of herbicides.

**TEMPERATURE:** -40°F to +200°F (-40°C to +93°C) continuous service. Reference page 6 for additional information.

**CONSTRUCTION:** **Tube:** Type P (EPDM). Black.  
**Reinforcement:** Synthetic, high tensile textile cord.  
**Cover:** Type P (EPDM). Blue, Green or Yellow. All sizes through 1/2" are perforated.

**COUPLINGS:** 19 (up through 1/2" only), 1, 3 or 4 (up through 1/2" with 20 brass ferrules, up through 1" with bands) or 72 Gates permanent Power Crimp® couplings. Reference pages 118-128.

**PACKAGING:** **Minimum of 90% of hose reels will be 1-piece lengths.**  
3/8" through 3/4": Packaged in 500' to 700' reels. Maximum 2 pieces in 50' increments.  
3/4" x 50': Packaged 200' per carton, each length coiled and tied.

**BRANDING:** Continuous ink brand. Example: "GATES® ADAPTA FLEX<sup>□</sup> MULTI-PURPOSE 3/8 INCH (9.5mm) 300 PSI (2.07MPa) WP MADE IN USA"

**SPECIAL ORDER REQUIREMENTS:** Special production runs require minimum order quantities of 25,000 feet per size.

**REMNANT LENGTHS:** None.

**STANDARDS:** **Tube:** RMA (Class C) Limited oil resistance.

Due to continual product improvements, Gates reserves the right to alter specs and prices without prior notice.





**Industrial Hose  
Products/List Prices**



39496-000  
July 1, 2006  
Supersedes 39496-000  
January 17, 2005

**Air and Multi-Purpose Hose**

**Tufflex® Plus**

(Specification 7746)

Nom. I.D.		Nom. O.D.		Max. W.P. *		Suction		Min. Bend Radius		Wt. Per Ft.		Standard Pack	Stock (X) or Minimum Order Qty.	Gates Item No.	List Price Per Ft.
(In.)	(mm)	(In.)	(mm)	(psi)	(MPa)	(In. Hg)	(mm Hg)	(In.)	(mm)	(Lbs.)	(Kg)				
1/4	6.4	.50	12.7	300	2.07	25.0	635	0.7	18	.10	.05	REEL	X	7746-1022	\$.65
3/8	9.5	.60	15.2	300	2.07	25.0	635	1.0	25	.11	.05	REEL	X	7746-1023	.91
1/2	12.7	.79	20.1	300	2.07	25.0	635	1.3	33	.13	.06	REEL	X	7746-1024	1.13
5/8	15.9	.92	23.4	300	2.07	20.0	508	1.8	46	.19	.09	REEL	X	7746-1025	1.42
3/4	19.1	1.07	27.2	300	2.07	15.0	381	2.5	64	.29	.13	REEL	X	7746-1026	1.71
1	25.4	1.44	36.6	200	1.38	15.0	381	3.5	89	.45	.20	REEL	X	7746-1027	3.02

\* Up through 3/4" 300 psi (2.07MPa) at +70°F (+21°C), 250 psi (1.72MPa) at +150°F (+66°C). For 1" 200 psi (1.38MPa) at +70°F (+21°C), 150 psi (1.03MPa) at 150°F (+66°C).

**RECOMMENDED FOR:** Multi-Purpose applications including air, water (up to 150°F), mild chemicals and spray solutions at rated working pressures as listed. Suitable for in-line oiler service. Silicone free. Ideal for pneumatic tools, air service to paint equipment, coolant lines, etc. For chemical resistance, reference Gates Chemical Resistance Table on page 152.

**TEMPERATURE:** -15°F to +150°F (-26°C to +66°C) continuous service.

**CONSTRUCTION:** **Tube:** Type G<sub>1</sub> (Modified PVC). Black.  
**Reinforcement:** Synthetic, high tensile textile cord.  
**Cover:** Type G<sub>1</sub> (Modified PVC). Red. All sizes are perforated.

**COUPLINGS:** 19 (up through 1/2" only), 1, 3 or 4 (up through 1/2" with 20 brass ferrules, up through 1" with bands). Reference pages 118-128.


**PACKAGING:** 1/4" through, 5/8": Packaged on 500' reels. Maximum of 2 pieces per reel. Minimum length 25 ft.  
3/4": Packaged on 600' reels. Maximum of 2 pieces per reel. Minimum length 25 ft.  
1": Packaged on 400' reels. Maximum of 2 pieces per reel. Minimum length 25 ft.

**BRANDING:** Continuous ink brand. Example: "Gates TUFFLEX® PLUS Multi-Purpose 1/2 Inch (12.7mm) 300 PSI (2.07MPa) WP Made In U.S.A."

**SPECIAL ORDER REQUIREMENTS:** Special production runs require minimum order quantities of 25,000 feet per size.

**REMNANT LENGTHS:** None.

Due to continual product improvements, Gates reserves the right to alter specs and prices without prior notice.



**Industrial Hose  
Products/List Prices**

39496-000  
July 1, 2006  
Supersedes 39496-000  
January 17, 2005

**Air and Multi-Purpose Hose**

**319MB Gold Master®**

(Specification 3619G/3619GL)

Nom. I.D.		Nom. O.D.		Max. W.P.		Suction		Min. Bend Radius		Wt. Per Ft.		Standard Pack	Stock (X) or Minimum Order Qty.	Gates Item No.	List Price Per Ft.
						(In. Hg)	(mm Hg)	(In.)	(mm)	(Lbs.)	(Kg)				
1/4	6.4	.63	15.9	1000	6.90	30.0	762	3.0	76	.22	.10	REEL	5,000 ft.	3619-0200	\$5.86
3/8	9.5	.77	19.6	1000	6.90	30.0	762	3.0	76	.31	.14	REEL	5,000 ft.	3619-0210	6.52
1/2	12.7	.92	23.4	1000	6.90	30.0	762	5.0	127	.42	.19	REEL	5,000 ft.	3619-0220	7.54
3/4	19.1	1.21	30.7	1000	6.90	25.0	635	7.9	203	.60	.27	REEL	5,000 ft.	3619-0230	10.49
1	25.4	1.46	37.1	1000	6.90	25.0	635	11.0	279	.77	.35	50 ft.	5,000 ft.	3619-0239	14.47
1-1/4	31.8	1.69	42.9	1000	6.90	20.0	508	15.9	406	.87	.40	50 ft.	5,000 ft.	3619-0600	18.90
1-1/2	38.1	1.94	49.3	1000	6.90	15.0	381	17.9	457	1.06	.48	50 ft.	600 ft.	3619-0620	25.31
2	50.8	2.46	62.5	1000	6.90	10.0	254	25.0	635	1.48	.67	50 ft.	600 ft.	3619-0630	29.55

**RECOMMENDED FOR:** High pressure water and oil applications requiring good kink resistance and excellent flexibility. Air service working pressure is 300 psi for all sizes. Also washdown service to 212°F (100°C) in packing plants where a non-marking cover is required. Cover is resistant to weather, oil, animal fat, abrasion and heat encountered in packing plant cleaning applications.

**TEMPERATURE:** -40°F to +212°F (-40°C to +100°C) air service.

**CONSTRUCTION:** **Tube:** Type A (Neoprene). Black.  
**Reinforcement:** Braided, high tensile steel wire.  
**Cover:** Type M (Hypalon). Gold (non-marking). All sizes are perforated.

**COUPLINGS:** Gates permanent Power Crimp® couplings. , or (up to 300 PSI only). Reference pages 118-128.

**PACKAGING:** 1/4" through 3/4": Packaged in 200' to 300' reels. Maximum of 3 pieces. Minimum length 25'. One length under 100'.  
1" through 2": Packaged 50' coiled in a carton.

**BRANDING:** Continuous ink brand. Example: “ 319MB GOLD MASTER® MULTI-PURPOSE 3/8 INCH (9.5mm) 1000 PSI (6.90MPa) WP MADE IN U.S.A.”

**SPECIAL ORDER REQUIREMENTS:** Special production runs require minimum order quantities of 5,000 feet for 1/4" through 1-1/4" and 600 feet for 1-1/2" and larger.

**REMNANT LENGTHS:** None.

**STANDARDS:** **Tube:** RMA (Class B) Medium oil resistance.  
**Cover:** RMA (Class B) Medium oil resistance.

Due to continual product improvements, Gates reserves the right to alter specs and prices without prior notice.



**Industrial Hose  
Products/List Prices**



39496-000  
July 1, 2006  
Supersedes 39496-000  
January 17, 2005

**Air and Multi-Purpose Hose**

**1000 MP/Mine Spray**

(Specification 3619M)

Nom. I.D.		Nom. O.D.		Max. W.P.		Suction		Min. Bend Radius		Wt. Per Ft.		Standard Pack	Stock (X) or Minimum Order Qty.	Gates Item No.	List Price Per Ft.
(In.)	(mm)	(In.)	(mm)	(psi)	(MPa)	(In. Hg)	(mm Hg)	(In.)	(mm)	(Lbs.)	(Kg)				
1/2	12.7	.84	21.3	1000	6.90	30.0	762	5.0	127	.29	.13	50 ft.	X	3619-0699	\$5.21
1/2	12.7	.84	21.3	1000	6.90	30.0	762	5.0	127	.29	.13	100 ft.	X	3619-0716	5.21
1/2	12.7	.84	21.3	1000	6.90	30.0	762	5.0	127	.29	.13	Bulk 50 ft.	5,000 ft.	3619-0761	4.96
3/4	19.1	1.10	27.9	1000	6.90	25.0	635	7.9	203	.43	.20	50 ft.	X	3619-0700	5.84
3/4	19.1	1.10	27.9	1000	6.90	25.0	635	7.9	203	.43	.20	100 ft.	X	3619-0721	5.84
3/4	19.1	1.10	27.9	1000	6.90	25.0	635	7.9	203	.43	.20	Bulk 50 ft.	3,000 ft.	3919-0762	5.56
3/4	19.1	1.10	27.9	1000	6.90	25.0	635	7.9	203	.43	.20	Bulk 100 ft.	3,000 ft.	3619-0789	5.56
1	25.4	1.42	36.1	1000	6.90	25.0	635	11.0	279	.66	.30	50 ft.	X	3619-0701	6.96
1	25.4	1.42	36.1	1000	6.90	25.0	635	11.0	279	.66	.30	100 ft.	X	3619-0786	6.96
1	25.4	1.42	36.1	1000	6.90	25.0	635	11.0	279	.66	.30	Bulk 50 ft.	3,000 ft.	3619-0763	6.63
1	25.4	1.42	36.1	1000	6.90	25.0	635	11.0	279	.66	.30	Bulk 100 ft.	3,000 ft.	3619-0790	6.63
1-1/4	31.8	1.69	42.9	1000	6.90	20.0	508	16.0	406	.81	.37	50 ft.	X	3619-0702	10.11
1-1/4	31.8	1.69	42.9	1000	6.90	20.0	508	16.0	406	.81	.37	100 ft.	X	3619-0787	10.11
1-1/4	31.8	1.69	42.9	1000	6.90	20.0	508	16.0	406	.81	.37	Bulk 50 ft.	3,000 ft.	3619-0764	9.63
1-1/4	31.8	1.69	42.9	1000	6.90	20.0	508	16.0	406	.81	.37	Bulk 100 ft.	3,000 ft.	3619-0791	9.63
1-1/2	38.1	1.92	48.8	1000	6.90	15.0	381	17.9	457	.98	.45	50 ft.	X	3619-0708	15.45
1-1/2	38.1	1.92	48.8	1000	6.90	15.0	381	17.9	457	.98	.45	100 ft.	X	3619-0788	15.45
1-1/2	38.1	1.92	48.8	1000	6.90	15.0	381	17.9	457	.98	.45	Bulk 50 ft.	3,000 ft.	3619-0765	14.70
1-1/2	38.1	1.92	48.8	1000	6.90	15.0	381	17.9	457	.98	.45	Bulk 100 ft.	3,000 ft.	3619-0792	14.70
2	50.8	2.45	62.0	1000	6.90	10.0	254	25.0	635	1.36	.62	50 ft.	X	3619-0760	18.24
2	50.8	2.45	62.0	1000	6.90	10.0	254	25.0	635	1.36	.62	100 ft.	X	3619-0745	18.24
2	50.8	2.45	62.0	1000	6.90	10.0	254	25.0	635	1.36	.62	Bulk 50 ft.	3,000 ft.	3619-0766	17.37

**RECOMMENDED FOR:** High pressure water service in underground mining applications and hot water washdown service. Air service working pressure is 300 psi for all sizes.

**TEMPERATURE:** -40°F to +212°F (-40°C to +100°C) service range.

**CONSTRUCTION:** **Tube:** Type P (EPDM). Black.  
**Reinforcement:** Braided, high tensile steel wire.  
**Cover:** Type C<sub>2</sub> (Modified Nitrile). Yellow (non-marking). All sizes are perforated.

**COUPLINGS:** Gates permanent Power Crimp® couplings. 14, 15 or 19 (up to 300 PSI only). Reference pages 118-128.

**PACKAGING:** 1/2" through 2": 50 ft. and 100 ft. lengths, one length coiled in a carton.  
1/2" x 50': Packaged 1200' per bulk carton, each length coiled and tied.  
3/4" x 50': Packaged 1000' per bulk carton, each length coiled and tied.  
3/4" x 100': Packaged 1000' per bulk carton, each length coiled and tied.  
1" x 50': Packaged 700' per bulk carton, each length coiled and tied.  
1" x 100': Packaged 700' per bulk carton, each length coiled and tied.  
1-1/4" x 50': Packaged 600' per bulk carton, each length coiled and tied.  
1-1/4" x 100': Packaged 600' per bulk carton, each length coiled and tied.  
1-1/2" x 50': Packaged 400' per bulk carton, each length coiled and tied.  
1-1/2" x 100': Packaged 400' per bulk carton, each length coiled and tied.  
2" x 50': Packaged 200' per bulk carton, each length coiled and tied.

**BRANDING:** Continuous transfer label. Example: " 1000 MP/Mine Spray 1-1/2 INCH (38.1mm) 1000 PSI (6.90MPa) WP 300 PSI (2.07MPa) MAX Air Service MSHA IC-11C MADE IN INDIA"

**SPECIAL ORDER REQUIREMENTS:** Special production runs require minimum order quantities of 5,000 feet for 1/2" and 3,000 feet for 3/4" through 2". Contact Industrial Hose Marketing for lead times.

**REMNANT LENGTHS:** None.

**STANDARDS:** **Cover:** Meets MSHA 30 CFR 18.65. Flame resistant.

Due to continual product improvements, Gates reserves the right to alter specs and prices without prior notice.



**Industrial Hose  
Products/List Prices**



39496-000  
July 1, 2006  
Supersedes 39496-000  
January 17, 2005

**Air and Multi-Purpose Hose**

**Longwall Mine Emulsion**

(Specification 3619MC/3619MY)

**Black Cover (3619MC)**

Nom. I.D.		Nom. O.D.		Max. W.P.		Suction		Min. Bend Radius		Wt. Per Ft.		Standard Pack	Stock (X) or Minimum Order Qty.	Gates Item No.	List Price Per Ft.
(In.)	(mm)	(In.)	(mm)	(psi)	(MPa)	(In. Hg)	(mm Hg)	(In.)	(mm)	(Lbs.)	(Kg)				
2-1/2	63.5	3.34	84.8	1000	6.90	10.0	254	20.0	508	2.90	1.32	50 ft.	X	3619-0809	\$28.91
2-1/2	63.5	3.34	84.8	1000	6.90	10.0	254	20.0	508	2.90	1.32	100 ft.	X	3619-0811	31.80
3	76.2	3.91	99.3	1000	6.90	10.0	254	20.0	508	4.05	1.84	50 ft.	X	3619-0810	38.48
3	76.2	3.91	99.3	1000	6.90	10.0	254	20.0	508	4.05	1.84	100 ft.	X	3619-3531	42.33

**Yellow Cover (3619MY)**

Nom. I.D.		Nom. O.D.		Max. W.P.		Suction		Min. Bend Radius		Wt. Per Ft.		Standard Pack	Stock (X) or Minimum Order Qty.	Gates Item No.	List Price Per Ft.
(In.)	(mm)	(In.)	(mm)	(psi)	(MPa)	(In. Hg)	(mm Hg)	(In.)	(mm)	(Lbs.)	(Kg)				
3	76.2	3.91	99.3	1000	6.90	10.0	254	20.0	508	4.05	1.84	50 ft.	X	3619-0051	\$41.56
3	76.2	3.91	99.3	1000	6.90	10.0	254	20.0	508	4.05	1.84	100 ft.	X	3619-3530	45.72

**RECOMMENDED FOR:** Flexible connections in high pressure water distribution and emulsion systems used in a variety of industries. The thick cover meets MSHA's self-extinguishing requirements, and is designed for the rough mining environment.

**TEMPERATURE:** -40°F to +212°F (-40°C to +100°C) normal service.

**CONSTRUCTION:**  
**Tube:** Type A (Neoprene). Black.  
**Reinforcement:** Braided, high tensile steel wire.  
**Cover:** Type C<sub>2</sub> (Specially Compounded Elastomer). Black. Self-extinguishing to meet MSHA requirements.  
 Type C<sub>4</sub> (Modified Nitrile). Yellow (non-marking). Self-extinguishing to meet MSHA requirements.

**COUPLINGS:** , or reusable male couplings (Wildman). Reference pages 118-128.

**PACKAGING:** All lengths coiled in a carton.

**BRANDING:**  
 Continuous ink brand. Example: " LONGWALL MINE EMULSION 3 INCH (76.2mm) 1000 PSI 6.90MPa W.P. MSHA 2G-IC-11C MADE IN INDIA"  
 Continuous ink brand. Example: " LONGWALL MINE EMULSION 3 INCH (76.2mm) 1000 PSI 6.90MPa W.P. MSHA IC-11C MADE IN INDIA" (yellow cover only)

**SPECIAL ORDER REQUIREMENTS:** Special production runs require minimum order quantities of 600 feet per size.

**REMNANT LENGTHS:** None.

**STANDARDS:**  
**Tube:** RMA (Class B) Medium oil resistance.  
**Cover:** Meets MSHA 30 CFR 18.65. Flame resistant.

Due to continual product improvements, Gates reserves the right to alter specs and prices without prior notice.



**Industrial Hose  
Products/List Prices**



39496-000  
July 1, 2006  
Supersedes 39496-000  
January 17, 2005

**Air and Multi-Purpose Hose**

**18MB**  
**(Air Drill–Wire Braid)**  
**(Specification 3618/3618GL)**

Nom. I.D.		Nom. O.D.		Max. W.P.		Suction		Min. Bend Radius		Wt. Per Ft.		Standard Pack	Stock (X) or Minimum Order Qty.	Gates Item No.	List Price Per Ft.
(In.)	(mm)	(In.)	(mm)	(psi)	(MPa)	(In. Hg)	(mm Hg)	(In.)	(mm)	(Lbs.)	(Kg)				
3/4	19.1	1.28	32.5	500	3.45	25.0	635	6.0	152	.60	.27	50 ft.	X	3618-0011	\$11.97
1	25.4	1.55	39.4	500	3.45	25.0	635	8.0	203	.80	.36	50 ft.	X	3618-0021	13.90
1-1/4	31.8	1.80	45.7	500	3.45	15.0	381	10.0	254	.95	.43	50 ft.	5,000 ft.	3618-0031	17.27
1-1/2	38.1	2.21	56.1	500	3.45	15.0	381	12.0	305	1.26	.57	50 ft.	X	3618-0041	22.59
2	50.8	2.77	70.4	500	3.45	15.0	381	14.0	356	1.99	.90	50 ft.	X	3618-0051	31.99
2-1/2	63.5	3.46	87.9	500	3.45	10.0	254	30.0	762	3.04	1.38	50 ft.	X	3618-0201	38.94
2-1/2	63.5	3.46	87.9	500	3.45	10.0	254	30.0	762	3.04	1.38	60 ft.	X	3618-0205	38.94
3	76.2	3.97	100.8	500	3.45	10.0	254	36.0	914	3.69	1.67	50 ft.	X	3618-0215	47.17
4	101.6	5.06	128.5	500	3.45	10.0	254	47.6	1219	5.77	2.62	50 ft.	X	3618-0225	62.93

**RECOMMENDED FOR:** Extra heavy duty, high pressure use on industrial, construction and pneumatic mining applications requiring wire braided hose with an oil resistant tube and abrasion resistant cover.

**TEMPERATURE:** -30°F to +212°F (-34°C to +100°C) continuous service.

**CONSTRUCTION:** **Tube:** Type A (Neoprene). Black.  
**Reinforcement:** Braided, high tensile steel wire.  
**Cover:** Type C<sub>2</sub> (Modified Nitrile). Gray with yellow stripe. All sizes are perforated. For 3/4" through 1-1/4" sizes only.  
Type D<sub>3</sub> (Natural Rubber). Gray with yellow stripe. All sizes are perforated. For 1-1/2" through 4" sizes only.

**COUPLINGS:** 14, 15 or 18. Reference pages 118-128.

**PACKAGING:** 3/4" through 1-1/2": Packaged 49'-50' length coiled in a carton.  
2" through 4": Packaged 48'-50' length coiled in a carton.  
2-1/2" x 60': Packaged 60' length coiled in a carton.

**BRANDING:** Continuous transfer label. Example: "Gates 18MB PREMIUM AIR DRILL 500 PSI (3.45MPa) WP MADE IN U.S.A."

**SPECIAL ORDER REQUIREMENTS:** Special production runs require minimum order quantities of 5,000 feet for 3/4" through 1-1/4" and 600 feet for 1-1/2" and larger.

**REMNANT LENGTHS:** None.

**STANDARDS:** **Tube:** RMA (Class B) Medium oil resistance.

Due to continual product improvements, Gates reserves the right to alter specs and prices without prior notice.



**Industrial Hose  
Products/List Prices**

39496-000  
July 1, 2006  
Supersedes 39496-000  
January 17, 2005

**Air and Multi-Purpose Hose**

**500 MP/Air Drill  
(Wire Braid)**

(Specification 3618/3618Y)

**Black Cover (3618)**

Nom. I.D.	Nom. O.D.	Max. W.P.	Suction	Min. Bend Radius	Wt. Per Ft.	Standard Pack	Stock (X) or Minimum Order Qty.	Gates Item No.	List Price Per Ft.
(In.)	(mm)	(psi)	(In. Hg)	(mm Hg)	(Lbs.)	Pack	Order Qty.	Item No.	Per Ft.
3/4	19.1	500	25.0	635	.41	100 ft.	X	3618-0801	\$8.98
1	25.4	500	25.0	635	.66	100 ft.	X	3618-0802	10.43
1-1/4	31.8	500	15.0	381	.86	100 ft.	X	3618-0803	12.95
1-1/2	38.1	500	15.0	381	.98	100 ft.	X	3618-0804	16.93
2	50.8	500	15.0	381	1.40	100 ft.	X	3618-0805	24.00
2-1/2	63.5	500	10.0	254	2.16	100 ft.	X	3618-0806	29.21
3	76.2	500	10.0	254	2.73	100 ft.	X	3618-0807	35.39

NOTE: For 4" I.D. see 18MB page 35.

**Yellow Cover (3618Y)**

Nom. I.D.	Nom. O.D.	Max. W.P.	Suction	Min. Bend Radius	Wt. Per Ft.	Standard Pack	Stock (X) or Minimum Order Qty.	Gates Item No.	List Price Per Ft.
(In.)	(mm)	(psi)	(In. Hg)	(mm Hg)	(Lbs.)	Pack	Order Qty.	Item No.	Per Ft.
3/4	19.1	500	25.0	635	.41	100 ft.	X	3618-0808	\$9.57
1	25.4	500	25.0	635	.65	100 ft.	X	3618-0809	11.13
1-1/4	31.8	500	15.0	381	.85	100 ft.	X	3618-0810	13.83
1-1/2	38.1	500	15.0	381	.96	100 ft.	X	3618-0811	17.95
2	50.8	500	15.0	381	1.43	100 ft.	X	3618-0812	25.59
2-1/2	63.5	500	10.0	254	2.19	100 ft.	X	3618-0813	31.17
3	76.2	500	10.0	254	2.78	100 ft.	X	3618-0814	37.73

NOTE: For 4" I.D. see 18MB page 35.

**RECOMMENDED FOR:** Heavy duty, high pressure use on industrial, construction and pneumatic mining applications requiring wire braided hose with an oil resistant tube and abrasion resistant cover.

**TEMPERATURE:** -22°F to +180°F (-30°C to +82°C) continuous service.

**CONSTRUCTION:** **Tube:** Type C (Nitrile). Black.  
**Reinforcement:** Braided, high tensile steel wire.  
**Cover:** Type D<sub>3</sub> (Natural Rubber). Black with yellow spiral stripe.  
Type C<sub>2</sub> (Modified Nitrile). Yellow with black spiral stripe. All sizes are perforated.

**COUPLINGS:** 14, 15 or 18. Reference pages 118-128.

**PACKAGING:** 100' length coiled in a carton.

**BRANDING:** Continuous transfer. Example: "Gates 500 MP/Air Drill 3/4 Inch (19.1mm) 500 PSI (3.45MPa) WP MADE IN INDIA"  
Continuous transfer. Example: "Gates 500 MP/Air Drill 3/4 Inch (19.1mm) 500 PSI (3.45MPa) WP MSHA IC-11C MADE IN INDIA" (yellow cover only)

**SPECIAL ORDER REQUIREMENTS:** Special production runs require minimum order quantities of 3,000 feet for 3/4" through 1-1/2" and 2,500 feet for 2" and larger.

**REMNANT LENGTHS:** None.

**STANDARDS:** **Tube:** RMA (Class B) Medium oil resistance.  
**Cover:** Meets MSHA 30 CFR 18.65. Flame resistant. Yellow cover only.

Due to continual product improvements, Gates reserves the right to alter specs and prices without prior notice.



**Industrial Hose  
Products/List Prices**



39496-000  
July 1, 2006  
Supersedes 39496-000  
January 17, 2005

**Air and Multi-Purpose Hose**

**63SB**  
**(Air & Vapor Duct)**  
(Specification 4663A)

Nom. I.D.		Nom. O.D.		Max. W.P.		Suction		Min. Bend Radius		Wt. Per Ft.		Standard	Stock (X) or Minimum Order Qty.	Gates Item No.	List Price Per Ft.
(In.)	(mm)	(In.)	(mm)	(psi)	(MPa)	(In. Hg)	(mm Hg)	(In.)	(mm)	(Lbs.)	(Kg)	Pack			
5/8	15.9	.81	20.6	10	.07	5.0	127	1.0	25	.12	.05	10 ft.	X	4663-4000	\$9.97
3/4	19.1	.94	23.9	10	.07	5.0	127	1.0	25	.14	.06	10 ft.	X	4663-4001	11.08
7/8	22.2	1.06	26.9	10	.07	5.0	127	1.0	25	.17	.08	10 ft.	X	4663-4002	11.57
1	25.4	1.19	30.2	10	.07	5.0	127	1.0	25	.20	.09	10 ft.	X	4663-4003	11.90
1-1/4	31.8	1.44	36.6	10	.07	5.0	127	1.0	25	.22	.10	10 ft.	X	4663-4004	13.06
1-3/8	34.9	1.52	38.6	10	.07	5.0	127	1.5	38	.24	.11	10 ft.	X	4663-4005	13.45
1-1/2	38.1	1.69	42.9	10	.07	5.0	127	1.5	38	.26	.12	10 ft.	X	4663-4006	13.73
1-5/8	41.3	1.81	46.0	10	.07	5.0	127	2.0	51	.28	.13	10 ft.	X	4663-4007	14.32
1-3/4	44.5	1.94	49.3	10	.07	5.0	127	2.0	51	.30	.14	10 ft.	X	4663-4008	14.66
1-7/8	47.6	2.06	52.3	10	.07	5.0	127	2.0	51	.32	.15	10 ft.	X	4663-4009	15.12
2	50.8	2.19	55.6	5	.04	3.0	76	2.0	51	.33	.15	10 ft.	X	4663-4010	15.56
2-1/8	54.0	2.31	58.7	5	.04	3.0	76	2.5	64	.35	.16	10 ft.	X	4663-4011	16.15
2-1/4	57.2	2.44	62.0	5	.04	3.0	76	2.5	64	.37	.17	10 ft.	X	4663-4012	16.82
2-3/8	60.3	2.56	65.0	5	.04	3.0	76	2.5	64	.39	.18	10 ft.	X	4663-4013	17.23
2-1/2	63.5	2.69	68.3	5	.04	3.0	76	2.5	64	.41	.19	10 ft.	X	4663-4014	17.71
2-5/8	66.7	2.81	71.4	5	.04	3.0	76	2.8	71	.43	.20	10 ft.	X	4663-4015	18.43
2-3/4	69.9	2.94	74.7	5	.04	3.0	76	2.8	71	.44	.20	10 ft.	X	4663-4016	19.13
3	76.2	3.19	81.0	5	.04	3.0	76	3.0	76	.49	.22	10 ft.	X	4663-4017	19.95
3-1/2	88.9	3.69	93.7	5	.04	3.0	76	3.5	89	.57	.26	10 ft.	X	4663-4018	21.67
3-5/8	92.1	3.81	96.8	5	.04	3.0	76	4.0	102	.59	.27	10 ft.	X	4663-4019	22.63
4	101.6	4.19	106.4	5	.04	3.0	76	4.0	102	.80	.36	10 ft.	X	4663-4020	24.09
4-1/2	114.3	4.69	119.1	5	.04	3.0	76	5.0	127	.89	.40	10 ft.	X	4663-4021	39.52
5	127.0	5.19	131.8	5	.04	3.0	76	6.0	152	.99	.45	10 ft.	X	4663-4022	42.88
5-1/2	139.7	5.69	144.5	5	.04	3.0	76	6.0	152	1.08	.49	10 ft.	X	4663-4023	45.84

**RECOMMENDED FOR:** Heating and ventilating applications, such as air intake for butane conversion units, air and heater ducts, defroster lines, air cleaner connections to carburetor, exhaust ducts, vent lines for trailer sewers and drains. For standard duty applications. **NOTE:** Not recommended for conveying liquids.

**TEMPERATURE:** -30°F to +250°F (-34°C to +121°C) continuous service.

**CONSTRUCTION:** **Tube:** Type A (Neoprene). Black. Oil resistant.  
**Reinforcement:** Single ply of synthetic fabric with two built-in helical wires.  
**Cover:** Black. Neoprene-impregnated fabric.

**HOSE ENDS:** Plain End. Straight or Enlarged Ends on special order.

**PACKAGING:** 10' per carton.

**BRANDING:** Printed patch label every 2 feet with I.D. only.

**SPECIAL ORDER REQUIREMENTS:** Special production runs require minimum order quantities of one piece. Lengths can be as short as one foot, but minimum billing is ten feet.  
For enlarged or straight ends, contact Denver Industrial Hose Marketing for pricing.

**REMNANT LENGTHS:** None.

Due to continual product improvements, Gates reserves the right to alter specs and prices without prior notice.



**Industrial Hose  
Products/List Prices**



39496-000  
July 1, 2006  
Supersedes 39496-000  
January 17, 2005

**Air and Multi-Purpose Hose**

**163SB**

**(Air & Vapor Duct—Heavy Duty)**

(Specification 4663J)

Nom. I.D.		Nom. O.D.		Max. W.P.		Suction		Min. Bend Radius		Wt. Per Ft.		Standard Pack	Stock (X) or Minimum Order Qty.	Gates Item No.	List Price Per Ft.
(In.)	(mm)	(In.)	(mm)	(psi)	(MPa)	(In. Hg)	(mm Hg)	(In.)	(mm)	(Lbs.)	(Kg)	Pack	Order Qty.	Item No.	Per Ft.
3/4	19.1	1.00	25.4	20	.14	15.0	381	1.0	25	.20	.09	10 ft.	10 ft.	4663-1516	\$13.85
1	25.4	1.25	31.8	20	.14	15.0	381	1.0	25	.26	.12	10 ft.	10 ft.	4663-1518	14.88
1-1/4	31.8	1.50	38.1	20	.14	15.0	381	1.0	25	.34	.15	10 ft.	10 ft.	4663-1530	16.32
1-3/8	34.9	1.63	41.4	15	.10	15.0	381	1.5	38	.44	.20	10 ft.	10 ft.	4663-3321	16.81
1-1/2	38.1	1.75	44.5	15	.10	15.0	381	1.5	38	.48	.22	10 ft.	10 ft.	4663-1540	17.16
1-5/8	41.3	1.88	47.8	15	.10	15.0	381	1.8	46	.51	.23	10 ft.	10 ft.	4663-1543	17.90
1-3/4	44.5	2.00	50.8	15	.10	15.0	381	1.8	46	.54	.25	10 ft.	10 ft.	4663-3954	18.32
1-7/8	47.6	2.13	54.1	15	.10	15.0	381	1.8	46	.58	.26	10 ft.	10 ft.	4663-1548	18.90
2	50.8	2.25	57.2	15	.10	15.0	381	2.0	51	.60	.27	10 ft.	10 ft.	4663-1550	19.44
2-1/8	54.0	2.40	61.0	10	.07	15.0	381	2.5	64	.74	.34	10 ft.	10 ft.	4663-3461	20.18
2-1/4	57.2	2.50	63.5	10	.07	15.0	381	2.5	64	.88	.40	10 ft.	10 ft.	4663-1556	21.02
2-3/8	60.3	2.63	66.8	10	.07	15.0	381	2.5	64	.71	.32	10 ft.	10 ft.	4663-1560	21.53
2-1/2	63.5	2.75	69.9	10	.07	15.0	381	2.5	64	.74	.34	10 ft.	10 ft.	4663-1565	22.14
2-5/8	66.7	2.88	73.2	20	.14	15.0	381	3.0	76	.78	.35	10 ft.	10 ft.	4663-1615	23.04
2-3/4	69.9	3.00	76.2	10	.07	15.0	381	7.0	178	.81	.37	10 ft.	10 ft.	4663-3456	23.91
3	76.2	3.25	82.6	10	.07	7.0	178	10.0	254	.88	.40	10 ft.	10 ft.	4663-1570	24.94
3-1/8	79.4	3.35	85.1	10	.07	7.0	178	10.0	254	.84	.38	10 ft.	10 ft.	4663-1569	25.81
3-1/2	88.9	3.75	95.3	10	.07	7.0	178	10.0	254	1.01	.46	10 ft.	10 ft.	4663-1575	27.09
4	101.6	4.25	108.0	10	.07	7.0	178	12.0	305	1.15	.52	10 ft.	10 ft.	4663-1580	30.11
4-1/2	114.3	4.75	120.7	10	.07	7.0	178	12.0	305	1.25	.57	10 ft.	10 ft.	4663-1589	49.40
5	127.0	5.25	133.4	10	.07	6.0	152	12.0	305	1.38	.63	10 ft.	10 ft.	4663-1595	53.60
5-1/2	139.7	5.75	146.1	10	.07	6.0	152	12.0	305	1.51	.69	10 ft.	10 ft.	4663-3454	57.30
6	152.4	6.25	158.8	8	.06	6.0	152	15.0	381	1.64	.74	10 ft.	10 ft.	4663-1599	61.19

**RECOMMENDED FOR:** Heavy-duty heating and ventilating applications, such as air intake for butane conversion units, air and heater ducts, defroster lines, air cleaner connections to carburetor, exhaust ducts, vent lines for trailer sewers and drains. **NOTE:** Not recommended for conveying liquids.

**TEMPERATURE:** -30°F to +250°F (-34°C to +121°C) continuous service.

**CONSTRUCTION:** **Tube:** Type A (Neoprene). Black. Oil and heat resistant.  
**Reinforcement:** Single ply of synthetic fabric with two built-in helical wires.  
**Cover:** Type A (Neoprene). Black. Oil and heat resistant.

**HOSE ENDS:** Plain End. Straight or Enlarged Ends on special order.

**PACKAGING:** 10' per carton.

**BRANDING:** Printed patch label every 2 feet with I.D. only.

**SPECIAL ORDER REQUIREMENTS:** Special production runs require minimum order quantities of one piece. Lengths can be as short as one foot, but minimum billing is ten feet.  
For enlarged or straight ends, contact Denver Industrial Hose Marketing for pricing

**REMNANT LENGTHS:** None.

Due to continual product improvements, Gates reserves the right to alter specs and prices without prior notice.





**Industrial Hose  
Products/List Prices**



39496-000  
July 1, 2006  
Supersedes 39496-000  
January 17, 2005

**Air and Multi-Purpose Hose**

**Ohmega®  
(Pot Room)**

(Specification 3237A)

Nom. I.D.		Nom. O.D.		Max. W.P.		Suction		Min. Bend Radius		Wt. Per Ft.		Standard Pack	Stock (X) or Minimum Order Qty.	Gates Item No.	List Price Per Ft.
(In.)	(mm)	(In.)	(mm)	(psi)	(MPa)	(In. Hg)	(mm Hg)	(In.)	(mm)	(Lbs.)	(Kg)				
3/8	9.5	.75	19.1	300	2.07	30.0	762	3.0	76	.19	.09	REEL	X	3237-0704	\$2.56
1/2	12.7	.88	22.4	300	2.07	25.0	635	5.0	127	.24	.11	REEL	X	3237-0705	3.04
3/4	19.1	1.16	29.5	300	2.07	20.0	508	6.0	152	.36	.16	REEL	X	3237-0706	4.15

**NOTE:** For additional sizes see Premo Flex® page 24.

**RECOMMENDED FOR:** Medium duty air and water applications where a hose with high electrical resistance is needed.

**TEMPERATURE:** -20°F to +150°F (-29°C to +66°C) continuous service.

**CONSTRUCTION:** **Tube:** Type P (EPDM). Green.  
**Reinforcement:** High tensile synthetic textile cord.  
**Cover:** Type P (EPDM). Red.

**COUPLINGS:** (For sizes 3/16" through 3/8" only), or . Reference pages 118-128.

**PACKAGING:** 3/8" through 3/4": Packaged in 500' to 750' reels. Maximum 3 pieces. Minimum length 50'.

**BRANDING:** Continuous ink print label. Example: "GATES® OHMEGA® AIR AND WATER 3/8 INCH (9.5mm) 300 PSI (2.07MPa) WP NONCONDUCTIVE @ 1000 V DC (> 1 MEGOHM/IN.) MADE IN USA"

**SPECIAL ORDER REQUIREMENTS:** Special production runs require minimum order quantities of 25,000 feet per size.

**REMNANT LENGTHS:** None.

**STANDARDS:** Nonconductive @ 1000 Volts DC. Electrical resistance is greater than one megohm per inch when subjected to 1000 Volts DC. Storage and use may adversely affect electrical properties.

Due to continual product improvements, Gates reserves the right to alter specs and prices without prior notice.



**Industrial Hose  
Products/List Prices**



39496-000  
July 1, 2006  
Supersedes 39496-000  
January 17, 2005

**Air and Multi-Purpose Hose**

**33HB  
(Divers' Air)**

(Specification 3333)

Nom. I.D.		Nom. O.D.		Max. W.P.		Suction		Min. Bend Radius		Wt. Per Ft.		Standard Pack	Stock (X) or Minimum Order Qty.	Gates Item No.	List Price Per Ft.
(In.)	(mm)	(In.)	(mm)	(psi)	(MPa)	(In. Hg)	(mm Hg)	(In.)	(mm)	(Lbs.)	(Kg)				
3/8	9.5	.75	19.1	1125	7.76	30.0	762	4.0	102	.19	.09	300-399 ft.	***	3333-0012	\$5.07
3/8	9.5	.75	19.1	1125	7.76	30.0	762	4.0	102	.19	.09	400-499 ft.	***	3333-0013	5.41
3/8	9.5	.75	19.1	1125	7.76	30.0	762	4.0	102	.19	.09	500-599 ft.	***	3333-0014	5.76
3/8	9.5	.75	19.1	1125	7.76	30.0	762	4.0	102	.19	.09	600-699 ft.	***	3333-0015	6.10
3/8	9.5	.75	19.1	1125	7.76	30.0	762	4.0	102	.19	.09	700-799 ft.	***	3333-0005	6.45
3/8	9.5	.75	19.1	1125	7.76	30.0	762	4.0	102	.19	.09	800-899 ft.	***	3333-0006	6.77
3/8	9.5	.75	19.1	1125	7.76	30.0	762	4.0	102	.19	.09	900-999 ft.	***	3333-0009	7.11
3/8	9.5	.75	19.1	1125	7.76	30.0	762	4.0	102	.19	.09	1000-PLUS ft.	X	3333-0017	7.46
1/2	12.7	.94	23.9	1000	6.90	30.0	762	5.0	127	.29	.13	50-299 ft.	***	3333-0038	3.95
1/2	12.7	.94	23.9	1000	6.90	30.0	762	5.0	127	.29	.13	300-399 ft.	***	3333-0030	6.91
1/2	12.7	.94	23.9	1000	6.90	30.0	762	5.0	127	.29	.13	400-499 ft.	***	3333-0031	7.31
1/2	12.7	.94	23.9	1000	6.90	30.0	762	5.0	127	.29	.13	500-599 ft.	***	3333-0032	7.80
1/2	12.7	.94	23.9	1000	6.90	30.0	762	5.0	127	.29	.13	600-699 ft.	***	3333-0033	8.27
1/2	12.7	.94	23.9	1000	6.90	30.0	762	5.0	127	.29	.13	700-799 ft.	***	3333-0040	8.75
1/2	12.7	.94	23.9	1000	6.90	30.0	762	5.0	127	.29	.13	800-899 ft.	***	3333-0041	9.21
1/2	12.7	.94	23.9	1000	6.90	30.0	762	5.0	127	.29	.13	900-999 ft.	***	3333-0043	9.68
1/2	12.7	.94	23.9	1000	6.90	30.0	762	5.0	127	.29	.13	1000-PLUS ft.	X	3333-0035	10.22

**RECOMMENDED FOR:** Handling mixtures of oxygen, helium and nitrogen gases customarily used in diving applications as air breathing hose. The kink resistant hose is designed for extra long wear under normal operating use.

**TEMPERATURE:** -40°F to +120°F (-40°C to +49°C) continuous service.

**CONSTRUCTION:** **Tube:** Type C (Nitrile). Black.  
**Reinforcement:** Braided, high tensile synthetic textile cord.  
**Cover:** Type A (Neoprene). Black. All sizes are perforated.

**COUPLINGS:** Corrosion resistant couplings supplied and applied by diving contractors.

**PACKAGING:** 3/8" and 1/2": Packaged 300' and longer lengths: One continuous length on a reel.

**BRANDING:** Continuous ink print label. Example: "Gates 33HB DIVERS' AIR 3/8 INCH (9.5mm) MADE IN U.S.A."

**SPECIAL ORDER REQUIREMENTS:** \*\*\*Contact Denver Industrial Hose Marketing for special orders. Lengths less than 1,000 feet are only stocked on an "as available" basis, as by-products of producing 1,000' lengths. Special production runs require minimum order quantities of 10,000 feet per size. Special production runs for **SPECIFIC LENGTHS** require minimum order quantities of 10,000 feet per size and a 35% (x 1.35) premium to the above prices.

**REMNANT LENGTHS:** None.

**STANDARDS:** Meets MIL-H-2815G Section 3.12.2 off-gassing for air breathing applications, **especially diving.**



**Divers' Air Hose Couplings**

**Ferrule**

Size (In.)	Description	Gates Item No.	Stock (X) or Minimum Order Qty.	List Price Each End
3/8	33HB-6-FRLB	7207-0597	50 EA (X)	\$4.65

**Stems**

Size (In.)	Description	Gates Item No.	Stock (X) or Minimum Order Qty.	List Price Each End
3/8	33HB-6-6RFJX-STB	7207-0598	50 EA (X)	\$13.53
3/8	33HB-6-6RWELD-STB	7207-0599	50 EA (X)	16.11

**NOTE:** These couplings are to be used with 33HB Divers' Air hose only

Due to continual product improvements, Gates reserves the right to alter specs and prices without prior notice.



**Industrial Hose  
Products/List Prices**



39496-000  
July 1, 2006  
Supersedes 39496-000  
January 17, 2005

**Food and Beverage Hose**

**Food & Beverage Master®**

(Specification 3132C/3132H)

**White Cover (3132C)**

Nom. I.D.		Nom. O.D.		Max. W.P.		Suction		Min. Bend Radius		Wt. Per Ft.		Standard Pack	Stock (X) or Minimum Order Qty.	Gates Item No.	List Price Per Ft.
						(In. Hg)	(mm Hg)	(In.)	(mm)	(Lbs.)	(Kg)				
3/4	19.1	1.22	31.0	250	1.72	30.0	762	2.0	51	.42	.19	100 ft.	X	3132-0222	\$21.74
1	25.4	1.48	37.6	250	1.72	30.0	762	3.0	76	.52	.24	100 ft.	X	3132-0216	27.21
1-1/2	38.1	2.07	52.6	250	1.72	30.0	762	4.5	114	.90	.41	100 ft.	X	3132-0217	30.87
2	50.8	2.62	66.6	250	1.72	30.0	762	6.0	152	1.20	.54	100 ft.	X	3132-0218	38.63
2-1/2	63.5	3.25	82.6	250	1.72	30.0	762	12.0	305	1.81	.82	100 ft.	X	3132-0219	51.75
3	76.2	3.86	98.0	250	1.72	30.0	762	18.0	457	2.46	1.12	100 ft.	X	3132-0220	57.21
4	101.6	4.88	124.0	250	1.72	30.0	762	36.0	914	3.24	1.47	100 ft.	X	3132-0221	83.12

**Gray Cover (3132H)**

Nom. I.D.		Nom. O.D.		Max. W.P.		Suction		Min. Bend Radius		Wt. Per Ft.		Standard Pack	Stock (X) or Minimum Order Qty.	Gates Item No.	List Price Per Ft.
						(In. Hg)	(mm Hg)	(In.)	(mm)	(Lbs.)	(Kg)				
3/4	19.1	1.22	31.0	250	1.72	30.0	762	2.0	51	.42	.19	100 ft.	400 ft.	3132-0263	\$21.74
1	25.4	1.48	37.6	250	1.72	30.0	762	3.0	76	.52	.24	100 ft.	400 ft.	3132-0264	27.21
1-1/2	38.1	2.07	52.6	250	1.72	30.0	762	4.5	114	.90	.41	100 ft.	400 ft.	3132-0265	30.87
2	50.8	2.62	66.6	250	1.72	30.0	762	6.0	152	1.20	.54	100 ft.	400 ft.	3132-0266	38.63
2-1/2	63.5	3.25	82.6	250	1.72	30.0	762	12.0	305	1.81	.82	100 ft.	400 ft.	3132-0267	51.75
3	76.2	3.86	98.0	250	1.72	30.0	762	18.0	457	2.47	1.12	100 ft.	400 ft.	3132-0268	57.21
4	101.6	4.88	124.0	250	1.72	30.0	762	36.0	914	3.24	1.47	100 ft.	400 ft.	3132-0269	83.12

**RECOMMENDED FOR:** Transfer of milk, juice, soft drinks, pharmaceuticals, cosmetics or water-based products requiring an FDA sanitary hose. Food & Beverage Master is also suitable for many dry bulk products via suction, pneumatic or gravity where a sanitary hose is required.

**TEMPERATURE:** -40°F to +230°F (-40°C to +110°C) continuous service.

**CONSTRUCTION:** **Tube:** Type S (Sanitron™). White.  
**Reinforcement:** Synthetic, high tensile textile with static conductive filament; resilient monofilament helix providing crush and kink resistance.  
**Cover:** Type P (EPDM). White or gray with burgundy spiral stripe.

**COUPLINGS:**  1 or stainless steel,  8 or stainless steel,  34,  71. Reference pages 117-128.

**PACKAGING:** 100' length coiled and wrapped in polyethylene.

**BRANDING:** Continuous transfer label. Example: “ Food & Beverage Master® Meets FDA, 3A and USDA 250 PSI WP (1.72MPa) Made In U.S.A.”

**SPECIAL ORDER REQUIREMENTS:** Special production runs require minimum order quantities of 400 feet per size. If a special transfer label is required, contact Denver Industrial Hose Marketing for minimum quantity.

**Specific cut lengths available through the Cut Length Program. Contact Customer Service for details.**

**REMNANT LENGTHS:** Remnant lengths are sometimes available in popular sizes at a discount. Contact Denver Industrial Hose Marketing for pricing, order requirements and availability.

**STANDARDS:** Meets FDA Requirements, 3A-Class 3 and USDA.

Due to continual product improvements, Gates reserves the right to alter specs and prices without prior notice.



**Industrial Hose  
Products/List Prices**



39496-000  
July 1, 2006  
Supersedes 39496-000  
January 17, 2005

**Food and Beverage Hose**

**Brew Master®**

(Specification 3132C)

Nom. I.D.		Nom. O.D.		Max. W.P.		Suction		Min. Bend Radius		Wt. Per Ft.		Standard Pack	Stock (X) or Minimum Order Qty.	Gates Item No.	List Price Per Ft.
						(In. Hg)	(mm Hg)			(Lbs.)	(Kg)				
1	25.4	1.48	37.6	250	1.72	30.0	762	3.0	76	.52	.24	100 ft.	400 ft.	3132-0193	\$27.21
1-1/2	38.1	2.07	52.6	250	1.72	30.0	762	4.5	114	.90	.41	100 ft.	400 ft.	3132-0195	30.87
2	50.8	2.62	66.6	250	1.72	30.0	762	6.0	152	1.20	.54	100 ft.	400 ft.	3132-0196	38.63
2-1/2	63.5	3.25	82.6	250	1.72	30.0	762	12.0	305	1.81	.82	100 ft.	400 ft.	3132-0198	51.75
3	76.2	3.86	98.0	250	1.72	30.0	762	18.0	457	2.46	1.12	100 ft.	400 ft.	3132-0197	57.21
4	101.6	4.88	124.0	250	1.72	30.0	762	36.0	914	3.24	1.47	100 ft.	400 ft.	3132-0199	83.12

**RECOMMENDED FOR:** Beer, ale or water based products requiring an FDA sanitary hose.

**TEMPERATURE:** -40°F to +230°F (-40°C to +110°C) continuous service.

**CONSTRUCTION: Tube:** Type S (Sanitron™). White.

**Reinforcement:** Synthetic, high tensile textile with resilient monofilament helix providing crush and kink resistance.

**Cover:** Type P (EPDM). White with burgundy spiral stripe.

**COUPLINGS:** or stainless steel, or stainless steel, , . Reference pages 117-128.

**PACKAGING:** 100' length coiled and wrapped in polyethylene.

**BRANDING:**

Continuous transfer label. Example: “ Brew Master® Meets FDA, 3A and USDA 250 PSI (1.72MPa) WP Made In U.S.A.”

**SPECIAL ORDER REQUIREMENTS:**

Special production runs require minimum order quantities of 400 feet per size. If a special transfer label is required, contact Denver Industrial Hose Marketing for minimum quantity.

**REMNANT LENGTHS:** Remnant lengths are sometimes available in popular sizes at a discount. Contact Denver Industrial Hose Marketing for pricing, order requirements and availability.

**STANDARDS:** Meets FDA requirements, 3A-Class 3 and USDA.

Due to continual product improvements, Gates reserves the right to alter specs and prices without prior notice.



**Industrial Hose  
Products/List Prices**



39496-000  
July 1, 2006  
Supersedes 39496-000  
January 17, 2005

**Food and Beverage Hose**

**Cellar Master®**

(Specification 3132C)

Nom. I.D.		Nom. O.D.		Max. W.P.		Suction		Min. Bend Radius		Wt. Per Ft.		Standard Pack	Stock (X) or Minimum Order Qty.	Gates Item No.	List Price Per Ft.
	(in.)		(mm)		(in.)	(mm)	(psi)		(MPa)	(in. Hg)	(mm Hg)				
1	25.4	1.48	37.6	250	1.72	30.0	762	3.0	76	.52	.24	100 ft.	400 ft.	3132-0180	\$27.21
1-1/2	38.1	2.07	52.6	250	1.72	30.0	762	4.5	114	.90	.41	100 ft.	400 ft.	3132-0181	30.87
2	50.5	2.62	66.6	250	1.72	30.0	762	6.0	152	1.20	.54	100 ft.	X	3132-0182	38.63
2-1/2	63.5	3.25	82.6	250	1.72	30.0	762	12.0	305	1.81	.82	100 ft.	400 ft.	3132-0186	51.75
3	76.2	3.86	98.0	250	1.72	30.0	762	18.0	457	2.46	1.12	100 ft.	X	3132-0183	57.21
4	101.6	4.88	124.0	250	1.72	30.0	762	36.0	914	3.24	1.47	100 ft.	400 ft.	3132-0184	83.12

**RECOMMENDED FOR:** Wine or water based products requiring an FDA sanitary hose.

**TEMPERATURE:** -40°F to +230°F (-40°C to +110°C) continuous service.

**CONSTRUCTION:** **Tube:** Type S (Sanitron™). White.  
**Reinforcement:** Synthetic, high tensile textile with resilient monofilament helix providing crush and kink resistance.  
**Cover:** Type P (EPDM). White with burgundy spiral stripe.

**COUPLINGS:** or stainless steel, or stainless steel, , . Reference pages 117-128.

**PACKAGING:** 100' length coiled and wrapped in polyethylene.

**BRANDING:** Continuous transfer label. Example: “ Cellar Master® Meets FDA, 3A and USDA 250 PSI (1.72MPa) WP Made In U.S.A.”

**SPECIAL ORDER REQUIREMENTS:** Special production runs require minimum order quantities of 400 feet per size. If a special transfer label is required, contact Denver Industrial Hose Marketing for minimum quantity.

**Specific cut lengths available through the Cut Length Program. Contact Customer Service for details.**

**REMNANT LENGTHS:** Remnant lengths are sometimes available in popular sizes at a discount. Contact Denver Industrial Hose Marketing for pricing, order requirements and availability.

**STANDARDS:** Meets FDA requirements, 3A-Class 3 and USDA.

Due to continual product improvements, Gates reserves the right to alter specs and prices without prior notice.



**Industrial Hose  
Products/List Prices**



39496-000  
July 1, 2006

New

**Food and Beverage Hose**

**Cellar Master® Light**

(Specification 3132LW)

Nom. I.D.		Nom. O.D.		Max. W.P. *		Suction *		Min. Bend Radius		Wt. Per Ft.		Standard Pack	Stock (X) or Minimum Order Qty.	Gates Item No.	List Price Per Ft.
		(in.)	(mm)			(in. Hg)	(mm Hg)			(Lbs.)	(Kg)				
1-1/2	38.1	2.00	50.8	150	1.03	30.0	762	6.0	152	.68	.31	100 ft.	X	3132-0171	\$27.79
2	50.5	2.50	63.5	150	1.03	30.0	762	6.0	152	.86	.39	100 ft.	X	3132-0172	34.77
2-1/2	63.5	3.11	79.0	150	1.03	30.0	762	12.0	305	1.40	.64	100 ft.	X	3132-0173	46.58
3	76.2	3.61	91.7	150	1.03	30.0	762	14.0	356	1.64	.74	100 ft.	X	3132-0174	51.49
4	101.6	4.79	121.7	150	1.03	30.0	762	24.0	610	2.82	1.28	100 ft.	X	3132-0175	74.81

\*Working pressure and suction at +72°F (+22°C).

**RECOMMENDED FOR:** Wine or water based products requiring an FDA sanitary hose.

**TEMPERATURE:** -40°F to +212°F (-40°C to +100°C) continuous service.

**CONSTRUCTION:** **Tube:** Type S (Sanitron™). White.  
**Reinforcement:** Synthetic, high tensile textile with resilient monofilament helix providing crush and kink resistance.  
**Cover:** Type P (EPDM). Gray with maroon spiral stripe.

**COUPLINGS:** or stainless steel, or stainless steel, , . Reference pages 117-128.

**PACKAGING:** 100' length coiled and wrapped in polyethylene.

**BRANDING:** Continuous transfer label. Example: “ Cellar Master® Light Meets FDA, 3A and USDA 150 PSI (1.03MPa) WP Made In U.S.A.”

**SPECIAL ORDER REQUIREMENTS:** Special production runs require minimum order quantities of 400 feet per size. If a special transfer label is required, contact Denver Industrial Hose Marketing for minimum quantity.

**REMNANT LENGTHS:** Remnant lengths are sometimes available in popular sizes at a discount. Contact Denver Industrial Hose Marketing for pricing, order requirements and availability.

**STANDARDS:** Meets FDA requirements, 3A-Class 3 and USDA.

Due to continual product improvements, Gates reserves the right to alter specs and prices without prior notice.



**Industrial Hose  
Products/List Prices**



39496-000  
July 1, 2006  
Supersedes 39496-000  
January 17, 2005

**Food and Beverage Hose**

**Food Master® Lite™**

(Specification 3133)

Nom. I.D.		Nom. O.D.		Max. W.P.		Suction		Min. Bend Radius		Wt. Per Ft.		Standard Pack	Stock (X) or Minimum Order Qty.	Gates Item No.	List Price Per Ft.
	(in.)		(mm)		(in.)	(mm)	(psi)		(MPa)	(in. Hg)	(mm Hg)				
3/4	19.1	1.33	33.8	150	1.03	30.0	762	2.0	51	.65	.30	100 ft.	X	3133-0001	\$13.27
1	25.4	1.58	40.1	150	1.03	30.0	762	3.0	76	.79	.36	100 ft.	X	3133-0002	16.42
1-1/2	38.1	2.10	53.3	150	1.03	30.0	762	4.5	114	1.14	.52	100 ft.	X	3133-0003	19.43
2	50.8	2.60	66.0	150	1.03	30.0	762	6.0	152	1.50	.68	100 ft.	X	3133-0004	27.51
2-1/2	63.5	3.13	79.5	150	1.03	30.0	762	12.0	305	1.98	.90	100 ft.	X	3133-0005	35.98
3	76.2	3.63	92.2	150	1.03	30.0	762	18.0	457	2.35	1.07	100 ft.	X	3133-0006	39.33
4	101.6	4.65	118.1	150	1.03	30.0	762	24.0	610	3.12	1.42	100 ft.	X	3133-0007	49.27
6	152.4	6.74	171.2	150	1.03	30.0	762	36.0	914	5.60	2.54	50 ft.	X	3133-0008	77.51

**RECOMMENDED FOR:** Tank truck, barge, ship, or storage tank transfer of a variety of food products such as animal fat, vegetable oil and other edible oils at temperatures up to 230°F requiring FDA sanitary hose. Also suitable for ice cream and other dairy products requiring 3A-Class 3 standards.

**TEMPERATURE:** -40°F to +230°F (-40°C to +110°C) continuous service.

**CONSTRUCTION:** **Tube:** Type C<sub>2</sub> (Modified Nitrile). Sanitary FDA and 3A-Class 3. White.  
**Reinforcement:** Synthetic, high tensile textile with steel wire helix.  
**Cover:** Type C<sub>2</sub> (Modified Nitrile). White corrugated with burgundy spiral stripe.

**COUPLINGS:** or stainless steel, or stainless steel, . Reference pages 118-128.

**PACKAGING:** All lengths coiled and wrapped in polyethylene.

**BRANDING:** Continuous transfer label. Example: “ Food Master® Lite™ Meets FDA, 3A and USDA 150 PSI (1.03MPa) WP Made In U.S.A.”

**SPECIAL ORDER REQUIREMENTS:** Special production runs require minimum order quantities of 400 feet for sizes through 4" and 200 feet for sizes above 4". If a special transfer label is required, contact Denver Industrial Hose Marketing for minimum quantity.

**Specific cut lengths available through the Cut Length Program. Contact Customer Service for details.**

**REMNANT LENGTHS:** Remnant lengths are sometimes available in popular sizes at a discount. Contact Denver Industrial Hose Marketing for pricing, order requirements and availability.

**STANDARDS:** Tube meets FDA requirements, 3A-Class 3 and USDA.

Due to continual product improvements, Gates reserves the right to alter specs and prices without prior notice.



**Industrial Hose  
Products/List Prices**



39496-000  
July 1, 2006  
Supersedes 39496-000  
January 17, 2005

**Food and Beverage Hose**

**Sani-Pure™**

(Specification 3131)

Nom. I.D.	Nom. O.D.		Max. W.P.	Suction	Min. Bend Radius	Wt. Per Ft.	Standard Pack	Stock (X) or Minimum Order Qty.	Gates Item No.	List Price Per Ft.					
	(in.)	(mm)									(in.)	(mm)	(in. Hg)	(mm Hg)	(Lbs.)
1-1/2	38.1	2.07	52.6	150	1.03	—	—	18.0	457	.97	.44	100 ft.	400 ft.	3131-0001	\$17.90
2	50.8	2.57	65.3	150	1.03	—	—	24.0	610	1.25	.57	100 ft.	X	3131-0002	22.05
2-1/2	63.5	3.08	78.2	150	1.03	—	—	30.0	762	1.65	.75	100 ft.	400 ft.	3131-0003	28.16
3	76.2	3.58	90.9	150	1.03	—	—	36.0	914	1.90	.86	100 ft.	X	3131-0004	31.79
4	101.6	4.61	117.1	150	1.03	—	—	48.0	1219	2.77	1.26	100 ft.	400 ft.	3131-0005	45.25
6	152.4	6.64	168.7	150	1.03	—	—	72.0	1829	4.10	1.86	50 ft.	200 ft.	3131-0006	72.27

**RECOMMENDED FOR:** Tank truck, barge, ship, or storage tank transfer (discharge only) of a variety of food products such as animal fat, vegetable oil and other edible oils at temperatures up to 230°F requiring FDA sanitary hose. Also suitable for ice cream and other dairy products requiring 3A-Class 3 standards.

**TEMPERATURE:** -40°F to +230°F (-40°C to +110°C) continuous service.

**CONSTRUCTION:** **Tube:** Type C<sub>2</sub> (Modified Nitrile). Sanitary FDA and 3A-Class 3. White.  
**Reinforcement:** Synthetic, high tensile textile.  
**Cover:** Type C<sub>2</sub> (Modified Nitrile). White with burgundy spiral stripe.

**COUPLINGS:** 1 or stainless steel, 8 or stainless steel, 34. Reference pages 118-128.

**PACKAGING:** All lengths coiled and wrapped in polyethylene.

**BRANDING:** Continuous transfer label. Example: “ Sani-Pure™ Meets FDA, 3A and USDA 150 PSI (1.03MPa) WP Made In U.S.A.”

**SPECIAL ORDER REQUIREMENTS:** Special production runs require minimum order quantities of 400 feet for sizes through 4" and 200 feet for sizes above 4". If a special transfer label is required, contact Denver Industrial Hose Marketing for minimum quantity.

Gray cover is made to order and requires minimum production order quantities of 400 feet for sizes through 4" and 200 feet for sizes above 4". For price, add 10% (x1.10) to above prices.

**REMNANT LENGTHS:** Remnant lengths are sometimes available in popular sizes at a discount. Contact Denver Industrial Hose Marketing for pricing, order requirements and availability.

**STANDARDS:** Tube meets FDA requirements, 3A-Class 3 and USDA.

Due to continual product improvements, Gates reserves the right to alter specs and prices without prior notice.





**Industrial Hose  
Products/List Prices**



39496-000  
July 1, 2006  
Supersedes 39496-000  
January 17, 2005

**Food and Beverage Hose**

**690SB  
(Bulk Commodity)  
(Specification 4693B)**

Nom. I.D.		Nom. O.D.		Max. W.P.		Suction		Min. Bend Radius		Wt. Per Ft.		Standard Pack	Stock (X) or Minimum Order Qty.	Gates Item No.	List Price Per Ft.
(In.)	(mm)	(In.)	(mm)	(psi)	(MPa)	(In. Hg)	(mm Hg)	(In.)	(mm)	(Lbs.)	(Kg)				
1-1/2	38.1	2.23	56.6	150	1.03	30.0	762	10.0	254	1.41	.64	100 ft.	X	4693-0205	\$20.70
2	50.8	2.75	69.9	150	1.03	30.0	762	12.0	305	1.88	.85	100 ft.	X	4693-0210	26.70
2-1/2	63.5	3.23	82.0	125	.86	30.0	762	15.0	381	2.25	1.02	100 ft.	X	4693-0220	31.86
3	76.2	3.75	95.3	100	.69	30.0	762	18.0	457	2.73	1.24	100 ft.	X	4693-0225	36.00
4	101.6	4.71	119.6	75	.52	30.0	762	24.0	610	3.51	1.59	100 ft.	X	4693-0235	43.18
5	127.0	5.75	146.0	55	.38	30.0	762	30.0	762	4.30	1.95	50 ft.	X	4693-0251	58.39
6	152.4	6.91	175.5	50	.34	30.0	762	36.0	914	7.08	3.21	50 ft.	X	4693-0260	70.96

**RECOMMENDED FOR:** Transfer of bulk food products via suction, pneumatic or gravity systems where FDA sanitary tube is required. Examples: Flour, sugar, syrup and edible grains. (Not recommended for vinegar, mustard or other compounds containing acetic acid.)

**TEMPERATURE:** -40°F to +150°F (-40°C to +66°C) continuous service.

**CONSTRUCTION:** **Tube:** Type D<sub>2</sub> (Natural Rubber). Sanitary FDA. White. 3/16" thick.  
**Reinforcement:** Synthetic, high tensile textile with steel wire helix.  
**Cover:** Type D<sub>3</sub> (Natural Rubber). Gray corrugated with burgundy spiral stripe.

**COUPLINGS:** 5\*, 6\*, 7\*, 8 or 49. Reference pages 118-128.  
\*Can be used only at 50% of rated working pressure.

**PACKAGING:** All lengths coiled and wrapped in polyethylene.

**BRANDING:** Continuous transfer label. Example: "Gates 690SB Food-Beverage Transfer Meets FDA 100 PSI (.69MPa) 3/16 Inch Tube Made In U.S.A."

**SPECIAL ORDER REQUIREMENTS:** Special production runs require minimum order quantities of 400 feet for sizes through 4" and 200 feet for sizes above 4".

**Specific cut lengths available through the Cut Length Program. Contact Customer Service for details.**

**REMNANT LENGTHS:** Remnant lengths are sometimes available in popular sizes at a discount. Contact Denver Industrial Hose Marketing for pricing, order requirements and availability.

**STANDARDS:** Tube meets FDA requirements.

Due to continual product improvements, Gates reserves the right to alter specs and prices without prior notice.



**Industrial Hose  
Products/List Prices**



39496-000  
July 1, 2006  
Supersedes 39496-000  
January 17, 2005

**Food and Beverage Hose**

**692SB  
(Bulk Commodity)  
(Specification 4693R)**

Nom. I.D.		Nom. O.D.		Max. W.P.		Suction		Min. Bend Radius		Wt. Per Ft.		Standard Pack	Stock (X) or Minimum Order Qty.	Gates Item No.	List Price Per Ft.
(In.)	(mm)	(In.)	(mm)	(psi)	(MPa)	(In. Hg)	(mm Hg)	(In.)	(mm)	(Lbs.)	(Kg)				
1-1/2	38.1	2.07	52.6	150	1.03	30.0	762	9.0	229	1.13	.51	100 ft.	400 ft.	4693-0105	\$23.43
2	50.8	2.60	66.0	150	1.03	30.0	762	12.0	305	1.46	.66	100 ft.	X	4693-0110	31.05
2-1/2	63.5	2.85	72.4	125	.86	30.0	762	15.0	381	1.77	.80	100 ft.	400 ft.	4693-0116	36.84
3	76.2	3.52	89.4	125	.86	30.0	762	18.0	457	2.20	1.00	100 ft.	X	4693-0125	41.40
4	101.6	4.55	115.6	75	.52	30.0	762	24.0	610	2.96	1.34	100 ft.	X	4693-0135	51.86
6	152.4	6.74	171.2	50	.34	25.0	635	36.0	914	5.61	2.54	50 ft.	200 ft.	4693-0160	81.59

**RECOMMENDED FOR:** Animal fat, vegetable oil and other edible oils at temperatures up to 180°F requiring FDA sanitary hose. Also for soybeans, vinegar, mustard, cider, salad dressings and other acetic acid applications.

**TEMPERATURE:** -40°F to +180°F (-40°C to +82°C) continuous service.

**CONSTRUCTION:** **Tube:** Type A<sub>2</sub> (Neoprene). Sanitary FDA. White. 1/8" thick.  
**Reinforcement:** Synthetic, high tensile textile with steel wire helix.  
**Cover:** Type A (Neoprene). Tan corrugated with burgundy spiral stripe.

**COUPLINGS:** 5\*, 6\*, 7\*, 8 or 49. Reference pages 118-128.  
\*Can be used only at 50% of rated working pressure.

**PACKAGING:** All lengths coiled and wrapped in polyethylene.

**BRANDING:** Continuous transfer label. Example: "Gates 692SB Edible Fats-Oils Transfer Meets FDA 125 PSI (.86MPa) Made In U.S.A."

**SPECIAL ORDER REQUIREMENTS:** Special production runs require minimum order quantities of 400 feet for sizes through 4" and 200 feet for sizes above 4".

**REMNANT LENGTHS:** Remnant lengths are sometimes available in popular sizes at a discount. Contact Denver Industrial Hose Marketing for pricing, order requirements and availability.

**STANDARDS:** Tube meets FDA requirements, 3A Standards and USDA.

Due to continual product improvements, Gates reserves the right to alter specs and prices without prior notice.



**Industrial Hose  
Products/List Prices**



39496-000  
July 1, 2006  
Supersedes 39496-000  
January 17, 2005

**Food and Beverage Hose**

**610W  
(Bulk Commodity)  
(Specification 3132D)**

Nom. I.D.		Nom. O.D.		Max. W.P.		Suction		Min. Bend Radius		Wt. Per Ft.		Standard Pack	Stock (X) or Minimum Order Qty.	Gates Item No.	List Price Per Ft.
(In.)	(mm)	(In.)	(mm)	(psi)	(MPa)	(In. Hg)	(mm Hg)	(In.)	(mm)	(Lbs.)	(Kg)				
4	101.6	4.56	115.8	40	.28	—	—	48.0	1219	2.22	1.01	100 ft.	X	3132-0782	\$36.67
5	127.0	5.56	141.2	30	.21	—	—	60.0	1524	2.73	1.24	100 ft.	X	3132-0793	47.18
6	152.4	6.56	166.6	25	.17	—	—	72.0	1829	3.25	1.47	100 ft.	X	3132-0797	57.63

**RECOMMENDED FOR:** Pneumatic transfer of flour and other dry foods requiring hose with a sanitary FDA tube.

**TEMPERATURE:** -40°F to +150°F (-40°C to +66°C) continuous service.

**CONSTRUCTION:** **Tube:** Type D<sub>2</sub> (Natural Rubber). Sanitary FDA. White. 3/16" thick.  
**Reinforcement:** Synthetic, high tensile textile with static conductor.  
**Cover:** Type D<sub>3</sub> (Natural Rubber). Gray with burgundy spiral stripe.

**COUPLINGS:** . Reference pages 118-128.

**PACKAGING:** 100' length coiled and wrapped in polyethylene.

**BRANDING:** Continuous transfer label. Example: “ 610W Dry Food Transfer Meets FDA 40 PSI (.28MPa) WP Made In U.S.A.”

**SPECIAL ORDER REQUIREMENTS:** Special production runs require minimum order quantities of 400 feet for sizes through 4" and 200 feet for sizes above 4". If a special transfer label is required, contact Denver Industrial Hose Marketing for minimum quantity.

**Specific cut lengths available through the Cut Length Program. Contact Customer Service for details.**


**REMNANT LENGTHS:** Remnant lengths are sometimes available in popular sizes at a discount. Contact Denver Industrial Hose Marketing for pricing, order requirements and availability.

**STANDARDS:** Tube meets FDA requirements.

Due to continual product improvements, Gates reserves the right to alter specs and prices without prior notice.



**Industrial Hose  
Products/List Prices**



39496-000  
July 1, 2006  
Supersedes 39496-000  
January 17, 2005

**Food and Beverage Hose**

**Master-Flex® 200CL**

(Specification 7744)

Nom. I.D.		Nom. O.D.		Max. W.P.*		Suction*		Min. Bend Radius		Wt. Per Ft.		Standard Pack	Stock (X) or Minimum Order Qty.	Gates Item No.	List Price Per Ft.
		(in.)	(mm)	(psi)	(MPa)	(in. Hg.)	(mm Hg)	(in.)	(mm)	(Lbs.)	(Kg)				
1	25.4	1.29	32.8	100	.69	28.0	711	3.0	76	.30	.14	100 ft.	X	7744-4101	\$3.64
1-1/4	31.8	1.56	39.6	90	.62	28.0	711	4.0	102	.38	.17	100 ft.	X	7744-4102	4.61
1-1/2	38.1	1.84	46.7	90	.62	28.0	711	5.0	127	.48	.22	100 ft.	X	7744-4103	5.04
2	50.8	2.39	60.7	70	.48	28.0	711	6.0	152	.70	.32	100 ft.	X	7744-4104	7.68
2-1/2	63.5	2.92	74.2	65	.45	28.0	711	8.0	203	.97	.44	100 ft.	X	7744-4105	10.96
3	76.2	3.46	87.9	60	.41	28.0	711	9.0	229	1.27	.58	100 ft.	X	7744-4106	13.99
4	101.6	4.56	115.8	50	.34	28.0	711	12.0	305	2.00	.91	100 ft.	X	7744-4107	24.07

\*Working pressure and suction at +72°F (+22°C).

**RECOMMENDED FOR:** Transfer of bulk food products via suction, pneumatic or gravity systems where sanitary hose is required.

**TEMPERATURE:** -10°F to +130°F (-23°C to +55°C) continuous service.

**CONSTRUCTION:** **Tube:** Type G (PVC). Sanitary FDA. Clear.  
**Reinforcement:** Rigid thermoplastic reinforcement.  
**Cover:** Smooth. Clear.

**COUPLINGS:** 1, 6, 7 or 49. Reference pages 118-128.

**PACKAGING:** All lengths coiled and wrapped in polyethylene.

**BRANDING:** Unlabeled.

**SPECIAL ORDER REQUIREMENTS:** None.

**REMNANT LENGTHS:** None.

**STANDARDS:** Meets FDA requirements, 3A Standards and USDA.

Due to continual product improvements, Gates reserves the right to alter specs and prices without prior notice.



**Industrial Hose  
Products/List Prices**



39496-000  
July 1, 2006  
Supersedes 39496-000  
January 17, 2005

**Food and Beverage Hose**

**Master-Flex® 201CR**

(Specification 7744)

Nom. I.D.		Nom. O.D.		Max. W.P.*		Suction*		Min. Bend Radius		Wt. Per Ft.		Standard Pack	Stock (X) or Minimum Order Qty.	Gates Item No.	List Price Per Ft.
						(In. Hg.)	(mm Hg)	(In.)	(mm)	(Lbs.)	(Kg)				
1	25.4	1.26	32.0	40	.28	28.0	711	2.0	51	.14	.06	100 ft.	X	7744-4301	\$3.32
1-1/4	31.8	1.61	40.9	50	.34	28.0	711	3.0	76	.31	.14	100 ft.	X	7744-4302	3.59
1-1/2	38.1	1.82	46.2	50	.34	28.0	711	3.0	76	.37	.17	100 ft.	X	7744-4303	4.22
2	50.8	2.44	62.0	40	.28	28.0	711	4.0	102	.57	.26	100 ft.	X	7744-4304	5.82
2-1/2	63.5	2.98	75.7	40	.28	28.0	711	5.0	127	.77	.35	100 ft.	X	7744-4305	9.38
3	76.2	3.54	89.9	35	.24	28.0	711	6.0	152	1.04	.47	100 ft.	X	7744-4306	12.11
4	101.6	4.65	118.1	35	.24	28.0	711	8.0	203	1.65	.75	100 ft.	X	7744-4307	22.07

\*Working pressure and suction at +72°F (+22°C).

**RECOMMENDED FOR:** Transfer of bulk food products via suction, pneumatic or gravity systems where sanitary hose is required.

**TEMPERATURE:** -10°F to +130°F (-23°C to +55°C) continuous service.

**CONSTRUCTION:** **Tube:** Type G (PVC). Sanitary FDA. Clear.  
**Reinforcement:** Rigid thermoplastic helix. Clear.  
**Cover:** Corrugated. Clear.

**COUPLINGS:** , , or . Reference pages 118-128.

**PACKAGING:** All lengths coiled and wrapped in polyethylene.

**BRANDING:** Unlabeled.

**SPECIAL ORDER REQUIREMENTS:** None.

**REMNANT LENGTHS:** None.

**STANDARDS:** Meets FDA requirements and USDA.

Due to continual product improvements, Gates reserves the right to alter specs and prices without prior notice.



**Industrial Hose  
Products/List Prices**



39496-000  
July 1, 2006  
Supersedes 39496-000  
January 17, 2005

**Food and Beverage Hose**

**Master-Flex® 202SW**

(Specification 7744)

Nom. I.D.		Nom. O.D.		Max. W.P.*		Suction*		Min. Bend Radius		Wt. Per Ft.		Standard Pack	Stock (X) or Minimum Order Qty.	Gates Item No.	List Price Per Ft.
(In.)	(mm)	(In.)	(mm)	(psi)	(MPa)	(In. Hg.)	(mm Hg)	(In.)	(mm)	(Lbs.)	(Kg)				
2	50.8	2.37	60.2	40	.28	28.0	711	4.0	102	.48	.22	100 ft.	X	7744-4420	\$10.86
2-1/2	63.5	3.01	76.5	40	.28	28.0	711	4.0	102	.92	.42	100 ft.	X	7744-4425	14.26
3	76.2	3.05	77.5	35	.24	28.0	711	6.0	152	1.02	.46	100 ft.	X	7744-4430	19.02
4	101.6	4.54	115.3	35	.24	28.0	711	8.0	203	1.36	.62	100 ft.	X	7744-4440	27.27

\*Working pressure and suction at +72°F (+22°C).

**RECOMMENDED FOR:** Transfer of bulk food products via suction, pneumatic or gravity systems where sanitary hose is required. Used in pneumatic conveying systems for powders, pellets or granular materials where a static conductive hose is needed.

**TEMPERATURE:** -10°F to +130°F (-23°C to +55°C) continuous service.

**CONSTRUCTION:** **Tube:** Type G (PVC). Sanitary FDA. Clear.  
**Reinforcement:** Rigid thermoplastic helix. Clear. Embedded static wire to prevent a build up of static electricity.

**COUPLINGS:** 1, 6, 7 or 49. Reference pages 118-128.

**PACKAGING:** All lengths coiled and wrapped in polyethylene.

**BRANDING:** Unlabeled.

**SPECIAL ORDER REQUIREMENTS:** None.

**REMNANT LENGTHS:** None.

**STANDARDS:** Meets FDA requirements and USDA.

Due to continual product improvements, Gates reserves the right to alter specs and prices without prior notice.



**Industrial Hose  
Products/List Prices**



39496-000  
July 1, 2006  
Supersedes 39496-000  
January 17, 2005

**Food and Beverage Hose**

**Tufflex® Food**

(Specification 7744)

Nom. I.D.	Nom. O.D.		Max. W.P.*	Suction*		Min. Bend Radius	Wt. Per Ft.		Standard	Stock (X) or Minimum Order Qty.	Gates Item No.	List Price Per Ft.
	(in.)	(mm)		(in. Hg.)	(mm Hg)		(Lbs.)	(Kg)				
1/4	6.4	.47	250	1.72	—	—	.07	.03	300 ft.	X	7744-4501	\$ .78
3/8	9.5	.63	200	1.38	—	—	.09	.04	300 ft.	X	7744-4502	1.05
1/2	12.7	.75	200	1.38	—	—	.14	.06	300 ft.	X	7744-4503	1.25
5/8	15.9	.88	200	1.38	—	—	.16	.07	300 ft.	X	7744-4504	1.60
3/4	19.1	1.03	150	1.03	—	—	.21	.10	300 ft.	X	7744-4505	1.88
1	25.4	1.31	125	.86	—	—	.32	.15	100 ft.	X	7744-4506	3.13
1-1/4	31.8	1.75	100	.69	—	—	.61	.28	100 ft.	1,000 ft.	7744-4507	5.66
1-1/2	38.1	2.00	75	.52	—	—	.72	.33	100 ft.	1,000 ft.	7744-4508	7.42
2	50.8	2.50	75	.52	—	—	1.00	.45	100 ft.	1,000 ft.	7744-4509	10.35

\*Working pressure and suction at +72°F (+22°C).

**RECOMMENDED FOR:** Transferring compressed liquid and air in food and beverage applications. Approved for use in USDA meat and poultry plants. Non-toxic, FDA formula approved for food processing. Also suitable for potable water transfer.

**TEMPERATURE:** -10°F to +130°F (-23°C to +55°C) continuous service.

**CONSTRUCTION:** **Tube:** Type G (PVC). Non-toxic. Clear.  
**Reinforcement:** Synthetic reinforcement.  
**Cover:** Type G (PVC). Non-toxic. Clear.

**COUPLINGS:** Stainless Steel Food Grade.

**PACKAGING:** All lengths coiled and wrapped in polyethylene.

**BRANDING:** “Made In Japan”

**SPECIAL ORDER REQUIREMENTS:** Special production runs require minimum order quantities of 1,000 feet per size. No deviations allowed to above product.

**REMNANT LENGTHS:** None.

**STANDARDS:** Meets FDA requirements and USDA.

Due to continual product improvements, Gates reserves the right to alter specs and prices without prior notice.



**Industrial Hose  
Products/List Prices**



39496-000  
July 1, 2006  
Supersedes 39496-000  
January 17 2005

**Marine Hose**

**75W**  
**(Standard Wall Coolant)**  
**(Specification 4175EC)**

Nom. I.D.		Nom. O.D.		Max. W.P.		Suction		Min. Bend Radius		Wt. Per Ft.		Standard Pack	Stock (X) or Minimum Order Qty.	Gates Item No.	List Price Per Ft.
(In.)	(mm)	(In.)	(mm)	(psi)	(MPa)	(In. Hg.)	(mm Hg.)	(In.)	(mm)	(Lbs.)	(Kg)				
3/4	19.1	1.17	29.7	80	.55	5.0	127	6.0	152	.37	.17	50 ft.	X	4175-0855	\$7.62
7/8	22.2	1.25	31.8	75	.52	7.0	178	7.0	178	.39	.18	50 ft.	X	4175-0856	7.78
1	25.4	1.38	35.1	140	.97	7.0	178	8.0	203	.42	.19	50 ft.	X	4175-0857	8.88
1-1/8	28.6	1.50	38.1	125	.86	6.0	152	8.0	203	.47	.21	50 ft.	X	4175-0859	9.28
1-1/4	31.8	1.63	41.4	100	.69	5.0	127	12.0	305	.51	.23	50 ft.	X	4175-0861	9.74
1-3/8	34.9	1.74	44.5	100	.69	4.0	102	12.0	305	.55	.25	50 ft.	X	4175-0863	10.38
1-1/2	38.1	1.88	47.8	100	.69	3.0	76	12.0	305	.51	.23	50 ft.	X	4175-0865	10.71
1-5/8	41.3	2.00	50.8	90	.62	2.0	51	15.0	381	.63	.29	50 ft.	X	4175-0867	11.06
1-3/4	44.5	2.13	54.1	75	.52	1.0	25	15.0	381	.67	.30	50 ft.	X	4175-0869	11.27
1-7/8	47.6	2.25	57.2	75	.52	—	—	—	—	.72	.33	50 ft.	X	4175-0871	11.55
2	50.8	2.39	60.7	60	.41	—	—	—	—	.76	.35	50 ft.	X	4175-0872	12.20
2-1/8	54.0	2.51	63.8	60	.41	—	—	—	—	.79	.36	50 ft.	400 ft.	4175-0873	13.04
2-1/4	57.2	2.64	67.1	60	.41	—	—	—	—	.84	.38	50 ft.	X	4175-0874	13.28
2-3/8	60.3	2.76	70.1	60	.41	—	—	—	—	.88	.40	50 ft.	X	4175-0875	13.44
2-1/2	63.5	2.89	73.4	60	.41	—	—	—	—	.92	.42	50 ft.	X	4175-0876	14.05
2-5/8	66.7	3.02	76.7	60	.41	—	—	—	—	.96	.44	50 ft.	400 ft.	4175-0877	15.59
2-3/4	69.9	3.14	79.8	60	.41	—	—	—	—	1.00	.45	50 ft.	X	4175-0878	16.60
2-7/8	73.0	3.26	82.8	60	.41	—	—	—	—	1.04	.47	50 ft.	400 ft.	4175-0879	16.88
3	76.2	3.39	86.1	50	.34	—	—	—	—	1.10	.50	50 ft.	X	4175-0880	17.46
3-1/2	88.9	3.89	98.8	20	.14	—	—	—	—	1.26	.57	50 ft.	X	4175-0883	19.52
4	101.6	4.39	111.5	12	.08	—	—	—	—	1.43	.65	50 ft.	X	4175-0886	22.60
4-1/2	114.3	4.89	124.2	12	.08	—	—	—	—	1.60	.73	50 ft.	X	4175-0889	25.20

**RECOMMENDED FOR:** Open end water discharge applications and coolant connections on marine and stationary engines.

**TEMPERATURE:** -40°F to +257°F (-40°C to +125°C) continuous service.

**CONSTRUCTION:** **Tube:** Type P (EPDM). Black.  
**Reinforcement:** Multiple plies of synthetic fabric.  
**Cover:** Type P (EPDM). Black with white spiral stripe. Heat and ozone resistant.

**COUPLINGS:** [5], [6], or [7]. Reference pages 118-128.

**PACKAGING:** 50' length coiled and wrapped in polyethylene.  
50' carton: 7/8" through 1" sizes only.

**BRANDING:** Continuous transfer label. Example: “ 75W 2-1/2 60 PSI WP Made In U.S.A.”

**SPECIAL ORDER REQUIREMENTS:** Special production runs require minimum order quantities of 400 feet for sizes through 4” and 200 feet for sizes above 4”. If a special transfer label is required, contact Denver Industrial Hose Marketing for minimum quantity.

**REMNANT LENGTHS:** Remnant lengths are sometimes available in popular sizes at a discount. Contact Denver Industrial Hose Marketing for pricing, order requirements and availability.

**STANDARDS:** Meets SAE 20R1, Class D-2, tube and cover, standard wall.  
**Cover:** RMA (Class C) Limited oil resistance.

Due to continual product improvements, Gates reserves the right to alter specs and prices without prior notice.





**Industrial Hose  
Products/List Prices**



39496-000  
July 1, 2006  
Supersedes 39496-000  
January 17 2005

**Marine Hose**

**76W  
(Heavy Wall Coolant)  
(Specification 4176HD)**

Nom. I.D. (In.)	(mm)	Nom. O.D. (In.)	(mm)	Max. W.P. (psi)	(MPa)	Suction (In. Hg.)	(mm Hg)	Min. Bend Radius (In.)	(mm)	Wt. Per Ft. (Lbs.)	(Kg)	Standard Pack	Stock (X) or Minimum Order Qty.	Gates Item No.	List Price Per Ft.
7/8	22.2	1.38	35.1	175	1.21	15.0	381	7.0	178	.58	.26	50 ft.	X	4176-0856	\$10.22
1	25.4	1.50	38.1	175	1.21	10.0	254	8.0	203	.59	.27	50 ft.	X	4176-0857	10.74
1-1/8	28.6	1.63	41.4	175	1.21	10.0	254	8.0	203	.64	.29	50 ft.	X	4176-0859	11.43
1-1/4	31.8	1.74	44.5	125	.86	10.0	254	12.0	305	.70	.32	50 ft.	X	4176-0861	12.11
1-3/8	34.9	1.88	47.8	110	.76	10.0	254	12.0	305	.76	.35	50 ft.	X	4176-0863	12.90
1-1/2	38.1	2.00	50.8	112	.77	10.0	254	12.0	305	.81	.37	50 ft.	X	4176-0865	13.32
1-5/8	41.3	2.13	54.1	106	.73	7.0	178	14.0	356	.87	.40	50 ft.	X	4176-0867	14.10
1-3/4	44.5	2.25	57.2	100	.69	5.0	127	15.0	381	.93	.42	50 ft.	X	4176-0869	14.54
1-7/8	47.6	2.38	60.5	94	.65	4.0	102	—	—	.98	.45	50 ft.	400 ft.	4176-0871	15.47
2	50.8	2.50	63.5	88	.61	3.0	76	—	—	1.04	.47	50 ft.	X	4176-0872	16.74
2-1/4	57.2	2.74	69.9	88	.61	1.0	25	—	—	1.15	.52	50 ft.	X	4176-0874	19.07
2-3/8	60.3	2.88	73.2	81	.56	—	—	—	—	1.21	.55	50 ft.	400 ft.	4176-0875	20.97
2-1/2	63.5	3.00	76.2	75	.52	—	—	—	—	1.27	.58	50 ft.	X	4176-0876	22.81
2-5/8	66.7	3.13	79.5	69	.48	—	—	—	—	1.32	.60	50 ft.	400 ft.	4176-0877	23.96
2-3/4	69.9	3.25	82.6	63	.43	—	—	—	—	1.37	.62	50 ft.	X	4176-0878	25.13
2-7/8	73.0	3.38	85.9	63	.43	—	—	—	—	1.43	.65	50 ft.	400 ft.	4176-0879	25.60
3	76.2	3.50	88.9	63	.43	—	—	—	—	1.49	.68	50 ft.	X	4176-0880	25.69
3-1/2	88.9	4.00	101.6	50	.34	—	—	—	—	1.71	.78	50 ft.	X	4176-0883	31.63
4	101.6	4.50	114.3	38	.26	—	—	—	—	1.95	.89	50 ft.	X	4176-0886	35.55

**RECOMMENDED FOR:** Water discharge at higher pressures than are possible with 75W and for heavy duty use on coolant connections on marine and stationary engines.

**TEMPERATURE:** -40°F to +257°F (-40°C to +125°C) continuous service.

**CONSTRUCTION:** **Tube:** Type P (EPDM). Black.  
**Reinforcement:** Multiple plies of synthetic fabric.  
**Cover:** Type P (EPDM). Black. Heat and ozone resistant.

**COUPLINGS:** , , , or . Reference pages 118-128.

**PACKAGING:** 50' length coiled and wrapped in polyethylene.  
50' carton: 7/8" size only.

**BRANDING:** Continuous transfer label. Example: “ 76W 2-1/2 75 PSI WP Made In U.S.A.”

**SPECIAL ORDER REQUIREMENTS:** Special production runs require minimum order quantities of 400 feet per size. If a special transfer label is required, contact Denver Industrial Hose Marketing for minimum quantity.

**REMNANT LENGTHS:** Remnant lengths are sometimes available in popular sizes at a discount. Contact Denver Industrial Hose Marketing for pricing, order requirements and availability.

**STANDARDS:** Meets SAE 20R1, Class D-2, tube and cover, heavy wall.  
**Cover:** RMA (Class C) Limited oil resistance.

Due to continual product improvements, Gates reserves the right to alter specs and prices without prior notice.



**Industrial Hose  
Products/List Prices**



39496-000  
July 1, 2006

New

**Marine Hose**

**Engine Coolant  
(Oil Resistant-Softwall)  
(Specification 4169A)**

Nom. I.D.		Nom. O.D.		Max. W.P.		Suction		Min. Bend Radius		Wt. Per Ft.		Standard Pack	Stock (X) or Minimum Order Qty.	Gates Item No.	List Price Per Ft.
						(In. Hg)	(mm Hg)	(In.)	(mm)	(Lbs.)	(Kg)				
3/4	19.1	1.17	29.7	150	1.03	—	—	6.0	152	.34	.15	3 ft.	X	4169-0210	\$10.21
7/8	22.2	1.30	33.0	150	1.03	—	—	7.0	178	.38	.17	3 ft.	X	4169-0220	10.48
1	25.4	1.42	36.1	135	.93	—	—	8.0	203	.43	.20	3 ft.	X	4169-0224	10.69
1-1/8	28.6	1.55	39.4	135	.93	—	—	8.0	203	.48	.22	3 ft.	X	4169-0240	11.07
1-1/4	31.8	1.67	42.4	135	.93	—	—	10.0	254	.51	.23	3 ft.	X	4169-0246	11.72
1-3/8	34.9	1.80	45.7	100	.69	—	—	12.0	305	.56	.25	3 ft.	X	4169-0260	12.38
1-1/2	38.1	1.92	48.8	100	.69	—	—	12.0	305	.60	.27	3 ft.	X	4169-0270	12.83
1-5/8	41.3	2.05	52.1	85	.59	—	—	15.0	381	.63	.29	3 ft.	X	4169-0280	13.52
1-3/4	44.5	2.17	55.1	75	.52	—	—	15.0	381	.68	.31	3 ft.	X	4169-0288	13.97
1-7/8	47.6	2.30	58.4	75	.52	—	—	—	—	.73	.33	3 ft.	X	4169-0300	14.86
2	50.8	2.42	61.5	60	.41	—	—	—	—	.77	.35	3 ft.	X	4169-0484	15.21
2-1/8	54.0	2.55	64.8	60	.41	—	—	—	—	.82	.37	3 ft.	X	4169-0320	16.24
2-1/4	57.2	2.67	67.8	60	.41	—	—	—	—	.85	.39	3 ft.	X	4169-0491	16.97
2-3/8	60.3	2.80	71.1	60	.41	—	—	—	—	.89	.40	3 ft.	X	4169-0340	17.45
2-1/2	63.5	2.92	74.2	60	.41	—	—	—	—	.94	.43	3 ft.	X	4169-0345	18.62
2-5/8	66.7	3.05	77.5	60	.41	—	—	—	—	.98	.45	3 ft.	X	4169-0360	20.21
2-3/4	69.9	3.17	80.5	60	.41	—	—	—	—	1.03	.47	3 ft.	X	4169-0362	21.48
2-7/8	73.0	3.30	83.8	55	.38	—	—	—	—	1.07	.49	3 ft.	200 ft.	4169-0376	21.93
3	76.2	3.42	86.9	50	.34	—	—	—	—	1.10	.50	3 ft.	X	4169-0383	22.69
3-1/4	82.6	3.67	93.2	35	.24	—	—	—	—	1.19	.54	3 ft.	200 ft.	4169-0402	24.03
3-1/2	88.9	3.92	99.6	10	.07	—	—	—	—	1.28	.58	3 ft.	X	4169-0420	25.28
4	101.6	4.42	112.3	10	.07	—	—	—	—	1.46	.66	3 ft.	X	4169-0425	29.31
4-1/2	114.3	4.92	125.0	10	.07	—	—	—	—	1.62	.73	3 ft.	200 ft.	4169-0433	32.83

**RECOMMENDED FOR:** Open end water discharge applications and coolant connections on marine and stationary engines where oil resistance is required.

**TEMPERATURE:** -40°F to +212°F (-40°C to +100°C) continuous service.

**CONSTRUCTION:** **Tube:** Type C (Nitrile). Black. Oil and heat resistant.  
**Reinforcement:** Two plies of synthetic fabric.  
**Cover:** Type A (Neoprene). Black.

**COUPLINGS:** 1, 5, 6, or 7. Reference pages 118-128.

**PACKAGING:** 3' per carton.

**BRANDING:** Continuous transfer label. Example: "Gates 4169A 3/4 150 PSI WP MADE IN USA"

**SPECIAL ORDER REQUIREMENTS:** Special production runs require minimum order quantities of 200 feet.

**REMNANT LENGTHS:** None.

**STANDARDS:** Meets requirements of SAE 20R1.  
**Tube:** RMA (Class B) Medium oil resistance.  
**Cover:** RMA (Class C) Limited oil resistance.

Due to continual product improvements, Gates reserves the right to alter specs and prices without prior notice.



**Industrial Hose  
Products/List Prices**



39496-000  
July 1, 2006

New

**Marine Hose**

**Engine Coolant  
(Wire Inserted–Hardwall)  
(Specification 4685WG)**

Nom. I.D.		Nom. O.D.		Max. W.P.		Suction		Min. Bend Radius		Wt. Per Ea.		Standard Pack	Stock (X) or Minimum Order Qty.	Gates Item No.	List Price Per Ea.
(In.)	(mm)	(In.)	(mm)	(psi)	(MPa)	(In. Hg)	(mm Hg)	(In.)	(mm)	(Lbs.)	(Kg)				
1	25.4	1.46	37.1	100	.69	25.0	635	2.0	51	2.50	1.13	5 ft.	X	4685-2016	\$105.66
1-1/8	28.6	1.58	40.1	100	.69	25.0	635	2.5	64	2.75	1.25	5 ft.	X	4685-2018	111.22
1-1/4	31.8	1.71	43.4	100	.69	25.0	635	2.5	64	3.00	1.36	5 ft.	X	4685-2020	120.24
1-3/8	34.9	1.83	46.5	85	.59	25.0	635	3.0	76	3.25	1.47	5 ft.	X	4685-2022	121.91
1-1/2	38.1	1.96	49.8	85	.59	20.0	508	3.5	89	3.50	1.59	5 ft.	X	4685-2024	123.69
1-5/8	41.3	2.08	52.8	75	.52	20.0	508	3.5	89	3.75	1.70	5 ft.	X	4685-2026	137.50
1-3/4	44.5	2.21	56.1	75	.52	20.0	508	4.0	102	4.00	1.81	5 ft.	X	4685-2028	147.41
1-7/8	47.6	2.33	59.2	60	.41	20.0	508	4.5	114	4.25	1.93	5 ft.	X	4685-2030	150.53
2	50.8	2.46	62.5	60	.41	20.0	508	5.0	127	4.75	2.16	5 ft.	X	4685-2032	155.64
2-1/8	54.0	2.58	65.5	55	.38	20.0	508	5.5	140	5.05	2.29	5 ft.	X	4685-2034	159.43
2-1/4	57.2	2.71	68.8	55	.38	20.0	508	6.0	152	5.30	2.40	5 ft.	X	4685-2036	163.11
2-3/8	60.3	2.83	71.9	50	.34	20.0	508	6.5	165	5.55	2.52	5 ft.	X	4685-2038	171.01
2-1/2	63.5	2.96	75.2	50	.34	20.0	508	6.5	165	5.80	2.63	5 ft.	X	4685-2040	180.03
2-5/8	66.7	3.08	78.2	40	.28	15.0	381	7.0	178	6.05	2.74	5 ft.	X	4685-2042	182.48
2-3/4	69.9	3.21	81.5	40	.28	15.0	381	7.5	191	6.30	2.86	5 ft.	X	4685-2044	193.61
2-7/8	73.0	3.33	84.6	40	.28	15.0	381	9.0	229	6.60	2.99	5 ft.	X	4685-2046	198.18
3	76.2	3.43	87.1	40	.28	15.0	381	9.0	229	6.85	3.11	5 ft.	X	4685-2048	205.19
3-1/2	88.9	3.93	99.8	35	.24	15.0	381	12.0	305	7.90	3.58	5 ft.	X	4685-2056	229.13
4	101.6	4.43	112.5	30	.21	10.0	254	20.0	508	8.95	4.06	5 ft.	X	4685-2064	249.50
5	127.0	5.43	137.9	15	.10	5.0	127	24.0	610	13.45	6.10	5 ft.	X	4685-2080	329.33
6	152.4	6.43	163.3	15	.10	5.0	127	—	—	16.00	7.26	5 ft.	X	4685-2096	372.09

**RECOMMENDED FOR:** Open end water discharge applications and coolant on marine and stationary engines where tight bends or suction capability are required.

**TEMPERATURE:** -40°F to +257°F (-40°C to +125°C) continuous service.

**CONSTRUCTION:** **Tube:** Type P (EPDM). Black.  
**Reinforcement:** Multiple plies of synthetic fabric and two built-in helical steel wires.  
**Cover:** Type P (EPDM). Black with green spiral stripe.

**COUPLINGS:** , , , or . Reference pages 118-128.

**PACKAGING:** 5' per carton.

**BRANDING:** Continuous transfer label. Example: “ 24916 GREEN STRIPE® WIGS COOLANT & AIR 1” I.D. (25.4mm) MADE IN USA”

**SPECIAL ORDER REQUIREMENTS:** Special production runs require minimum order quantities of 200 feet.

**REMNANT LENGTHS:** None.

**STANDARDS:** Meets requirements of SAE 20R2 (20R5 Burst).  
**Tube:** Meets D-1, D-2 and D-3 (except D-2 oil swell).  
**Cover:** Meets D-1, D-2 and D-3.

Due to continual product improvements, Gates reserves the right to alter specs and prices without prior notice.



**Industrial Hose  
Products/List Prices**



39496-000  
July 1, 2006

New

**Marine Hose**

**Engine Coolant  
(Silicone)  
(Specification 4171)**

Nom. I.D.		Nom. O.D.		Max. W.P.		Suction		Min. Bend Radius		Wt. Per Ft.		Standard Pack	Stock (X) or Minimum Order Qty.	Gates Item No.	List Price Per Ft.
(In.)	(mm)	(In.)	(mm)	(psi)	(MPa)	(In. Hg)	(mm Hg)	(In.)	(mm)	(Lbs.)	(Kg)				
3/8	9.5	.74	18.8	110	.76	—	—	—	—	.19	.09	10 ft.	X	4171-0195	\$21.07
1/2	12.7	.87	22.1	110	.76	—	—	—	—	.23	.10	10 ft.	X	4171-0197	24.03
5/8	15.9	.99	25.2	110	.76	—	—	—	—	.27	.12	10 ft.	X	4171-0204	25.76
3/4	19.1	1.12	28.5	110	.76	—	—	—	—	.31	.14	10 ft.	X	4171-0206	28.45
7/8	22.2	1.24	31.5	110	.76	—	—	—	—	.35	.16	10 ft.	X	4171-0210	30.45
1	25.4	1.37	34.8	90	.62	—	—	—	—	.40	.18	10 ft.	X	4171-0213	32.14
1-1/8	28.6	1.50	38.1	90	.62	—	—	—	—	.44	.20	10 ft.	X	4171-0217	33.93
1-1/4	31.8	1.63	41.4	85	.59	—	—	—	—	.48	.22	10 ft.	X	4171-0265	35.93
1-3/8	34.9	1.75	44.5	85	.59	—	—	—	—	.52	.24	10 ft.	X	4171-0260	37.83
1-1/2	38.1	1.88	47.8	85	.59	—	—	—	—	.57	.26	10 ft.	X	4171-0270	39.69
1-5/8	41.3	2.00	50.8	80	.55	—	—	—	—	.61	.28	10 ft.	X	4171-0275	41.69
1-3/4	44.5	2.13	54.1	80	.55	—	—	—	—	.65	.29	10 ft.	X	4171-0280	43.72
2	50.8	2.38	60.5	75	.52	—	—	—	—	.73	.33	10 ft.	X	4171-0285	47.38
2-1/8	54.0	2.51	63.8	75	.52	—	—	—	—	.77	.35	10 ft.	X	4171-0224	50.03
2-1/4	57.2	2.63	66.8	75	.52	—	—	—	—	.81	.37	10 ft.	X	4171-0223	52.66
2-3/8	60.3	2.75	69.9	65	.45	—	—	—	—	.85	.39	10 ft.	X	4171-0229	53.97
2-1/2	63.5	2.88	73.2	65	.45	—	—	—	—	.89	.40	10 ft.	X	4171-0234	55.97
2-3/4	69.9	3.13	79.5	50	.34	—	—	—	—	.97	.44	10 ft.	X	4171-0238	60.14
3	76.2	3.38	85.9	50	.34	—	—	—	—	1.05	.48	10 ft.	X	4171-0246	67.14
3-1/4	82.6	3.63	92.2	40	.28	—	—	—	—	1.14	.52	10 ft.	X	4171-0249	74.24
3-1/2	88.9	3.88	98.6	35	.24	—	—	—	—	1.23	.56	10 ft.	X	4171-0241	80.07
3-3/4	95.3	4.13	104.9	35	.24	—	—	—	—	1.32	.60	10 ft.	200 ft.	4171-0835	84.07
4	101.6	4.38	111.3	35	.24	—	—	—	—	1.40	.64	10 ft.	X	4171-0290	89.28
4-1/2	114.3	4.88	124.0	25	.17	—	—	—	—	1.56	.71	10 ft.	X	4171-0295	99.97

**RECOMMENDED FOR:** Open end water discharge and coolant connections on marine and stationary engines where extremely high and low temperature resistance is required.

**TEMPERATURE:** -65°F to +347°F (-54°C to +175°C) continuous service.

**CONSTRUCTION:** **Tube:** Type MQ (Silicone). Orange  
**Reinforcement:** Multiple plies of synthetic fabric.  
**Cover:** Type MQ (Silicone). Green.

**COUPLINGS:** 1, 5, 6, or 7. Reference pages 118-128.

**PACKAGING:** 10' per carton.

**BRANDING:** Unlabeled.

**SPECIAL ORDER REQUIREMENTS:** Special production runs require minimum order quantities of 200 feet.

**REMNANT LENGTHS:** None.

**STANDARDS:** Meets requirements of SAE 20R1, Class A standard wall.

Due to continual product improvements, Gates reserves the right to alter specs and prices without prior notice.



**Industrial Hose  
Products/List Prices**



39496-000  
July 1, 2006

New

**Marine Hose**

**Heater Hose**  
(Specification 4230T)

Nom. I.D.		Nom. O.D.		Max. W.P.		Suction		Min. Bend Radius		Wt. Per Ft.		Standard Pack	Stock (X) or Minimum Order Qty.	Gates Item No.	List Price Per Ft.
(In.)	(mm)	(In.)	(mm)	(psi)	(MPa)	(In. Hg)	(mm Hg)	(In.)	(mm)	(Lbs.)	(Kg)				
5/16	7.9	.62	15.8	75	.52	25.0	635	2.0	51	.14	.06	REEL	X	4230-0193	\$43.31
3/8	9.5	.69	17.5	75	.52	25.0	635	2.5	64	.16	.07	CARTON	X	4230-0129	51.04
1/2	12.7	.81	20.6	75	.52	25.0	635	3.0	76	.19	.09	REEL	X	4230-0060	57.16
5/8	15.9	.94	23.9	75	.52	25.0	635	4.0	102	.23	.10	REEL	X	4230-0135	64.58
3/4	19.1	1.06	26.9	75	.52	25.0	635	5.0	127	.26	.12	CARTON	X	4230-0134	76.98
1	25.4	1.34	34.0	75	.52	25.0	635	7.0	178	.37	.17	CARTON	X	4230-0150	116.90

**RECOMMENDED FOR:** Standard heater lines and small diameter coolant connections.

**TEMPERATURE:** -40°F to +257°F (-40°C to +125°C) continuous service.

**CONSTRUCTION:** **Tube:** Type P (EPDM). Black. .  
**Reinforcement:** Synthetic high tensile textile cord.  
**Cover:** Type P (EPDM). Black.

**COUPLINGS:**  1,  5,  6, or  7. Reference pages 118-128.

**PACKAGING:** 5/16": Packaged in 600' to 800' reels. Maximum 4 pieces. Minimum length 25'.  
3/8": Packaged 500' per carton. Maximum 2 pieces. Minimum length 25'.  
1/2": Packaged in 600' to 800' reels. Maximum 4 pieces. Minimum length 25'.  
5/8": Packaged 300' per reel. Maximum 2 pieces. Minimum length 25'.  
3/4": Packaged 200' per carton. Maximum 2 pieces. Minimum length 25'.  
1": Packaged 600' per carton. Maximum 2 pieces. Minimum length 25'.

**BRANDING:** Continuous ink brand. Example: " EB 4230T 1 INCH (25.4mm) MADE IN U.S.A."

**SPECIAL ORDER REQUIREMENTS:** Special production runs require minimum order quantities of 25,000 feet.

**REMNANT LENGTHS:** None.

**STANDARDS:** Meets requirements of SAE 20R3 Class D-2 (except durometer and compression set).

Due to continual product improvements, Gates reserves the right to alter specs and prices without prior notice.



39496-000  
July 1, 2006

**Industrial Hose  
Products/List Prices**

New

**Marine Hose**

**Wet Exhaust  
(Softwall)  
(Specification 3137ME)**

Nom. I.D.		Nom. O.D.		Max. W.P.		Suction		Min. Bend Radius		Wt. Per Ea.		Standard Pack	Stock (X) or Minimum Order Qty.	Gates Item No.	List Price Per Ea.
(In.)	(mm)	(In.)	(mm)	(psi)	(MPa)	(In. Hg)	(mm Hg)	(In.)	(mm)	(Lbs.)	(Kg)				
1-1/8	28.6	1.40	35.6	100	.69	—	—	—	—	5.59	2.54	12-1/2 ft.	X	3137-1207	\$145.00
1-1/4	31.8	1.53	38.9	100	.69	—	—	—	—	6.07	2.75	12-1/2 ft.	X	3137-1209	152.25
1-3/8	34.9	1.69	42.9	100	.69	—	—	—	—	6.58	2.98	12-1/2 ft.	X	3137-1213	162.25
1-1/2	38.1	1.78	45.2	100	.69	—	—	—	—	7.12	3.23	12-1/2 ft.	X	3137-1215	167.38
1-5/8	41.3	1.91	48.5	100	.69	—	—	—	—	7.63	3.46	12-1/2 ft.	X	3137-1217	172.88
1-3/4	44.5	2.03	51.6	100	.69	—	—	—	—	8.15	3.70	12-1/2 ft.	X	3137-1219	176.13
1-7/8	47.6	2.19	55.6	100	.69	—	—	—	—	8.63	3.91	12-1/2 ft.	X	3137-1221	180.50
2	50.8	2.32	58.9	100	.69	—	—	—	—	9.18	4.16	12-1/2 ft.	X	3137-1223	190.63
2-1/8	54.0	2.45	62.2	100	.69	—	—	—	—	9.69	4.40	12-1/2 ft.	X	3137-1225	203.75
2-1/4	57.2	2.57	65.3	100	.69	—	—	—	—	10.19	4.58	12-1/2 ft.	X	3137-1227	207.50
2-3/8	60.3	2.69	68.3	100	.69	—	—	—	—	10.70	4.85	12-1/2 ft.	X	3137-1229	210.00
2-1/2	63.5	2.82	71.6	100	.69	—	—	—	—	11.24	5.10	12-1/2 ft.	X	3137-1231	219.50
2-5/8	66.7	2.95	74.9	100	.69	—	—	—	—	11.79	5.35	12-1/2 ft.	X	3137-1233	243.63
2-3/4	69.9	3.09	78.5	100	.69	—	—	—	—	12.29	5.58	12-1/2 ft.	X	3137-1235	259.38
2-7/8	73.0	3.23	82.0	100	.69	—	—	—	—	12.80	5.81	12-1/2 ft.	X	3137-1237	263.75
3	76.2	3.36	85.3	100	.69	—	—	—	—	14.45	6.55	12-1/2 ft.	X	3137-1239	272.88
3-1/2	88.9	3.86	98.0	100	.69	—	—	—	—	16.63	7.54	12-1/2 ft.	X	3137-1245	305.00
4	101.6	4.36	110.7	100	.69	—	—	—	—	18.57	8.42	12-1/2 ft.	X	3137-1249	353.13
4-1/2	114.3	4.86	123.4	100	.69	—	—	—	—	21.14	9.59	12-1/2 ft.	X	3137-1252	393.75
5	127.0	5.37	136.4	100	.69	—	—	—	—	23.35	10.59	12-1/2 ft.	X	3137-1253	466.63
6	152.4	6.38	162.1	100	.69	—	—	—	—	27.74	12.58	12-1/2 ft.	X	3137-1254	606.63

**RECOMMENDED FOR:** Heavy-duty fabric reinforced. Designed for use where wire support is not required. Meets marine water and wet exhaust hose requirements. May be used for engine water circulation, discharge lines, heat exchangers and straight wet exhaust connections. For water applications hose is rated at 100 PSI

**TEMPERATURE:** -40°F to +257°F (-40°C to +125°C) continuous service.

**CONSTRUCTION:** **Tube:** Type P (EPDM). Black.  
**Reinforcement:** Two plies of synthetic fabric.  
**Cover:** Type P (EPDM). Black with blue spiral stripe.

**PACKAGING:** All lengths packaged in poly wrap.

**BRANDING:** Continuous transfer label. Example: “ MARINE WET EXHAUST SOFTWALL 100 PSI WP MADE IN USA”

**SPECIAL ORDER REQUIREMENTS:** Special production runs require minimum order quantities of 200 feet.


**REMNANT LENGTHS:** None.

**STANDARDS:** Meets requirements of SAE J2006 R1.

Due to continual product improvements, Gates reserves the right to alter specs and prices without prior notice.



**Industrial Hose  
Products/List Prices**



39496-000  
July 1, 2006

New

**Marine Hose**

**Wet Exhaust  
(Hardwall)  
(Specification 4686ME)**

Nom. I.D.		Nom. O.D.		Max. W.P.		Suction		Min. Bend Radius		Wt. Per Ea.		Standard Pack	Stock (X) or Minimum Order Qty.	Gates Item No.	List Price Per Ea.
(In.)	(mm)	(In.)	(mm)	(psi)	(MPa)	(In. Hg)	(mm Hg)	(In.)	(mm)	(Lbs.)	(Kg)				
1-1/8	28.6	1.50	38.1	100	.69	25.0	635	2.5	64	7.40	3.36	12-1/2 ft.	X	4686-0602	\$217.50
1-1/4	31.8	1.63	41.4	100	.69	25.0	635	2.5	64	8.03	3.64	12-1/2 ft.	X	4686-0604	228.38
1-3/8	34.9	1.75	44.5	100	.69	25.0	635	3.0	76	8.66	3.93	12-1/2 ft.	X	4686-0606	243.38
1-1/2	38.1	1.88	47.8	100	.69	20.0	508	3.5	89	9.31	4.22	12-1/2 ft.	X	4686-0608	251.13
1-5/8	41.3	2.00	50.8	100	.69	20.0	508	3.5	89	9.81	4.45	12-1/2 ft.	X	4686-0610	259.38
1-3/4	44.5	2.12	53.9	100	.69	20.0	508	4.0	102	10.57	4.79	12-1/2 ft.	X	4686-0612	264.25
1-7/8	47.6	2.24	56.9	100	.69	20.0	508	4.5	114	11.23	5.09	12-1/2 ft.	X	4686-0614	270.75
2	50.8	2.36	59.9	100	.69	20.0	508	5.0	127	11.90	5.40	12-1/2 ft.	X	4686-0616	286.00
2-1/8	54.0	2.49	63.3	100	.69	20.0	508	5.5	140	12.56	5.70	12-1/2 ft.	X	4686-0618	305.63
2-1/4	57.2	2.63	66.8	100	.69	20.0	508	6.0	152	13.20	5.99	12-1/2 ft.	X	4686-0620	311.25
2-3/8	60.3	2.75	69.9	100	.69	20.0	508	6.5	165	14.62	6.63	12-1/2 ft.	X	4686-0622	315.00
2-1/2	63.5	2.90	73.7	100	.69	20.0	508	6.5	165	15.33	6.95	12-1/2 ft.	X	4686-0624	329.25
2-5/8	66.7	3.02	76.7	100	.69	15.0	381	7.0	178	16.00	7.26	12-1/2 ft.	X	4686-0626	365.50
2-3/4	69.9	3.22	81.8	100	.69	15.0	381	7.5	191	16.69	7.57	12-1/2 ft.	X	4686-0628	389.13
2-7/8	73.0	3.42	86.9	100	.69	15.0	381	8.0	203	17.35	7.87	12-1/2 ft.	X	4686-0630	395.63
3	76.2	3.54	89.9	100	.69	15.0	381	9.0	229	19.41	8.80	12-1/2 ft.	X	4686-0632	409.38
3-1/2	88.9	4.04	102.6	100	.69	15.0	381	12.0	305	22.31	10.12	12-1/2 ft.	X	4686-0638	457.50
4	101.6	4.54	115.3	100	.69	10.0	254	20.0	508	27.60	12.52	12-1/2 ft.	X	4686-0640	529.75
4-1/2	114.3	5.04	128.0	100	.69	10.0	254	22.0	559	30.89	14.01	12-1/2 ft.	X	4686-0642	590.63
5	127.0	5.54	140.7	100	.69	5.0	127	24.0	610	34.04	15.44	12-1/2 ft.	X	4686-0643	700.00
5-1/2	139.7	6.04	153.4	100	.69	5.0	127	—	—	39.29	17.82	12-1/2 ft.	X	4686-0645	802.50
6	152.4	6.68	169.7	100	.69	5.0	127	—	—	40.37	18.31	12-1/2 ft.	X	4686-0646	910.00

**RECOMMENDED FOR:** Heavy-duty fabric-reinforced hose with a helical steel wire reinforcement to meet marine water and wet exhaust hose requirements. May be used for engine water circulation, discharge lines, heat exchangers and wet exhaust connections. For water applications hose is rated at 100 PSI.

**TEMPERATURE:** -40°F to +257°F (-40°C to +125°C) continuous service.

**CONSTRUCTION:** **Tube:** Type P (EPDM). Black.  
**Reinforcement:** Two plies of synthetic fabric and two built-in helical steel wires.  
**Cover:** Type P (EPDM). Black with blue spiral stripe.

**PACKAGING:** All lengths packaged in poly wrap.

**BRANDING:** Continuous transfer label. Example: "MARINE WET EXHAUST HARDWALL 100 PSI WP SAE J2006R2 MADE IN USA"

**SPECIAL ORDER REQUIREMENTS:** Special production runs require minimum order quantities of 200 feet.

**REMNANT LENGTHS:** None.

**STANDARDS:** Meets requirements of SAE J2006 R2

Due to continual product improvements, Gates reserves the right to alter specs and prices without prior notice.



**Industrial Hose  
Products/List Prices**

39496-000  
July 1, 2006  
Supersedes 39496-000  
January 17, 2005

**Marine Hose**

**4684CF**  
**(Wet Exhaust–Corrugated)**  
**(Specification 4684CF)**

Nom. I.D.		Nom. O.D.		Max. W.P.		Suction		Min. Bend Radius		Wt. Per Ft.		Standard Pack	Stock (X) or Minimum Order Qty.	Gates Item No.	List Price Per Ft.
(In.)	(mm)	(In.)	(mm)	(psi)	(MPa)	(In. Hg)	(mm Hg)	(In.)	(mm)	(Lbs.)	(Kg)				
1	25.4	1.44	36.6	100	.69	25.0	635	3.0	76	.51	.23	10 ft.	X	4684-1540	\$13.20
1-1/8	28.6	1.56	39.6	100	.69	25.0	635	4.0	102	.56	.25	10 ft.	X	4684-1545	14.29
1-1/4	31.8	1.69	42.9	100	.69	25.0	635	4.0	102	.61	.28	10 ft.	X	4684-1551	15.07
1-3/8	34.9	1.81	46.0	85	.59	25.0	635	4.0	102	.66	.30	10 ft.	X	4684-1556	15.50
1-1/2	38.1	1.94	49.3	85	.59	25.0	635	4.0	102	.70	.32	10 ft.	X	4684-1561	15.81
1-5/8	41.3	2.06	52.3	75	.52	20.0	508	5.0	127	.75	.34	10 ft.	X	4684-1601	16.01
1-3/4	44.5	2.19	55.6	75	.52	20.0	508	5.0	127	.80	.36	10 ft.	X	4684-1611	16.94
1-7/8	47.6	2.31	58.7	60	.41	20.0	508	5.0	127	.83	.38	10 ft.	X	4684-1651	17.93
2	50.8	2.44	62.0	60	.41	20.0	508	5.0	127	.88	.40	10 ft.	X	4684-1660	18.71
2-1/8	54.0	2.56	65.0	55	.38	20.0	508	6.0	152	.93	.42	10 ft.	X	4684-1670	19.40
2-1/4	57.2	2.69	68.3	55	.38	20.0	508	6.0	152	.98	.45	10 ft.	X	4684-1680	20.40
2-3/8	60.3	2.81	71.4	50	.34	20.0	508	7.0	178	1.03	.47	10 ft.	X	4684-1690	21.94
2-1/2	63.5	2.94	74.7	50	.34	20.0	508	7.0	178	1.08	.49	10 ft.	X	4684-1700	22.56
2-5/8	66.7	3.06	77.7	40	.28	15.0	381	9.0	229	1.12	.51	10 ft.	X	4684-1711	22.86
2-3/4	69.9	3.19	81.0	40	.28	15.0	381	10.0	254	1.17	.53	10 ft.	X	4684-1720	23.05
2-7/8	73.0	3.31	84.1	40	.28	15.0	381	11.0	279	1.21	.55	10 ft.	X	4684-1730	23.83
3	76.2	3.44	87.4	40	.28	15.0	381	12.0	305	1.26	.57	10 ft.	X	4684-1740	24.38
3-1/2	88.9	4.06	103.1	35	.24	15.0	381	17.0	432	1.45	.66	10 ft.	X	4684-1750	27.63
4	101.6	4.44	112.8	30	.21	10.0	254	24.0	610	1.64	.74	10 ft.	X	4684-1760	29.16
4-1/2	114.3	4.94	125.5	25	.17	5.0	127	27.0	914	1.84	.84	10 ft.	200 ft.	4684-1764	31.75
5	127.0	5.44	138.2	15	.10	5.0	127	30.0	1016	2.03	.92	10 ft.	200 ft.	4684-1766	34.34
6	152.4	6.46	164.1	15	.10	5.0	127	36.0	—	2.42	1.10	10 ft.	200 ft.	4684-1722	39.51

**RECOMMENDED FOR:** Marine wet exhaust and general purpose applications. Suitable for coolant lines where tight bends are required.

**TEMPERATURE:** -40°F to +212°F (-40°C to +100°C) continuous service.

**CONSTRUCTION:** **Tube:** Type C (Nitrile). Black. Oil and heat resistant.  
**Reinforcement:** Synthetic fabric with built-in wire.  
**Cover:** Type A (Neoprene). Black with red spiral stripe. Oil and heat resistant.

**HOSE ENDS:** Plain End. Straight or Enlarged Ends on special order.

**PACKAGING:** 1", 1-1/4", 1-3/8", 1-1/2", 1-5/8", 1-7/8": Packaged 50' coiled in a carton.  
4-1/2" through 6": Packaged in straight lengths in woven fiber.  
All other sizes: Packaged 10' per carton.

**BRANDING:** Continuous transfer label every 10 ft. Example: "Gates 4684CF Engine Coolant-Marine Wet Exhaust 2 Inch Made In U.S.A."

**SPECIAL ORDER REQUIREMENTS:** Special production runs require minimum order quantities of 200 feet per size. Lengths can be as short as one foot, but minimum billing is for ten feet.  
For enlarged or straight ends, contact Denver Industrial Hose Marketing for pricing.

**REMNANT LENGTHS:** None.

**STANDARDS:** Meets requirements of SAE J20R2, SAE J20R5, SAE J2006.  
**Tube:** RMA (Class B) Medium oil resistance.  
**Cover:** RMA (Class C) Limited oil resistance.

Due to continual product improvements, Gates reserves the right to alter specs and prices without prior notice.





**Industrial Hose  
Products/List Prices**



39496-000  
July 1, 2006

New

**Marine Hose**

**C5M Fuel Line**  
(Specification 3658F)

Nom. I.D.		Nom. O.D.		Max. W.P.		Suction		Min. Bend Radius		Wt. Per Ft.		Standard Pack	Stock (X) or Minimum Order Qty.	Gates Item No.
(In.)	(mm)	(In.)	(mm)	(psi)	(MPa)	(In. Hg)	(mm Hg)	(In.)	(mm)	(Lbs.)	(Kg)	Pack	Order Qty.	Item No.
1/4	6.4	.58	14.7	500	3.45	20.0	508	1.3	33	.21	.10	REEL	X	3658-1965
5/16	7.9	.67	17.0	500	3.45	20.0	508	1.3	33	.26	.12	REEL	X	3658-1969
13/32	10.3	.77	19.6	500	3.45	20.0	508	1.8	46	.29	.13	REEL	X	3658-1973
1/2	12.7	.92	23.4	500	3.45	20.0	508	2.3	58	.40	.18	REEL	X	3658-1977
5/8	15.9	1.08	27.4	500	3.45	20.0	508	2.8	71	.50	.23	REEL	X	3658-1981
7/8	22.2	1.23	31.2	500	3.45	20.0	508	3.5	89	.51	.23	REEL	X	3658-1985

**RECOMMENDED FOR:** All commercial and recreational vessel fuel line applications. Suitable for marine diesel, gasoline, gasohol fuels and hot oil applications.

**TEMPERATURE:** -40°F to +212°F (-40°C to +100°C) continuous service.

**CONSTRUCTION:** **Tube:** Type C (Nitrile). Black. Oil and heat resistant.  
**Reinforcement:** Braided, high tensile steel wire.  
**Cover:** Type C<sub>2</sub> (Modified Nitrile). Blue.

**COUPLINGS:** Gates permanent Power Crimp® couplings. For Stainless Steel PC and Brass Reusable couplings reference Gates Hydraulic catalog #35093.

**PACKAGING:** 1/4" and 5/16": Packaged in 385' reels. Maximum 4 pieces. Minimum length 10'.  
13/32": Packaged in 330' reels. Maximum 3 pieces. Minimum length 10'.  
1/2": Packaged in 275' reels. Maximum 3 pieces. Minimum length 10'.  
5/8": Packaged in 220' reels. Maximum 3 pieces. Minimum length 10'.  
7/8": Packaged in 165' reels. Maximum 3 pieces. Minimum length 10'.

**BRANDING:** Continuous transfer label. Example: " -8 C5M SAEJ1527 USCG TYPE A1 ISO 7840-A1 HOSE 500 PSI (3.45Mpa) FLAME RESISTANT USMSHA 2G-IC-11C/18"

**SPECIAL ORDER REQUIREMENTS:** See Hydraulic price sheet 35096-00 for prices.  
Special production runs require minimum order quantities of 5000 feet.

**REMNANT LENGTHS:** None.

**STANDARDS:** **Tube:** RMA (Class A) High oil resistance.  
**Cover:** RMA (Class C) Limited oil resistance.  
Meets requirements of SAE J1942 and SAE J1527, USCG Type A, Class 1, Style R3, SAE J30R2, MSHA and ABS.

Due to continual product improvements, Gates reserves the right to alter specs and prices without prior notice.



**Industrial Hose  
Products/List Prices**



39496-000  
July 1, 2006

New

**Marine Hose**

**Fuel Line  
(USCG Type A)  
(Specification 4219M)**

**25 Foot Lengths**

Nom. I.D.	Nom. O.D.	Max. W.P.	Suction	Min. Bend Radius	Wt. Per Ea.	Standard Pack	Stock (X) or Minimum Order Qty.	Gates Item No.	List Price Per Ea.
(In.)	(mm)	(psi)	(In. Hg)	(In.)	(Lbs.)	Pack	Order Qty.	Item No.	Per Ea.
1/4	6.4	.64	28.0	2.5	4.28	25 ft.	X	4219-4145	\$103.17
5/16	7.9	.70	28.0	3.0	4.86	25 ft.	X	4219-4565	120.35
3/8	9.5	.77	28.0	3.0	5.52	25 ft.	X	4219-4385	140.01
1/2	12.7	.89	28.0	5.0	6.67	25 ft.	X	4219-4125	157.84
5/8	15.9	1.01	28.0	6.0	7.78	25 ft.	X	4219-4585	188.08

**50 Foot Lengths**

Nom. I.D.	Nom. O.D.	Max. W.P.	Suction	Min. Bend Radius	Wt. Per Ea.	Standard Pack	Stock (X) or Minimum Order Qty.	Gates Item No.	List Price Per Ea.
(In.)	(mm)	(psi)	(In. Hg)	(In.)	(Lbs.)	Pack	Order Qty.	Item No.	Per Ea.
1/4	6.4	.64	28.0	2.5	8.56	50 ft.	X	4219-4146	\$206.34
5/16	7.9	.70	28.0	3.0	9.72	50 ft.	X	4219-4566	240.70
3/8	9.5	.77	28.0	3.0	11.04	50 ft.	X	4219-4567	280.02
1/2	12.7	.89	28.0	5.0	13.33	50 ft.	X	4219-4126	315.66
5/8	15.9	1.01	28.0	6.0	15.57	50 ft.	X	4219-4586	376.16

**Reel Lengths**

Nom. I.D.	Nom. O.D.	Max. W.P.	Suction	Min. Bend Radius	Wt. Per Ea.	Standard Pack	Stock (X) or Minimum Order Qty.	Gates Item No.	List Price Per Ea.
(In.)	(mm)	(psi)	(In. Hg)	(In.)	(Lbs.)	Pack	Order Qty.	Item No.	Per Ea.
1/4	6.4	.64	28.0	2.5	42.80	250 ft.	X	4219-4140	\$937.90
5/16	7.9	.70	28.0	3.0	48.60	250 ft.	X	4219-4560	1,094.08
3/8	9.5	.77	28.0	3.0	55.18	250 ft.	X	4219-4380	1,272.80
1/2	12.7	.89	28.0	5.0	66.65	250 ft.	X	4219-4120	1,434.88
5/8	15.9	1.01	28.0	6.0	77.83	250 ft.	X	4219-4580	1,709.83

**RECOMMENDED FOR:** Flexible connections between rigid fuel distribution lines and engine. Excellent for vent lines and emission control systems. Suitable for marine diesel and gasohol blends of ethanol, methanol and ethers up to 10%.

**TEMPERATURE:** -40°F to +212°F (-40°C to +100°C) continuous service.

**CONSTRUCTION:** **Tube:** Type C (Nitrile). Black. Oil and heat resistant.  
**Reinforcement:** Braided, high tensile synthetic cord.  
**Cover:** Type A (Neoprene). Black.

**PACKAGING:** 1/4" through 5/8": Packaged 25' per carton.  
1/4" through 5/8": Packaged 50' per carton.  
1/4" through 5/8": Packaged in 250' single piece reels.

**BRANDING:** Continuous ink brand. Example: "Gates 4219M FUEL LINE USCG TYPE A1 SAE J1527 NMMA TYPE ACCEPTED MADE IN U.S.A."

**SPECIAL ORDER REQUIREMENTS:** Special production runs require minimum order quantities of 5,000 feet. Maximum length is 10 feet.

**REMNANT LENGTHS:** None.

**STANDARDS:** **Tube:** RMA (Class A) High oil resistance.  
Meets requirements of SAE J1527, USCG Type A, Class 1, Style R1.

Due to continual product improvements, Gates reserves the right to alter specs and prices without prior notice.



**Industrial Hose  
Products/List Prices**



39496-000  
July 1, 2006

New

**Marine Hose**

**Fuel Line  
(USCG Type B)  
(Specification 4219N)**

**50 Foot Lengths**

Nom. I.D.		Nom. O.D.		Max. W.P.		Suction		Min. Bend Radius		Wt. Per Ea.		Standard Pack	Stock (X) or Minimum Order Qty.	Gates Item No.	List Price Per Ea.
(In.)	(mm)	(In.)	(mm)	(psi)	(MPa)	(In. Hg)	(mm Hg)	(In.)	(mm)	(Lbs.)	(Kg)				
1/4	6.4	.50	12.7	40	.28	28.0	711	2.5	64	4.48	2.03	50 ft.	25,000 ft.	4219-4046	\$115.52
5/16	7.9	.58	14.7	40	.28	28.0	711	3.0	76	5.59	2.54	50 ft.	25,000 ft.	4219-4066	136.55

**250 Foot Reels**

Nom. I.D.		Nom. O.D.		Max. W.P.		Suction		Min. Bend Radius		Wt. Per Ea.		Standard Pack	Stock (X) or Minimum Order Qty.	Gates Item No.	List Price Per Ea.
(In.)	(mm)	(In.)	(mm)	(psi)	(MPa)	(In. Hg)	(mm Hg)	(In.)	(mm)	(Lbs.)	(Kg)				
1/4	6.4	.50	12.7	40	.28	28.0	711	2.5	64	22.40	10.16	250 ft.	X	4219-4040	\$525.86
5/16	7.9	.58	14.7	40	.28	28.0	711	3.0	76	27.95	12.68	250 ft.	X	4219-4060	620.69

**RECOMMENDED FOR:** Flexible connections between rigid fuel distribution lines and engine where the hose is in an open environment on pleasure craft. Excellent for vent lines. Suitable for marine diesel and gasohol blends of ethanol, methanol and ethers up to 10%. **NOTE:** Not recommended for concealed applications. Not approved for use on commercial or for-hire craft.

**TEMPERATURE:** -40°F to +250°F (-40°C to +121°C) continuous service.

**CONSTRUCTION:** **Tube:** Type C (Nitrile). Black.  
**Reinforcement:** Synthetic high tensile textile cord.  
**Cover:** Type M (Hypalon). Black.

**PACKAGING:** 1/4" through 3/8": 50' per carton.  
1/4": Packaged in 250' reels. Maximum of 2 pieces. Minimum length 15'.  
5/16": Packaged in 250' single piece reels.  
3/8": Packaged in 250' reels. Maximum of 3 pieces. Minimum length 25'.

**BRANDING:** Continuous ink brand. Example: "Gates 4219N 1/2 INCH MARINE FUEL LINE USCG TYPE B1 SAE J1527 NMMA TYPE ACCEPTED MADE IN U.S.A."

**SPECIAL ORDER REQUIREMENTS:** Special production runs require minimum order quantities of 25,000 feet.

**REMNANT LENGTHS:** None.

**STANDARDS:** **Tube:** RMA (Class A) High oil resistance.  
Meets requirements of SAE J1527, USCG Type B, Class 1, Style R1.

Due to continual product improvements, Gates reserves the right to alter specs and prices without prior notice.






**Industrial Hose  
Products/List Prices**



39496-000  
July 1, 2006  
Supersedes 39496-000  
January 17, 2005

**Marine Hose**

**4219G**  
**(Fuel Line & Tank Vent)**  
**(Specification 4219G)**

Nom. I.D.		Nom. O.D.		Max. W.P.		Suction		Min. Bend Radius		Wt. Per Ft.		Standard Pack	Stock (X) or Minimum Order Qty.	Gates Item No.	List Price Per Ft.
						(In. Hg)	(mm Hg)	(In.)	(mm)	(Lbs.)	(Kg)				
3/16	4.8	.41	10.4	50	.34	24.0	610	3.0	76	.06	.03	REEL	X	4219-0093	\$1.08
1/4	6.4	.50	12.7	50	.34	24.0	610	3.0	76	.09	.04	REEL	X	4219-0103	1.21
5/16	7.9	.56	14.2	50	.34	24.0	610	3.0	76	.10	.05	REEL	X	4219-0107	1.31
3/8	9.5	.62	15.8	50	.34	24.0	610	4.0	102	.12	.05	REEL	X	4219-0109	1.39
1/2	12.7	.78	19.8	35	.24	10.0	254	5.0	127	.16	.07	REEL	X	4219-0102	1.90
5/8	15.9	.94	23.9	35	.24	10.0	254	6.0	152	.23	.10	REEL	X	4219-0097	2.60

**RECOMMENDED FOR:** Fuel line applications to provide flexible connections between rigid fuel distribution lines and the engine. Also for use in evaporative emission control systems and as a vent line. **NOTE:** Not recommended for fuel injection systems.

**TEMPERATURE:** -40°F to +257°F (-40°C to +125°C) continuous service.

**CONSTRUCTION:** **Tube:** Type C (Nitrile). Black. Oil, gasoline and gasohol resistant.  
**Reinforcement:** Synthetic high tensile textile.  
**Cover:** Type C<sub>2</sub> (NBR/PVC). Black. Fuel, oil, ozone and high temperature resistant.

**PACKAGING:** 3/16" through 5/8": Packaged in 450' to 650' reels. Maximum 5 pieces. One piece 25' to 49'. All other pieces 49' and over.

**BRANDING:** Continuous ink label. Example: "Gates 4219G Fuel Line PCV/EEC 3/8 Inch (9.5mm) SAE 30R7 Made In U.S.A."

**SPECIAL ORDER REQUIREMENTS:** Special production runs require minimum order quantities of 25,000 feet.

**REMNANT LENGTHS:** None.

**STANDARDS:** **Tube:** RMA (Class A) High oil resistance. Exceeds requirements of SAE 30R6 & SAE 30R7.

Due to continual product improvements, Gates reserves the right to alter specs and prices without prior notice.



**Industrial Hose  
Products/List Prices**



39496-000  
July 1, 2006

New

**Marine Hose**

**Fuel Fill**  
**(USCG Type A and B)**  
**(Specification 4689M)**

**12-1/2 Foot Lengths**

Nom. I.D.		Nom. O.D.		Max. W.P.		Suction		Min. Bend Radius		Wt. Per Ea.		Standard Pack	Stock (X) or Minimum Order Qty.	Gates Item No.	List Price Per Ea.
(In.)	(mm)	(In.)	(mm)	(psi)	(MPa)	(In. Hg)	(mm Hg)	(In.)	(mm)	(Lbs.)	(Kg)				
1-1/2	38.1	1.90	48.3	18	.12	20.0	508	7.0	178	9.44	4.28	12-1/2 ft.	200 ft.	4689-5000	\$345.88
1-5/8	41.3	2.03	51.6	18	.12	20.0	508	8.0	203	10.06	4.56	12-1/2 ft.	200 ft.	4689-5001	348.00
1-7/8	47.6	2.28	57.9	18	.12	20.0	508	9.0	229	11.34	5.14	12-1/2 ft.	200 ft.	4689-5002	392.25
2	50.8	2.40	61.0	18	.12	20.0	508	9.5	241	12.03	5.46	12-1/2 ft.	200 ft.	4689-5003	409.25
2-3/8	60.3	2.78	70.6	18	.12	20.0	508	10.0	254	14.02	6.36	12-1/2 ft.	200 ft.	4689-5004	480.00

**50 Foot Lengths**

Nom. I.D.		Nom. O.D.		Max. W.P.		Suction		Min. Bend Radius		Wt. Per Ea.		Standard Pack	Stock (X) or Minimum Order Qty.	Gates Item No.	List Price Per Ea.
(In.)	(mm)	(In.)	(mm)	(psi)	(MPa)	(In. Hg)	(mm Hg)	(In.)	(mm)	(Lbs.)	(Kg)				
1	25.4	1.40	35.6	35	.24	20.0	508	4.0	102	27.01	12.25	50 ft.	200 ft.	4689-5005	\$1,155.00
1-1/2	38.1	1.90	48.3	18	.12	20.0	508	7.0	178	37.74	17.12	50 ft.	200 ft.	4689-5006	1,383.50
1-5/8	41.3	2.03	51.6	18	.12	20.0	508	8.0	203	40.25	18.26	50 ft.	200 ft.	4689-5007	1,392.00
1-7/8	47.6	2.28	57.9	18	.12	20.0	508	9.0	229	45.37	20.58	50 ft.	200 ft.	4689-5008	1,569.00
2	50.8	2.40	61.0	18	.12	20.0	508	9.5	241	48.13	21.83	50 ft.	200 ft.	4689-5009	1,637.00
2-3/8	60.3	2.78	70.6	18	.12	20.0	508	10.0	254	56.08	25.44	50 ft.	200 ft.	4689-5010	1,920.00

**RECOMMENDED FOR:** Designed to transfer fuel from the filler neck to the fuel tank. This top-quality hose is flame and fire resistant and its low permeation rate exceeds USCG standards. Suitable for marine diesel fuel, gasoline and gasohol blends of ethanol, methanol and ethers up to 15%.

**TEMPERATURE:** -40°F to +212°F (-40°C to +100°C) continuous service.

**CONSTRUCTION:** **Tube:** Type C (Nitrile). Black.  
**Reinforcement:** Synthetic high tensile textile cord with steel wire helix.  
**Cover:** Type A (Neoprene). Black with red spiral stripe.

**PACKAGING:** 12-1/2' and 50' lengths: Packaged one length per carton.

**BRANDING:** Continuous transfer label Example: "MARINE FUEL FILL MEETS USCG & J1527 TYPE A2 MADE IN USA"

**SPECIAL ORDER REQUIREMENTS:** Special production runs require minimum order quantities of 200 ft.

**REMNANT LENGTHS:** None.

**STANDARDS:** **Tube:** RMA (Class A) High oil resistance.  
Meets requirements of SAE J1527, USCG Type A2 and B2.

Due to continual product improvements, Gates reserves the right to alter specs and prices without prior notice.






**Industrial Hose  
Products/List Prices**



39496-000  
July 1, 2006  
Supersedes 39496-000  
January 17, 2005

**Marine Hose**

**4663K  
(Fuel Tank Filler–Corrugated)  
(Specification 4663K)**

Nom. I.D. (In.)	 (mm)	Nom. O.D. (In.)	 (mm)	Max. W.P. (psi)	 (MPa)	Suction		Min. Bend Radius		Wt. Per Ft.		Standard Pack	Stock (X) or Minimum Order Qty.	Gates Item No.	List Price Per Ft.
						(In. Hg)	(mm Hg)	(In.)	(mm)	(Lbs.)	(Kg)				
1-3/8	34.9	1.63	41.4	20	.14	30.0	762	5.0	127	.38	.17	10 ft.	X	4663-2828	\$15.91
1-1/2	38.1	1.77	45.0	20	.14	30.0	762	5.0	127	.41	.19	10 ft.	X	4663-2830	16.45
1-5/8	41.3	1.90	48.3	20	.14	30.0	762	5.5	140	.44	.20	10 ft.	200 ft.	4663-3624	16.83
1-3/4	44.5	2.02	51.3	20	.14	30.0	762	6.0	152	.47	.21	10 ft.	200 ft.	4663-3976	17.45
1-7/8	47.6	2.14	54.4	20	.14	30.0	762	6.0	152	.50	.23	10 ft.	200 ft.	4663-2933	17.90
2	50.8	2.25	57.2	20	.14	30.0	762	7.0	178	.53	.24	10 ft.	X	4663-2930	18.52
2-1/4	57.2	2.50	63.5	20	.14	30.0	762	7.9	203	.54	.25	10 ft.	X	4663-2932	20.02
2-1/2	63.5	2.75	69.9	20	.14	30.0	762	12.0	305	.65	.30	10 ft.	200 ft.	4663-2929	21.09
3	76.2	3.27	83.1	20	.14	30.0	762	—	—	.84	.38	10 ft.	200 ft.	4663-3625	23.75

**RECOMMENDED FOR:** Fuel tank filler applications to provide a flexible connector between fuel tank and fill pipe. Suitable for fill applications on automobiles, trucks, buses and other similar applications where exceptionally flexible hose is required.

**TEMPERATURE:** -40°F to +212°F (-40°C to +100°C) continuous service.

**CONSTRUCTION:** **Tube:** Type C (Nitrile). Black. Oil and heat resistant.  
**Reinforcement:** Single ply of synthetic fabric and two built-in helical steel wires.  
**Cover:** Type A (Neoprene). Black with white spiral stripe. Fabric reinforcement coated with Neoprene.

**PACKAGING:** 10' per carton.

**BRANDING:** Continuous transfer label. Example: “ 4663K Fuel Fill Hose Made In U.S.A.”

**SPECIAL ORDER REQUIREMENTS:** Special production runs require minimum order quantities of 200 feet. Maximum length is 10 feet.

**REMnant LENGTHS:** None.

**STANDARDS:** Meets requirements of SAE 30R5.  
**Tube:** RMA (Class B) Medium oil resistance.  
**Cover:** RMA (Class C) Limited oil resistance.

Due to continual product improvements, Gates reserves the right to alter specs and prices without prior notice.



**Industrial Hose  
Products/List Prices**



39496-000  
July 1, 2006

New

**Marine Hose**

**Vacuum Tubing**  
(Specification 4040A)

Nom. I.D.		Nipple Size		Max. W.P.	Suction		Min. Bend Radius		Wt. Per Ea.	Standard	Stock (X) or Minimum Order Qty.	Gates Item No.	List Price Per Ea.		
(In.)	(mm)	(In.)	(mm)	(psi)	(MPa)	(In. Hg)	(mm Hg)	(In.)	(mm)	(Lbs.)	(Kg)	Pack			
7/64	2.8	1/8	3.2	—	—	30.0	762	1.5	38	1.00	.45	50 ft.	X	4040-4101	\$18.87
5/32	4.0	3/16	4.8	—	—	30.0	762	1.5	38	1.50	.68	50 ft.	X	4040-4104	27.21
7/32	5.6	1/4	6.4	—	—	30.0	762	2.0	51	2.50	1.13	50 ft.	X	4040-4107	31.38
1/4	6.4	5/16	7.9	—	—	30.0	762	2.0	51	3.00	1.36	50 ft.	X	4040-4110	36.40
5/16	7.9	3/8	9.5	—	—	30.0	762	2.5	64	1.75	.79	25 ft.	X	4040-4112	24.56
3/8	9.5	7/16	11.1	—	—	30.0	762	3.0	76	2.50	1.13	25 ft.	X	4040-4113	33.94

**RECOMMENDED FOR:** Ideal for windshield washers and vacuum-operated accessories.

**TEMPERATURE:** -40°F to +257°F (-40°C to +125°C) continuous service.

**CONSTRUCTION:** **Tube:** Type P (EPDM). Black. Heat resistant.

**PACKAGING:** 7/64" through 1/4": Packaged 50' per reel.  
5/16" and 3/8": Packaged 25' per reel.

**BRANDING:** None.

**SPECIAL ORDER REQUIREMENTS:** None

**REMNANT LENGTHS:** None.

**STANDARDS:** Tested to SAE J1037

Due to continual product improvements, Gates reserves the right to alter specs and prices without prior notice.



**Industrial Hose  
Products/List Prices**

**Marine Hose**

**Stainless Steel Clamps**  
(Specification 7408)

Clamp Size #	Hose Range		Clamp Range		Standard Pack	Stock (X) or Minimum Order Qty.	Gates Item No.	List Price Per Ea
	Min.	Max.	Min.	Max.				
8	5/16	1/2	7/16	1	10 EA	X	7408-1008	\$2.23
10	3/8	5/8	1/2	1-1/8	10 EA	X	7408-1010	2.23
12	5/8	3/4	1/2	1-1/4	10 EA	X	7408-1012	2.29
16	3/4	1	3/4	1-1/2	10 EA	X	7408-1016	2.29
20	1	1-1/4	3/4	1-3/4	10 EA	X	7408-1020	2.31
24	1-1/4	1-1/2	1	2	10 EA	X	7408-1024	2.31
28	1-1/4	1-3/4	1-5/16	2-1/4	10 EA	X	7408-1028	2.31
32	1-1/2	2	1-9/16	2-1/2	10 EA	X	7408-1032	2.31
36	1-3/4	2-1/4	1-7/8	2-3/4	10 EA	X	7408-1036	2.31
48	2-1/2	3	1-5/8	3-1/2	10 EA	X	7408-1048	3.03
52	3	3-1/4	1-7/8	3-3/4	10 EA	X	7408-1052	3.10
56	2	3-1/2	2-1/8	4	10 EA	X	7408-1056	3.10
60	2-1/4	3-3/4	2-5/16	4-1/4	10 EA	X	7408-1060	3.16
64	2-1/4	4	2-5/8	4-1/2	10 EA	X	7408-1064	3.18
72	3	4-1/2	3-1/2	5	10 EA	X	7408-1072	3.24
104	4	6-1/2	4	7	10 EA	X	7408-1104	3.92

**RECOMMENDED FOR:** Clamping all types of hose and tubing in corrosive marine environment.

**CONSTRUCTION:** Clamps are constructed of 100% marine grade stainless steel. Bands are 9/16" wide with rounded edges to prevent cutting. Screws feature 305 grade stainless steel construction and deep slotted hex heads.

**PACKAGING:** 10 each per box.





**Industrial Hose  
Products/List Prices**



39496-000  
July 1, 2006  
Supersedes 39496-000  
January 17, 2005

**Material Handling Hose**

**609W**

**(Dry Cement Delivery)**

(Specification 3129F, 3129H, 3129L)

**1/8" Tube Thickness (3129L)**

Nom. I.D.		Nom. O.D.		Max. W.P.		Suction		Min. Bend Radius		Wt. Per Ft.		Standard Pack	Stock (X) or Minimum Order Qty.	Gates Item No.	List Price Per Ft.
(In.)	(mm)	(In.)	(mm)	(psi)	(MPa)	(In. Hg)	(mm Hg)	(In.)	(mm)	(Lbs.)	(Kg)	Pack	Order Qty.	Item No.	Per Ft.
3	76.2	3.47	88.1	40	.28	—	—	36.0	914	1.30	.59	100 ft.	X	3129-0660	\$17.34
4	101.6	4.47	113.5	40	.28	—	—	48.0	1219	1.69	.77	100 ft.	X	3129-0670	20.19
4-1/2	114.3	4.97	126.2	35	.24	—	—	54.0	1372	1.89	.86	100 ft.	X	3129-0675	21.81
5	127.0	5.47	138.9	30	.21	—	—	60.0	1524	2.09	.95	100 ft.	X	3129-0680	23.86
6	152.4	6.47	164.3	25	.17	—	—	72.0	1829	2.48	1.13	100 ft.	X	3129-0690	28.52
6-5/8	168.3	7.10	180.3	20	.14	—	—	72.0	1829	2.73	1.24	100 ft.	200 ft.	3129-0700	32.11

**3/16" Tube Thickness (3129H)**

Nom. I.D.		Nom. O.D.		Max. W.P.		Suction		Min. Bend Radius		Wt. Per Ft.		Standard Pack	Stock (X) or Minimum Order Qty.	Gates Item No.	List Price Per Ft.
(In.)	(mm)	(In.)	(mm)	(psi)	(MPa)	(In. Hg)	(mm Hg)	(In.)	(mm)	(Lbs.)	(Kg)	Pack	Order Qty.	Item No.	Per Ft.
4	101.6	4.61	117.1	60	.41	—	—	48.0	1219	2.21	1.00	100 ft.	X	3129-0790	\$23.22

**1/4" Tube Thickness (3129F)**

Nom. I.D.		Nom. O.D.		Max. W.P.		Suction		Min. Bend Radius		Wt. Per Ft.		Standard Pack	Stock (X) or Minimum Order Qty.	Gates Item No.	List Price Per Ft.
(In.)	(mm)	(In.)	(mm)	(psi)	(MPa)	(In. Hg)	(mm Hg)	(In.)	(mm)	(Lbs.)	(Kg)	Pack	Order Qty.	Item No.	Per Ft.
4	101.6	4.73	120.1	60	.41	—	—	48.0	1219	2.69	1.22	100 ft.	X	3129-0570	\$26.25

**RECOMMENDED FOR:** Pneumatic transfer of bulk cement and other dry bulk materials.

**TEMPERATURE:** -40°F to +150°F (-40°C to +66°C) continuous service.

**CONSTRUCTION:** **Tube:** Type D<sub>3</sub> (Natural Rubber). Black. Static conductive.  
**Reinforcement:** Synthetic, high tensile textile.  
**Cover:** Type D (SBR). Black with gray spiral stripe.

**COUPLINGS:** 5, 7 or 49. Reference pages 118-128.

**PACKAGING:** 100' length coiled and wrapped in polyethylene.

**BRANDING:** Continuous transfer label. Example: "Gates 609W Dry Cement Delivery — Static Conductive Tube 40 PSI (.28MPa) WP Made In U.S.A."

**SPECIAL ORDER REQUIREMENTS:** Special production runs require minimum order quantities of 400 feet for sizes through 4" and 200 feet for sizes above 4". If a special transfer label is required, contact Denver Industrial Hose Marketing for minimum quantity.

**Specific cut lengths available through the Cut Length Program. Contact Customer Service for details.**

**REMNANT LENGTHS:** Remnant lengths are sometimes available in popular sizes at a discount. Contact Denver Industrial Hose Marketing for pricing, order requirements and availability.

Due to continual product improvements, Gates reserves the right to alter specs and prices without prior notice.



**Industrial Hose  
Products/List Prices**



39496-000  
July 1, 2006  
Supersedes 39496-000  
January 17, 2005

**Material Handling Hose**

**688SB  
(Bulk Commodity)  
(Specification 4691L)**

Nom. I.D.		Nom. O.D.		Max. W.P.		Suction		Min. Bend Radius		Wt. Per Ft.		Standard Pack	Stock (X) or Minimum Order Qty.	Gates Item No.	List Price Per Ft.
(In.)	(mm)	(In.)	(mm)	(psi)	(MPa)	(In. Hg)	(mm Hg)	(In.)	(mm)	(Lbs.)	(Kg)				
2	50.8	2.77	70.4	60	.41	30.0	762	16.0	406	1.65	.75	100 ft.	X	4691-0305	\$24.70
3	76.2	3.81	96.8	60	.41	30.0	762	24.0	610	2.54	1.15	100 ft.	X	4691-0325	33.91
4	101.6	4.77	121.2	45	.31	30.0	762	32.0	813	3.21	1.46	100 ft.	X	4691-0340	44.26
4-1/2	114.3	5.27	133.9	40	.28	30.0	762	36.0	914	3.57	1.62	50 ft.	X	4691-0355	52.66
5	127.0	5.77	146.6	40	.28	30.0	762	40.0	1016	3.93	1.78	50 ft.	X	4691-0360	57.20
6	152.4	6.76	171.7	40	.28	30.0	762	48.0	1219	4.65	2.11	50 ft.	X	4691-0346	62.23

**RECOMMENDED FOR:** Transfer of bulk materials via suction, gravity or pneumatic systems where abrasion resistance is the primary requirement. Examples: Dry cement, sand, gravel, feed, seed and slurries.

**TEMPERATURE:** -40°F to +150°F (-40°C to +66°C) continuous service.

**CONSTRUCTION:** **Tube:** Type D<sub>3</sub> (Natural Rubber). Black. Static conductive. 3/16" thick.  
**Reinforcement:** Synthetic, high tensile textile with steel wire helix.  
**Cover:** Type D (SBR). Black corrugated with gray spiral stripe.

**COUPLINGS:** , , or . Reference pages 118-128.

**PACKAGING:** All lengths coiled and wrapped in polyethylene.

**BRANDING:** Continuous transfer label. Example: “ 688SB Wet-Dry Bulk Commodity 60 PSI (.41MPa) WP Made In U.S.A.”

**SPECIAL ORDER REQUIREMENTS:** Special production runs require minimum order quantities of 400 feet for sizes through 4" and 200 feet for sizes above 4". If a special transfer label is required, contact Denver Industrial Hose Marketing for minimum quantity.

**Specific cut lengths available through the Cut Length Program. Contact Customer Service for details.**

**REMNANT LENGTHS:** Remnant lengths are sometimes available in popular sizes at a discount. Contact Denver Industrial Hose Marketing for pricing, order requirements and availability.

Due to continual product improvements, Gates reserves the right to alter specs and prices without prior notice.



**Industrial Hose  
Products/List Prices**



39496-000  
July 1, 2006  
Supersedes 39496-000  
January 17, 2005

**Material Handling Hose**

**Hot Air Blower**

(Specification 4691HA/4691HC)

Nom. I.D.	Nom. O.D.		Max. W.P.	Suction		Min. Bend Radius	Wt. Per Ft.		Standard Pack	Stock (X) or Minimum Order Qty.	Gates Item No.	List Price Per Ft.			
	(in.)	(mm)		(in. Hg)	(mm Hg)		(in.)	(mm)					(Lbs.)	(Kg)	
1-1/2	38.1	2.08	52.8	130	.90	30.0	762	8.0	203	.89	.40	100 ft.	X	4691-0501	\$16.02
2	50.8	2.58	65.5	125	.86	30.0	762	9.0	229	1.13	.51	100 ft.	X	4691-0502	17.55
2-1/2	63.5	3.08	78.2	110	.76	30.0	762	14.0	356	1.43	.65	100 ft.	X	4691-0503	21.00
3	76.2	3.64	92.5	100	.69	30.0	762	18.0	457	1.89	.86	100 ft.	X	4691-0504	24.81
3-1/2	88.9	4.14	105.2	85	.59	30.0	762	21.0	533	2.17	.98	100 ft.	X	4691-0505	28.04
4	101.6	4.64	117.9	75	.52	30.0	762	24.0	610	2.44	1.11	100 ft.	X	4691-0506	30.81
5	127.0	5.74	145.8	55	.38	30.0	762	30.0	762	3.82	1.73	100 ft.	X	4691-0507	41.26
6	152.4	6.74	171.2	40	.28	30.0	762	36.0	914	4.52	2.05	100 ft.	X	4691-0508	47.44

**RECOMMENDED FOR:** Conveying hot air up to 350°F from blower or compressor to storage tank used in the transfer of dry bulk commodities. Can also be used for transferring mild chemicals at ambient temperatures.

**TEMPERATURE:** -40°F to +350°F (-40°C to +177°C) for hot air service.  
-40°F to +125°F (-40°C to +52°C) for mild chemical transfer. For chemicals above 125°F or suitability for use with a specific chemical, contact Denver Product Application at (303) 744-5070.

**CONSTRUCTION:** **Tube:** Type P (EPDM). Black.  
**Reinforcement:** Synthetic, high tensile textile with steel wire helix.  
**Cover:** Type P (EPDM). Black with yellow spiral stripe.

**COUPLINGS:** 5, 7 or 49. Reference pages 118-128.

**PACKAGING:** 100' length coiled and wrapped in polyethylene.

**BRANDING:** Continuous transfer label. Example: "Gates HOT AIR BLOWER 130 PSI (.90MPa) WP Made In U.S.A."

**SPECIAL ORDER REQUIREMENTS:** Special production runs require minimum order quantities of 400 feet for sizes through 4" and 200 feet for sizes above 4". If a special transfer label is required, contact Denver Industrial Hose Marketing for minimum quantity.

**Specific cut lengths available through the Cut Length Program. Contact Customer Service for details.**

**REMNANT LENGTHS:** Remnant lengths are sometimes available in popular sizes at a discount. Contact Denver Industrial Hose Marketing for pricing, order requirements and availability.

Due to continual product improvements, Gates reserves the right to alter specs and prices without prior notice.



**Industrial Hose  
Products/List Prices**



39496-000  
July 1, 2006  
Supersedes 39496-000  
January 17, 2005

**Material Handling Hose**

**770SB**

(Specification 4691V)

Nom. I.D.		Nom. O.D.		Max. W.P.		Suction		Min. Bend Radius		Wt. Per Ft.		Standard Pack	Stock (X) or Minimum Order Qty.	Gates Item No.	List Price Per Ft.
						(In. Hg)	(mm Hg)			(Lbs.)	(Kg)				
1	25.4	1.39	35.3	50	.34	20.0	508	5.0	127	.49	.22	100 ft.	400 ft.	4691-0400	\$14.20
1-1/4	31.8	1.64	41.7	50	.34	20.0	508	5.0	127	.59	.27	100 ft.	X	4691-0405	14.35
1-1/2	38.1	1.89	48.0	50	.34	20.0	508	6.0	152	.68	.31	100 ft.	X	4691-0410	14.66
2	50.8	2.39	60.7	50	.34	20.0	508	8.0	203	.75	.34	100 ft.	X	4691-0420	15.15
2-1/2	63.5	2.89	73.4	50	.34	20.0	508	9.0	229	.91	.41	100 ft.	X	4691-0430	16.24
3	76.2	3.39	86.1	50	.34	20.0	508	10.0	254	1.19	.54	100 ft.	X	4691-0435	17.90
4	101.6	4.39	111.5	50	.34	20.0	508	15.0	381	1.49	.68	100 ft.	X	4691-0440	25.05
5	127.0	5.53	140.5	50	.34	20.0	508	20.0	508	2.73	1.24	50 ft.	X	4691-0450	38.92
6	152.4	6.53	165.9	50	.34	20.0	508	24.0	610	3.24	1.47	50 ft.	X	4691-0455	48.14

**RECOMMENDED FOR:** Light duty vacuum service in industrial and maintenance applications conveying air, dust, fine particles, leaves, grass, etc.

**TEMPERATURE:** -40°F to +150°F (-40°C to +66°C) continuous service.

**CONSTRUCTION:** **Tube:** Type D<sub>3</sub> (Natural Rubber). Black. Static conductive.  
**Reinforcement:** Synthetic, high tensile textile with steel wire helix.  
**Cover:** Type D (SBR). Black corrugated with gray spiral stripe.

**COUPLINGS:** , or . Reference pages 118-128.

**PACKAGING:** All lengths coiled and wrapped in polyethylene.

**BRANDING:** Continuous transfer label. Example: “ 770SB LT WT Vacuum Service Only Made In U.S.A.”

**SPECIAL ORDER REQUIREMENTS:** Special production runs require minimum order quantities of 400 feet for sizes through 4" and 200 feet for sizes above 4". If a special transfer label is required, contact Denver Industrial Hose Marketing for minimum quantity.

**Specific cut lengths available through the Cut Length Program. Contact Customer Service for details.**

**REMNANT LENGTHS:** Remnant lengths are sometimes available in popular sizes at a discount. Contact Denver Industrial Hose Marketing for pricing, order requirements and availability.

Due to continual product improvements, Gates reserves the right to alter specs and prices without prior notice.



**Industrial Hose  
Products/List Prices**






39496-000  
July 1, 2006  
Supersedes 39496-000  
January 17, 2005

**Material Handling Hose**

**429W  
(Sand Blast)**


(Specification 4129A)

Nom. I.D. (In.)	 (mm)	Nom. O.D. (In.)	 (mm)	Maxi. W.P. (psi)	 (MPa)	Suction		Min. Bend Radius		Wt. Per Ft.		Standard Pack	Stock (X) or Minimum Order Qty.	Gates Item No.	List Price Per Ft.
						(In. Hg)	(mm Hg)	(In.)	(mm)	(Lbs.)	(Kg)				
1/2	12.7	1.23	31.2	150	1.03	25.0	635	5.0	127	.55	.25	50 ft.	X	4129-0085	\$7.64
3/4	19.1	1.50	38.1	150	1.03	15.0	381	8.0	203	.70	.32	50 ft.	X	4129-0086	10.00
1	25.4	1.63	41.4	150	1.03	5.0	127	12.0	305	.70	.32	50 ft.	X	4129-0256	12.35
1	25.4	1.87	47.5	150	1.03	5.0	127	12.0	305	1.01	.46	50 ft.	X	4129-0100	14.06
1-1/4	31.8	2.16	54.9	150	1.03	5.0	127	12.0	305	1.22	.55	50 ft.	X	4129-0105	16.88
1-1/2	38.1	2.37	60.2	135	.93	5.0	127	18.0	457	1.37	.62	50 ft.	X	4129-0150	18.80
2	50.8	2.94	74.7	120	.83	5.0	127	20.0	508	1.82	.83	50 ft.	X	4129-0200	23.81

**RECOMMENDED FOR:** Sand, shot blasting work and wherever abrasive materials are carried at high velocity.

**TEMPERATURE:** -40°F to +150°F (-40°C to +66°C) continuous service.

**CONSTRUCTION:** **Tube:** Type D<sub>3</sub> (Natural Rubber). Black. Static conductive.  
**Reinforcement:** Synthetic, high tensile textile.  
**Cover:** Type D (SBR). Black with yellow spiral stripe. All sizes are perforated.

**COUPLINGS:** . Reference pages 118-128.

**PACKAGING:** 50' length coiled and wrapped in polyethylene.

**BRANDING:** Continuous transfer label. Example: “ 429W Sandblast 150 PSI (1.03MPa) WP Made In India”

**SPECIAL ORDER REQUIREMENTS:** Special production runs require minimum order quantities of 600 feet per size. If a special transfer label is required, contact Denver Industrial Hose Marketing for minimum quantity. All sizes are wrapped construction, 50 foot maximum length.

**Specific cut lengths available through the Cut Length Program. Contact Customer Service for details.**

**REMNANT LENGTHS:** None.

Due to continual product improvements, Gates reserves the right to alter specs and prices without prior notice.



**Industrial Hose  
Products/List Prices**



39496-000  
July 1, 2006  
Supersedes 39496-000  
January 17, 2005

**Material Handling Hose**

**Master-Flex® 300 EPDM**

(Specification 7744)

Nom. I.D.		Nom. O.D.		Max. W.P.*		Suction*		Min. Bend Radius		Wt. Per Ft.		Standard Pack	Stock (X) or Minimum Order Qty.	Gates Item No.	List Price Per Ft.
						(In. Hg.)	(mm Hg)								
1	25.4	1.34	34.0	80	.55	28.0	711	4.0	102	.20	.09	100 ft.	X	7744-5201	\$3.17
1-1/4	31.8	1.61	40.9	70	.48	28.0	711	5.0	127	.30	.14	100 ft.	X	7744-5202	4.30
1-1/2	38.1	1.96	49.8	60	.41	28.0	711	6.0	152	.40	.18	100 ft.	X	7744-5203	4.82
2	50.8	2.49	63.2	60	.41	28.0	711	9.0	229	.70	.32	100 ft.	X	7744-5204	6.88
2-1/2	63.5	3.00	76.2	50	.34	28.0	711	11.0	279	.90	.41	100 ft.	X	7744-5205	10.48
3	76.2	3.60	91.4	50	.34	28.0	711	12.0	305	1.10	.50	100 ft.	X	7744-5206	13.25
4	101.6	4.69	119.1	45	.31	28.0	711	17.0	432	1.80	.82	100 ft.	X	7744-5207	22.23
6	152.4	6.86	174.2	35	.24	28.0	711	27.0	686	3.10	1.41	100 ft.	X	7744-5208	37.19

\*Working pressure and suction at +72°F (+22°C)

**RECOMMENDED FOR:** Suction and discharge applications where lightweight, flexible hose is needed for transferring mild diluted chemicals and agricultural spray solutions. Good for septic service and transferring light abrasives. Reference Gates Chemical Resistance Table on page 152.

**TEMPERATURE:** -30°F to +140°F (-34°C to +60°C) continuous service.

**CONSTRUCTION:** **Tube:** Type P (EPDM). Black.  
**Reinforcement:** Polyethylene helix. Green.  
**Cover:** Type G (PVC). Green and Black.

**COUPLINGS:** 1, 6, 7 or 49. Reference pages 118-128.

**PACKAGING:** All lengths coiled and wrapped in polyethylene.

**BRANDING:** Unlabeled.

**SPECIAL ORDER REQUIREMENTS:** None.

**REMNANT LENGTHS:** None.

**STANDARDS:** **Tube:** RMA (Class B) Medium oil resistance.

Due to continual product improvements, Gates reserves the right to alter specs and prices without prior notice.



**Industrial Hose  
Products/List Prices**



39496-000  
July 1, 2006  
Supersedes 39496-000  
January 17, 2005

**Material Handling Hose**

**Master-Flex® 400**

(Specification 7744)

Nom. I.D.	Nom. O.D.		Max. W.P.*	Suction*		Min. Bend Radius		Wt. Per Ft.		Standard Pack	Stock (X) or Minimum Order Qty.	Gates Item No.	List Price Per Ft.		
	(in.)	(mm)		(in.)	(mm)	(in. Hg.)	(mm Hg)	(in.)	(mm)					(Lbs.)	(Kg)
1-1/2	38.1	1.88	47.8	40	.28	28.0	711	3.0	76	.40	.18	100 ft.	X	7744-6102	\$6.19
2	50.8	2.41	61.2	35	.24	28.0	711	4.0	102	.54	.25	100 ft.	X	7744-6103	8.90
2-1/2	63.5	2.98	75.7	35	.24	28.0	711	5.0	127	.77	.35	100 ft.	X	7744-6104	12.12
3	76.2	3.87	98.3	30	.21	28.0	711	6.0	152	1.05	.48	100 ft.	X	7744-6105	15.83
4	101.6	4.65	118.1	30	.21	28.0	711	8.0	203	1.70	.77	100 ft.	X	7744-6106	27.14
5	127.0	5.77	146.6	30	.21	28.0	711	9.0	229	2.40	1.09	100 ft.	1,000 ft	7744-6107	42.21
6	152.4	6.86	174.2	25	.17	28.0	711	12.0	305	3.21	1.46	100 ft.	X	7744-6108	48.70
8	203.2	9.10	231.1	25	.17	28.0	711	16.0	406	5.77	2.62	50 ft.	X	7744-6209	55.61

\* Working Pressure and Suction at +72°F (+22°C).

**RECOMMENDED FOR:** Transfer of bulk materials via suction, pneumatic or gravity systems where abrasion resistance is the primary requirement and a static conductive hose is needed. Can also be used for vacuum or ducting service.

**TEMPERATURE:** -30°F to +140°F (-34°C to +60°C) continuous service.

**CONSTRUCTION:** **Tube:** SBR/NBR blend with carbon black for static dissipation. Black.  
**Reinforcement:** Rigid PVC helix. Black.

**COUPLINGS:** [1], [6], [7] or [49]. Reference pages 118-128.

**PACKAGING:** All lengths coiled and wrapped in polyethylene.

**BRANDING:** Unlabeled.

**SPECIAL ORDER REQUIREMENTS:** Special production runs require minimum order quantity of 1,000 feet per size. No deviations allowed to above product.

**REMNANT LENGTHS:** None.

**STANDARDS:** **Tube:** RMA (Class B) Medium oil resistance.

Due to continual product improvements, Gates reserves the right to alter specs and prices without prior notice.



**Industrial Hose  
Products/List Prices**



39496-000  
July 1, 2006  
Supersedes 39496-000  
January 17, 2005

**Oilfield Hose**

**Powerbraid® Plus**  
**(Slim Hole Rotary)**  
(Specification 3670H, 4651RL, PL, ZL)

Nom. I.D.		Nom. O.D.		Max. W.P.		Suction		Min. Bend Radius		Wt. Per Ft.		Standard Pack	Stock (X) or Minimum Order Qty.	Gates Item No.	List Price Per Ft.
(In.)	(mm)	(In.)	(mm)	(psi)	(MPa)	(In. Hg)	(mm Hg)	(In.)	(mm)	(Lbs.)	(Kg)				
1	25.4	1.53	38.9	5000	34.47	—	—	12.0	305	1.49	.68	200 ft.	X	3670-0665	\$46.05
1-1/4	31.8	1.97	50.0	5000	34.47	—	—	16.5	419	2.68	1.22	200 ft.	X	3670-0670	65.20
1-1/2	38.1	2.26	57.4	5000	34.47	—	—	20.0	508	3.50	1.59	200 ft.	X	3670-0675	76.05
2	50.8	2.63	66.8	3000	20.68	—	—	25.0	635	2.95	1.34	50 ft.	X	3670-0655	66.99
2	5.08	2.63	66.8	3000	20.68	—	—	25.0	635	2.95	1.34	200 ft.	1800 ft.	3670-0660	66.99
2	5.08	2.63	66.8	5000	34.47	—	—	25.0	635	5.02	2.28	200 ft.	X	3670-0680	99.00
2-1/2	63.5	3.38	85.9	2500	17.24	—	—	30.0	762	4.00	1.81	50 ft.	X	3670-0656	78.04
3	76.2	3.90	99.1	2000	13.79	—	—	36.0	914	4.33	1.96	50 ft.	X	3670-0657	83.61

**RECOMMENDED FOR:** Rotary applications on workover rigs and slim hole or seismograph rigs designed to operate at a maximum of 2,000 to 5,000 psi rated working pressure depending on size. Applications on small or medium-size drilling rigs used for water well operations, water well core drill, blast or shot hole operations. Hoses are flexible connectors in pressure lines used in conveying mud or air. For normal air or mud applications and where increased resistance to external abuse or pump pulsations is required.

**TEMPERATURE:** -40°F to +180°F (-40°C to +82°C) continuous service.

**CONSTRUCTION: Tube:** Type A (Neoprene). Black. For 1-1/2" and 2" I.D. 5,000 psi and 2" I.D. 3,000 psi. Type C (Nitrile). Black. For 1" and 1-1/4" I.D. 5,000 psi, 2-1/2" I.D. 2,500 psi and 3" I.D. 2,000 psi.

**Reinforcement:** High tensile steel wire.

**Cover:** Type A (Neoprene). Black with blue longitudinal stripes.

**COUPLINGS:** Permanent (Mulconroy – API threads only) or reusable male couplings (Wildman – API threads only). Reference pages 117-128.

Gates 16GS-16MPLN couplings for 1" I.D. 5,000 psi.

Gates 20GS-20MPAPI couplings for 1-1/4" I.D. 5,000 psi.

Gates 24PCM-24MPAPI couplings for 1-1/2" I.D. 5,000 psi.

Gates 32PCS-32MPAPI couplings for 2" I.D. 3,000 psi.

Gates 32PCM-32MPAPI couplings for 2" I.D. 5,000 psi.

For GS, PCM and PCS couplings reference Gates Hydraulic Hose Catalog #35093.

**PACKAGING:** All sizes packaged 1 length in a carton.

**BRANDING:** Continuous transfer label. Example: "Gates POWERBRAID® PLUS SLIM HOLE ROTARY 2 INCH 3000 PSI WP FLAME RESISTANT, MSHA 2G-IC-11C MADE IN U.S.A."

**SPECIAL ORDER REQUIREMENTS:** Special production runs require minimum order quantities of 3000 feet for 1" and 1800 feet for 1-1/4" through 2". For 2", 2-1/2" and 3" 50 foot lengths 600 feet. Maximum length available for 2-1/2" and 3" is 50 ft.

**REMNANT LENGTHS:** None.

**STANDARDS: Tube:** RMA (Class B) Medium oil resistance.  
**Cover:** Meets MSHA 30 CFR 18.65. Flame-Resistant.

Due to continual product improvements, Gates reserves the right to alter specs and prices without prior notice.





**Industrial Hose  
Products/List Prices**



39496-000  
July 1, 2006  
Supersedes 39496-000  
January 17, 2005

**Oilfield Hose**

**Black Gold®**  
**(API Grade D-Rotary Vibrator)**  
**(Specification 4774PE)**

**5,000 psi W.P. – 10,000 Test**

Nom. I.D.		Nom. O.D.		Max. W.P.		Suction		Min. Bend Radius		Wt. Per Ea.		Standard Pack	Stock (X) or Minimum Order Qty.	Gates Item No.	List Price Per Ea.
(In.)	(mm)	(In.)	(mm)	(psi)	(MPa)	(In. Hg.)	(mm Hg)	(In.)	(mm)	(Lbs.)	(Kg)				
2-1/2	63.5	4.14	105.2	5000	34.47	-	-	36.0	914	149.30	67.72	6 ft.	1 EA	4774-2006	\$7,792.00
2-1/2	63.5	4.14	105.2	5000	34.47	-	-	36.0	914	161.56	76.68	8 ft.	1 EA	4774-2008	8,063.50
2-1/2	63.5	4.14	105.2	5000	34.47	-	-	36.0	914	188.83	85.65	10 ft.	1 EA	4774-2010	8,666.00
2-1/2	63.5	4.14	105.2	5000	34.47	-	-	36.0	914	208.59	94.61	12 ft.	1 EA	4774-2012	9,310.00
2-1/2	63.5	4.14	105.2	5000	34.47	-	-	36.0	914	238.24	108.06	15 ft.	1 EA	4774-2015	10,143.00
2-1/2	63.5	4.14	105.2	5000	34.47	-	-	36.0	914	287.65	130.48	20 ft.	1 EA	4774-2020	11,086.00
2-1/2	63.5	4.14	105.2	5000	34.47	-	-	36.0	914	337.07	152.89	25 ft.	1 EA	4774-2025	11,986.00
2-1/2	63.5	4.14	105.2	5000	34.47	-	-	36.0	914	386.48	175.30	30 ft.	1 EA	4774-2030	12,852.00
3	76.2	4.61	117.1	5000	34.47	-	-	48.0	1219	195.95	88.88	6 ft.	1 EA	4774-4006	7,836.30
3	76.2	4.61	117.1	5000	34.47	-	-	48.0	1219	217.93	98.85	8 ft.	1 EA	4774-4008	8,374.50
3	76.2	4.61	117.1	5000	34.47	-	-	48.0	1219	239.92	108.83	10 ft.	1 EA	4774-4010	9,397.80
3	76.2	4.61	117.1	5000	34.47	-	-	48.0	1219	261.90	118.80	12 ft.	1 EA	4774-4012	10,024.20
3	76.2	4.61	117.1	5000	34.47	-	-	48.0	1219	294.87	133.75	15 ft.	1 EA	4774-4015	10,815.30
3	76.2	4.61	117.1	5000	34.47	-	-	48.0	1219	349.83	158.68	20 ft.	1 EA	4774-4020	11,877.30
3	76.2	4.61	117.1	5000	34.47	-	-	48.0	1219	404.79	183.61	25 ft.	1 EA	4774-4025	12,768.30
3	76.2	4.61	117.1	5000	34.47	-	-	48.0	1219	459.75	208.54	30 ft.	1 EA	4774-4030	14,009.40
3-1/2	88.9	5.25	133.4	5000	34.47	-	-	54.0	1372	230.47	104.54	6 ft.	1 EA	4774-6006	9,873.00
3-1/2	88.9	5.25	133.4	5000	34.47	-	-	54.0	1372	257.30	116.71	8 ft.	1 EA	4774-6008	10,659.60
3-1/2	88.9	5.25	133.4	5000	34.47	-	-	54.0	1372	284.12	128.87	10 ft.	1 EA	4774-6010	11,376.20
3-1/2	88.9	5.25	133.4	5000	34.47	-	-	54.0	1372	310.94	141.04	12 ft.	1 EA	4774-6012	11,833.20
3-1/2	88.9	5.25	133.4	5000	34.47	-	-	54.0	1372	351.18	159.29	15 ft.	1 EA	4774-6015	12,752.10
3-1/2	88.9	5.25	133.4	5000	34.47	-	-	54.0	1372	418.24	189.71	20 ft.	1 EA	4774-6020	14,340.60
3-1/2	88.9	5.25	133.4	5000	34.47	-	-	54.0	1372	485.30	220.13	25 ft.	1 EA	4774-6025	15,846.30
3-1/2	88.9	5.25	133.4	5000	34.47	-	-	54.0	1372	552.36	250.55	30 ft.	1 EA	4774-6030	19,017.90
4	101.6	5.61	142.5	5000	34.47	-	-	54.0	1372	360.00	163.29	6 ft.	1 EA	4774-8006	11,289.30
4	101.6	5.61	142.5	5000	34.47	-	-	54.0	1372	411.66	186.73	8 ft.	1 EA	4774-8008	12,015.55
4	101.6	5.61	142.5	5000	34.47	-	-	54.0	1372	463.33	210.16	10 ft.	1 EA	4774-8010	12,735.31
4	101.6	5.61	142.5	5000	34.47	-	-	54.0	1372	514.99	233.60	12 ft.	1 EA	4774-8012	14,006.25
4	101.6	5.61	142.5	5000	34.47	-	-	54.0	1372	593.39	269.16	15 ft.	1 EA	4774-8015	15,095.63
4	101.6	5.61	142.5	5000	34.47	-	-	54.0	1372	721.65	327.34	20 ft.	1 EA	4774-8020	16,904.77
4	101.6	5.61	142.5	5000	34.47	-	-	54.0	1372	850.82	385.93	25 ft.	1 EA	4774-8025	18,713.91
4	101.6	5.61	142.5	5000	34.47	-	-	54.0	1372	979.98	444.51	30 ft.	1 EA	4774-8030	20,529.53

**RECOMMENDED FOR:** Flexible connection between standpipe and swivel (Rotary Drilling) or between pump and standpipe (Rotary Vibrator) for pumping mud at extra high pressure in oil drilling and exploration work. Meets the high demands of directional drilling and down linking with negative pressure pulses and elevated temperatures. Motion Compensator hose is used for stabilization of rotary drilling and pumping equipment against vertical wave action on offshore drill platforms.

**TEMPERATURE:** -40°F to +180°F (-40°C to +82°C) continuous service.

**CONSTRUCTION: Tube:** Type C<sub>3</sub> (Modified Nitrile). 3/16" thick. Black. Specially compounded for handling abrasive, corrosive and oily drilling mud.

**Reinforcement:** Multiple layers of polyester cord over tube. Multiple layers of "close wound", high tensile steel cables, with one layer of adhesion fabric placed between cable layers. Multiple layers of reinforcement under cover.

**Cover:** Type C<sub>4</sub> (Modified Nitrile). Black. Specially compounded UltraBration cover is resistant to abrasion, corrosion, cutting, gouging, oil and weather.

**COUPLINGS:** Swaged – API male line pipe threads standard. Can be furnished with special hubs, flanges or hammer unions. Contact Denver Industrial Hose Marketing for pricing, order requirements and availability.

**NOTE:** FIELD WELDING OF FITTINGS TO COUPLING IS **NOT** RECOMMENDED.

**PACKAGING:** Each length packaged in a heavy-duty wooden crate.

**BRANDING:** One continuous longitudinal yellow transfer label (with serial number and code date embossed).

Example: "Gates BLACK GOLD® ROTARY VIBRATOR 2-1/2 INCH MAX WP 5000 PSI API SPEC 7K TESTED TO 10000 PSI GRADE D ISO 6807 LICENSE 7K-0003 MADE IN U.S.A."

**SPECIAL ORDER REQUIREMENTS:** 6 ft. is minimum length available, 30 ft. is maximum.  
**REMNANT LENGTHS:** None.

**STANDARDS:** API (American Petroleum Institute) Spec 7K.

Due to continual product improvements, Gates reserves the right to alter specs and prices without prior notice.



**Industrial Hose  
Products/List Prices**



39496-000  
July 1, 2006  
Supersedes 39496-000  
January 17, 2005

**Oilfield Hose**

**Black Gold®  
(API Grade D–Rotary Drilling)  
(Specification 4774PE)**

**5,000 psi W.P. – 10,000 Test**

Nom. I.D.		Nom. O.D.		Max. W.P.		Suction		Min. Bend Radius		Wt. Per Ea.		Standard Pack	Stock (X) or Minimum Order Qty.	Gates Item No.	List Price Per Ea.
(In.)	(mm)	(In.)	(mm)	(psi)	(MPa)	(In. Hg)	(mm Hg)	(In.)	(mm)	(Lbs.)	(Kg)				
2-1/2	63.5	4.14	105.2	5000	34.47	-	-	36.0	914	435.89	197.72	35 ft.	1 EA	4774-2035	\$13,731.00
2-1/2	63.5	4.14	105.2	5000	34.47	-	-	36.0	914	485.31	220.13	40 ft.	1 EA	4774-2040	14,688.90
2-1/2	63.5	4.14	105.2	5000	34.47	-	-	36.0	914	534.72	242.55	45 ft.	1 EA	4774-2045	15,311.00
2-1/2	63.5	4.14	105.2	5000	34.47	-	-	36.0	914	584.14	264.96	50 ft.	1 EA	4774-2050	16,473.00
2-1/2	63.5	4.14	105.2	5000	34.47	-	-	36.0	914	633.55	287.37	55 ft.	1 EA	4774-2055	17,370.00
2-1/2	63.5	4.14	105.2	5000	34.47	-	-	36.0	914	682.96	309.79	60 ft.	1 EA	4774-2060	18,664.00
2-1/2	63.5	4.14	105.2	5000	34.47	-	-	36.0	914	732.38	332.20	65 ft.	1 EA	4774-2065	20,203.00
2-1/2	63.5	4.14	105.2	5000	34.47	-	-	36.0	914	781.79	354.61	70 ft.	1 EA	4774-2070	22,221.00
2-1/2	63.5	4.14	105.2	5000	34.47	-	-	36.0	914	831.20	377.03	75 ft.	1 EA	4774-2075	23,778.00
2-1/2	63.5	4.14	105.2	5000	34.47	-	-	36.0	914	880.62	399.44	80 ft.	1 EA	4774-2080	26,105.00
2-1/2	63.5	4.14	105.2	5000	34.47	-	-	36.0	914	930.03	421.86	85 ft.	1 EA	4774-2085	28,288.90
2-1/2	63.5	4.14	105.2	5000	34.47	-	-	36.0	914	949.79	430.82	87 ft.	1 EA	4774-2087	30,356.00
2-1/2	63.5	4.14	105.2	5000	34.47	-	-	36.0	914	979.44	444.27	90 ft.	1 EA	4774-2090	31,902.00
3	76.2	4.61	117.1	5000	34.47	-	-	48.0	1219	514.71	233.47	35 ft.	1 EA	4774-4035	15,306.30
3	76.2	4.61	117.1	5000	34.47	-	-	48.0	1219	569.66	258.39	40 ft.	1 EA	4774-4040	16,500.60
3	76.2	4.61	117.1	5000	34.47	-	-	48.0	1219	624.62	283.32	45 ft.	1 EA	4774-4045	17,613.90
3	76.2	4.61	117.1	5000	34.47	-	-	48.0	1219	679.58	308.25	50 ft.	1 EA	4774-4050	19,144.80
3	76.2	4.61	117.1	5000	34.47	-	-	48.0	1219	734.54	333.18	55 ft.	1 EA	4774-4055	20,532.60
3	76.2	4.61	117.1	5000	34.47	-	-	48.0	1219	789.50	358.11	60 ft.	1 EA	4774-4060	21,866.40
3	76.2	4.61	117.1	5000	34.47	-	-	48.0	1219	844.45	383.04	65 ft.	1 EA	4774-4065	23,040.00
3	76.2	4.61	117.1	5000	34.47	-	-	48.0	1219	899.41	407.97	70 ft.	1 EA	4774-4070	24,209.10
3	76.2	4.61	117.1	5000	34.47	-	-	48.0	1219	954.37	432.90	75 ft.	1 EA	4774-4075	25,385.40
3	76.2	4.61	117.1	5000	34.47	-	-	48.0	1219	1009.33	457.82	80 ft.	1 EA	4774-4080	26,970.30
3	76.2	4.61	117.1	5000	34.47	-	-	48.0	1219	1064.29	482.75	85 ft.	1 EA	4774-4085	28,551.60
3	76.2	4.61	117.1	5000	34.47	-	-	48.0	1219	1086.27	492.71	87 ft.	1 EA	4774-4087	29,879.10
3	76.2	4.61	117.1	5000	34.47	-	-	48.0	1219	1119.24	507.68	90 ft.	1 EA	4774-4090	31,389.30
3-1/2	88.9	5.25	133.4	5000	34.47	-	-	54.0	1372	619.42	280.96	35 ft.	1 EA	4774-6035	20,906.10
3-1/2	88.9	5.25	133.4	5000	34.47	-	-	54.0	1372	686.48	311.38	40 ft.	1 EA	4774-6040	21,857.40
3-1/2	88.9	5.25	133.4	5000	34.47	-	-	54.0	1372	753.54	341.80	45 ft.	1 EA	4774-6045	22,787.10

**RECOMMENDED FOR:** Flexible connection between standpipe and swivel (Rotary Drilling) or between pump and standpipe (Rotary Vibrator) for pumping mud at extra high pressure in oil drilling and exploration work. Meets the high demands of directional drilling and down linking with negative pressure pulses and elevated temperatures. Motion Compensator hose is used for stabilization of rotary drilling and pumping equipment against vertical wave action on offshore drill platforms.

**TEMPERATURE:** -40°F to +180°F (-40°C to +82°C) continuous service.

**CONSTRUCTION: Tube:** Type C<sub>3</sub> (Modified Nitrile). 3/16" thick. Black. Specially compounded for handling abrasive, corrosive and oily drilling mud.

**Reinforcement:** Multiple layers of polyester cord over tube. Multiple layers of "close wound", high tensile steel cables, with one layer of adhesion fabric placed between cable layers. Multiple layers of reinforcement under cover.

**Cover:** Type C<sub>4</sub> (Modified Nitrile). Black. Specially compounded UltraBration cover is resistant to abrasion, corrosion, cutting, gouging, oil and weather.

**COUPLINGS:** Swaged – API male line pipe threads standard. Can be furnished with special hubs, flanges or hammer unions. Contact Denver Industrial Hose Marketing for pricing, order requirements and availability.

**NOTE:** FIELD WELDING OF FITTINGS TO COUPLING IS NOT RECOMMENDED.

**PACKAGING:** Each length packaged in a heavy-duty wooden crate.

**BRANDING:** One continuous longitudinal yellow transfer label (with serial number and code date embossed).

Example: "Gates BLACK GOLD® ROTARY VIBRATOR 2-1/2 INCH MAX WP 5000 PSI API SPEC 7K TESTED TO 10000 PSI GRADE D ISO 6807 LICENSE 7K-0003 MADE IN U.S.A."

**SPECIAL ORDER**

**REQUIREMENTS:** 35 ft. is minimum length available, 90 ft. is maximum.

**REMNANT LENGTHS:** None.

**STANDARDS:** API (American Petroleum Institute) Spec 7K.

Due to continual product improvements, Gates reserves the right to alter specs and prices without prior notice.



**Industrial Hose  
Products/List Prices**



39496-000  
July 1, 2006  
Supersedes 39496-000  
January 17, 2005

**Oilfield Hose**

**Black Gold®  
(API Grade D-Rotary Drilling)  
(Specification 4774PE)**

**5,000 psi W.P. – 10,000 Test**

Nom. I.D.		Nom. O.D.		Max. W.P.		Suction		Min. Bend Radius		Wt. Per Ea.		Standard	Stock (X) or Minimum	Gates	List Price
(In.)	(mm)	(In.)	(mm)	(psi)	(MPa)	(In. Hg)	(mm Hg)	(In.)	(mm)	(Lbs.)	(Kg)	Pack	Order Qty.	Item No.	Per Ea.
3-1/2	88.9	5.25	133.4	5000	34.47	-	-	54.0	1372	820.60	372.22	50 ft.	1 EA	4774-6050	\$23,877.90
3-1/2	88.9	5.25	133.4	5000	34.47	-	-	54.0	1372	887.66	402.64	55 ft.	1 EA	4774-6055	24,545.70
3-1/2	88.9	5.25	133.4	5000	34.47	-	-	54.0	1372	954.72	433.05	60 ft.	1 EA	4774-6060	25,882.20
3-1/2	88.9	5.25	133.4	5000	34.47	-	-	54.0	1372	1021.78	463.47	65 ft.	1 EA	4774-6065	27,217.80
3-1/2	88.9	5.25	133.4	5000	34.47	-	-	54.0	1372	1088.84	493.89	70 ft.	1 EA	4774-6070	28,551.60
3-1/2	88.9	5.25	133.4	5000	34.47	-	-	54.0	1372	1155.90	524.31	75 ft.	1 EA	4774-6075	31,298.40
3-1/2	88.9	5.25	133.4	5000	34.47	-	-	54.0	1372	1222.96	554.73	80 ft.	1 EA	4774-6080	32,901.30
3-1/2	88.9	5.25	133.4	5000	34.47	-	-	54.0	1372	1290.02	585.14	85 ft.	1 EA	4774-6085	34,418.70
3-1/2	88.9	5.25	133.4	5000	34.47	-	-	54.0	1372	1316.84	597.31	87 ft.	1 EA	4774-6087	35,117.10
3-1/2	88.9	5.25	133.4	5000	34.47	-	-	54.0	1372	1357.08	615.56	90 ft.	1 EA	4774-6090	36,098.10
4	101.6	5.61	142.5	5000	34.47	-	-	54.0	1372	1109.14	503.10	35 ft.	1 EA	4774-8035	22,390.55
4	101.6	5.61	142.5	5000	34.47	-	-	54.0	1372	1238.30	561.68	40 ft.	1 EA	4774-8040	24,199.69
4	101.6	5.61	142.5	5000	34.47	-	-	54.0	1372	1367.47	620.27	45 ft.	1 EA	4774-8045	26,015.31
4	101.6	5.61	142.5	5000	34.47	-	-	54.0	1372	1496.63	678.86	50 ft.	1 EA	4774-8050	27,824.45
4	101.6	5.61	142.5	5000	34.47	-	-	54.0	1372	1625.79	737.45	55 ft.	1 EA	4774-8055	29,633.59
4	101.6	5.61	142.5	5000	34.47	-	-	54.0	1372	1754.96	796.04	60 ft.	1 EA	4774-8060	31,422.73
4	101.6	5.61	142.5	5000	34.47	-	-	54.0	1372	1884.12	854.62	65 ft.	1 EA	4774-8065	33,258.36
4	101.6	5.61	142.5	5000	34.47	-	-	54.0	1372	2013.28	913.21	70 ft.	1 EA	4774-8070	35,067.50
4	101.6	5.61	142.5	5000	34.47	-	-	54.0	1372	2142.45	971.80	75 ft.	1 EA	4774-8075	36,876.64
4	101.6	5.61	142.5	5000	34.47	-	-	54.0	1372	2271.61	1030.39	80 ft.	1 EA	4774-8080	38,692.27
4	101.6	5.61	142.5	5000	34.47	-	-	54.0	1372	2400.77	1088.97	85 ft.	1 EA	4774-8085	40,501.41
4	101.6	5.61	142.5	5000	34.47	-	-	54.0	1372	2452.44	1112.41	87 ft.	1 EA	4774-8087	41,227.66
4	101.6	5.61	142.5	5000	34.47	-	-	54.0	1372	2529.93	1147.56	90 ft.	1 EA	4774-8090	42,732.03

**RECOMMENDED FOR:** Flexible connection between standpipe and swivel (Rotary Drilling) or between pump and standpipe (Rotary Vibrator) for pumping mud at extra high pressure in oil drilling and exploration work. Meets the high demands of directional drilling and down linking with negative pressure pulses and elevated temperatures. Motion Compensator hose is used for stabilization of rotary drilling and pumping equipment against vertical wave action on offshore drill platforms.

**TEMPERATURE:** -40°F to +180°F (-40°C to +82°C) continuous service.

**CONSTRUCTION: Tube:** Type C<sub>3</sub> (Modified Nitrile). 3/16" thick. Black. Specially compounded for handling abrasive, corrosive and oily drilling mud.

**Reinforcement:** Multiple layers of polyester cord over tube. Multiple layers of "close wound", high tensile steel cables, with one layer of adhesion fabric placed between cable layers. Multiple layers of reinforcement under cover.

**Cover:** Type C<sub>4</sub> (Modified Nitrile). Black. Specially compounded UltraBriasion cover is resistant to abrasion, corrosion, cutting, gouging, oil and weather.

**COUPLINGS:** Swaged – API male line pipe threads standard. Can be furnished with special hubs, flanges or hammer unions. Contact Denver Industrial Hose Marketing for pricing, order requirements and availability.

**NOTE:** FIELD WELDING OF FITTINGS TO COUPLING IS NOT RECOMMENDED.

**PACKAGING:** Each length packaged in a heavy-duty wooden crate.

**BRANDING:** One continuous longitudinal yellow transfer label (with serial number and code date embossed).

Example: "Gates BLACK GOLD® ROTARY VIBRATOR 2-1/2 INCH MAX WP 5000 PSI API SPEC 7K TESTED TO 10000 PSI GRADE E ISO 6807 LICENSE 7K-0003 MADE IN U.S.A."

**SPECIAL ORDER REQUIREMENTS:** 35 ft. is minimum length available, 90 ft. is maximum.

**REMNANT LENGTHS:** None.

**STANDARDS:** API (American Petroleum Institute) Spec 7K.

Due to continual product improvements, Gates reserves the right to alter specs and prices without prior notice.



**Industrial Hose  
Products/List Prices**



39496-000  
July 1, 2006  
Supersedes 39496-000  
January 17, 2005

**Oilfield Hose**

**Black Gold®  
(API Grade E-Rotary Vibrator)  
(Specification 4773PE)**

**7,500 psi W.P. – 15,000 Test**

Nom. I.D.		Nom. O.D.		Max. W.P.		Suction		Min. Bend Radius		Wt. Per Ea.		Standard Pack	Stock (X) or Minimum Order Qty.	Gates Item No.	List Price Per Ea.
(In.)	(mm)	(In.)	(mm)	(psi)	(MPa)	(In. Hg.)	(mm Hg)	(In.)	(mm)	(Lbs.)	(Kg)				
2-1/2	63.5	5.16	131.1	7500	51.71	-	-	48.0	1219	264.08	119.79	6 ft.	1 EA	4773-1106	\$10,164.24
2-1/2	63.5	5.16	131.1	7500	51.71	-	-	48.0	1219	305.45	138.55	8 ft.	1 EA	4773-1108	13,552.34
2-1/2	63.5	5.16	131.1	7500	51.71	-	-	48.0	1219	346.81	157.31	10 ft.	1 EA	4773-1110	14,272.11
2-1/2	63.5	5.16	131.1	7500	51.71	-	-	48.0	1219	388.17	176.27	12 ft.	1 EA	4773-1112	14,991.88
2-1/2	63.5	5.16	131.1	7500	51.71	-	-	48.0	1219	450.21	204.21	15 ft.	1 EA	4773-1115	16,042.34
2-1/2	63.5	5.16	131.1	7500	51.71	-	-	48.0	1219	553.62	251.12	20 ft.	1 EA	4773-1120	17,819.06
2-1/2	63.5	5.16	131.1	7500	51.71	-	-	48.0	1219	657.02	298.02	25 ft.	1 EA	4773-1125	19,718.98
2 1.2	63.5	5.16	131.1	7500	51.71	-	-	48.0	1219	760.42	344.92	30 ft.	1 EA	4773-1130	21,353.05
3	76.2	5.66	143.8	7500	51.71	-	-	48.0	1219	298.41	135.36	6 ft.	1 EA	4773-3106	11,034.78
3	76.2	5.66	143.8	7500	51.71	-	-	48.0	1219	344.54	156.28	8 ft.	1 EA	4773-3108	14,713.05
3	76.2	5.66	143.8	7500	51.71	-	-	48.0	1219	390.68	177.21	10 ft.	1 EA	4773-3110	15,484.69
3	76.2	5.66	143.8	7500	51.71	-	-	48.0	1219	436.81	198.13	12 ft.	1 EA	4773-3112	16,256.33
3	76.2	5.66	143.8	7500	51.71	-	-	48.0	1219	506.02	229.53	15 ft.	1 EA	4773-3115	17,391.09
3	76.2	5.66	143.8	7500	51.71	-	-	48.0	1219	621.35	281.84	20 ft.	1 EA	4773-3120	19,303.98
3	76.2	5.66	143.8	7500	51.71	-	-	48.0	1219	736.69	334.16	25 ft.	1 EA	4773-3125	21,340.08
3	76.2	5.66	143.8	7500	51.71	-	-	48.0	1219	852.03	386.47	30 ft.	1 EA	4773-3130	23,103.83
3-1/2	88.9	6.04	153.4	7500	51.71	-	-	54.0	1372	350.02	158.77	6 ft.	1 EA	4773-5106	12,167.94
3-1/2	88.9	6.04	153.4	7500	51.71	-	-	54.0	1372	401.70	182.21	8 ft.	1 EA	4773-5108	16,223.91
3-1/2	88.9	6.04	153.4	7500	51.71	-	-	54.0	1372	453.37	205.65	10 ft.	1 EA	4773-5110	17,060.39
3-1/2	88.9	6.04	153.4	7500	51.71	-	-	54.0	1372	505.05	229.09	12 ft.	1 EA	4773-5112	17,896.88
3-1/2	88.9	6.04	153.4	7500	51.71	-	-	54.0	1372	582.56	264.25	15 ft.	1 EA	4773-5115	19,122.42
3-1/2	88.9	6.04	153.4	7500	51.71	-	-	54.0	1372	711.74	322.84	20 ft.	1 EA	4773-5120	21,184.45
3-1/2	88.9	6.04	153.4	7500	51.71	-	-	54.0	1372	840.93	381.44	25 ft.	1 EA	4773-5125	23,376.17
3-1/2	88.9	6.04	153.4	7500	51.71	-	-	54.0	1372	970.12	440.04	30 ft.	1 EA	4773-5130	25,302.03
4	101.6	6.40	162.6	7500	51.71	-	-	60.0	1524	376.64	170.84	7 ft.	1 EA	4773-7107	15,313.69
4	101.6	6.40	162.6	7500	51.71	-	-	60.0	1524	433.86	196.80	8 ft.	1 EA	4773-7108	17,501.33
4	101.6	6.40	162.6	7500	51.71	-	-	60.0	1524	491.07	222.75	10 ft.	1 EA	4773-7110	18,402.66
4	101.6	6.40	162.6	7500	51.71	-	-	60.0	1524	548.28	248.70	12 ft.	1 EA	4773-7112	19,297.50
4	101.6	6.40	162.6	7500	51.71	-	-	60.0	1524	634.11	287.63	15 ft.	1 EA	4773-7115	20,613.83
4	101.6	6.40	162.6	7500	51.71	-	-	60.0	1524	777.14	352.51	20 ft.	1 EA	4773-7120	22,837.97
4	101.6	6.40	162.6	7500	51.71	-	-	60.0	1524	920.18	417.39	25 ft.	1 EA	4773-7125	25,178.83
4	101.6	6.40	162.6	7500	51.71	-	-	60.0	1524	1063.21	482.26	30 ft.	1 EA	4773-7130	27,253.83

**RECOMMENDED FOR:** Flexible connection between standpipe and swivel (Rotary Drilling) or between pump and standpipe (Rotary Vibrator) for pumping mud at extra high pressure in oil drilling and exploration work. Meets the high demands of directional drilling and down linking with negative pressure pulses and elevated temperatures.

**TEMPERATURE:** -40°F to +180°F (-40°C to +82°C) continuous service.

**CONSTRUCTION:** **Tube:** Type C<sub>3</sub> (Modified Nitrile). 3/16" thick. Black. Specially compounded for handling abrasive, corrosive and oily drilling mud.

**Reinforcement:** Multiple layers of polyester cord over tube. Multiple layers of "close wound" high tensile plated steel cables, with one layer of adhesion fabric placed between cable layers. Multiple layers of reinforcement under cover.

**Cover:** Type C<sub>4</sub> (Modified Nitrile). Black. Specially compounded UltraBration cover is resistant to abrasion, corrosion, cutting, gouging, oil and weather.

**COUPLINGS:** Swaged – API 7K hose assemblies with working pressures exceeding 5,000 psi, the end fitting will be butt-welded onto the hose coupling. Can be furnished with special hubs, flanges or hammer unions. Contact Denver Industrial Hose Marketing for pricing, order requirements and availability.

**NOTE:** FIELD WELDING OF FITTINGS TO COUPLING IS NOT RECOMMENDED.

**PACKAGING:** Each length packaged in a heavy-duty wooden crate.

**BRANDING:** One continuous longitudinal yellow transfer label (with serial number and code date embossed).

Example: "Gates BLACK GOLD® ROTARY VIBRATOR 2-1/2 INCH MAX WP 7500 PSI API SPEC 7K TESTED TO 15000 PSI GRADE E ISO 6807 LICENSE 7K-0003 MADE IN U.S.A."

**SPECIAL ORDER REQUIREMENTS:** 6 ft. is minimum length available, 30 ft. is maximum.  
**REMNANT LENGTHS:** None.

**STANDARDS:** API (American Petroleum Institute) Spec 7K.

Due to continual product improvements, Gates reserves the right to alter specs and prices without prior notice.



**Industrial Hose  
Products/List Prices**



39496-000  
July 1, 2006  
Supersedes 39496-000  
January 17, 2005

**Oilfield Hose**

**Black Gold®**  
**(API Grade E-Rotary Drilling)**  
(Specification 4773PE)

**7,500 psi W.P. – 15,000 Test**

Nom. I.D.		Nom. O.D.		Max. W.P.		Suction		Min. Bend Radius		Wt. Per Ea.		Standard Pack	Stock (X) or Minimum Order Qty.	Gates Item No.	List Price Per Ea.
(In.)	(mm)	(In.)	(mm)	(psi)	(MPa)	(In. Hg)	(mm Hg)	(In.)	(mm)	(Lbs.)	(Kg)	Pack	Order Qty.	Item No.	Per Ea.
2-1/2	63.5	5.16	131.1	7500	51.71	-	-	48.0	1214	863.83	391.83	35 ft.	1 EA	4773-1135	\$22,987.11
2-1/2	63.5	5.16	131.1	7500	51.71	-	-	48.0	1214	967.23	438.73	40 ft.	1 EA	4773-1140	24,621.17
2-1/2	63.5	5.16	131.1	7500	51.71	-	-	48.0	1214	1070.64	485.63	45 ft.	1 EA	4773-1145	26,255.23
2-1/2	63.5	5.16	131.1	7500	51.71	-	-	48.0	1214	1174.04	532.54	50 ft.	1 EA	4773-1150	27,889.30
2-1/2	63.5	5.16	131.1	7500	51.71	-	-	48.0	1214	1277.44	579.44	55 ft.	1 EA	4773-1155	29,523.36
2-1/2	63.5	5.16	131.1	7500	51.71	-	-	48.0	1214	1381.28	626.54	60 ft.	1 EA	4773-1160	31,157.42
2-1/2	63.5	5.16	131.1	7500	51.71	-	-	48.0	1214	1484.25	673.25	65 ft.	1 EA	4773-1165	32,791.48
2-1/2	63.5	5.16	131.1	7500	51.71	-	-	48.0	1214	1587.66	720.15	70 ft.	1 EA	4773-1170	34,898.91
2-1/2	63.5	5.16	131.1	7500	51.71	-	-	48.0	1214	1691.06	767.05	75 ft.	1 EA	4773-1175	36,532.97
2-1/2	63.5	5.16	131.1	7500	51.71	-	-	48.0	1214	1794.46	813.95	80 ft.	1 EA	4773-1180	38,167.03
2-1/2	63.5	5.16	131.1	7500	51.71	-	-	48.0	1214	1897.87	860.86	85 ft.	1 EA	4773-1185	39,801.09
2-1/2	63.5	5.16	131.1	7500	51.71	-	-	48.0	1214	1939.23	879.62	87 ft.	1 EA	4773-1187	40,456.02
2-1/2	63.5	5.16	131.1	7500	51.71	-	-	48.0	1214	2001.27	907.76	90 ft.	1 EA	4773-1190	41,435.16
3	76.2	5.66	143.8	7500	51.71	-	-	48.0	1214	967.37	438.79	35 ft.	1 EA	4773-3135	24,874.06
3	76.2	5.66	143.8	7500	51.71	-	-	48.0	1214	1082.07	490.82	40 ft.	1 EA	4773-3140	26,644.30
3	76.2	5.66	143.8	7500	51.71	-	-	48.0	1214	1198.05	543.43	45 ft.	1 EA	4773-3145	28,408.05
3	76.2	5.66	143.8	7500	51.71	-	-	48.0	1214	1313.39	595.74	50 ft.	1 EA	4773-3150	30,178.28
3	76.2	5.66	143.8	7500	51.71	-	-	48.0	1214	1428.72	648.06	55 ft.	1 EA	4773-3155	31,948.52
3	76.2	5.66	143.8	7500	51.71	-	-	48.0	1214	1544.06	700.37	60 ft.	1 EA	4773-3160	33,718.75
3	76.2	5.66	143.8	7500	51.71	-	-	48.0	1214	1659.40	752.69	65 ft.	1 EA	4773-3165	35,482.50
3	76.2	5.66	143.8	7500	51.71	-	-	48.0	1214	1774.74	805.01	70 ft.	1 EA	4773-3170	37,226.09
3	76.2	5.66	143.8	7500	51.71	-	-	48.0	1214	1935.78	878.06	75 ft.	1 EA	4773-3175	39,496.33
3	76.2	5.66	143.8	7500	51.71	-	-	48.0	1214	2005.42	909.64	80 ft.	1 EA	4773-3180	41,260.08
3	76.2	5.66	143.8	7500	51.71	-	-	48.0	1214	2120.75	961.96	85 ft.	1 EA	4773-3185	43,030.31
3	76.2	5.66	143.8	7500	51.71	-	-	48.0	1214	2166.89	982.89	87 ft.	1 EA	4773-3187	43,737.11
3	76.2	5.66	143.8	7500	51.71	-	-	48.0	1214	2236.09	1014.27	90 ft.	1 EA	4773-3190	44,800.55
3-1/2	88.9	6.04	153.4	7500	51.71	-	-	54.0	1372	1099.30	498.63	35 ft.	1 EA	4773-5135	27,227.89
3-1/2	88.9	6.04	153.4	7500	51.71	-	-	54.0	1372	1228.49	557.23	40 ft.	1 EA	4773-5140	29,147.24
3-1/2	88.9	6.04	153.4	7500	51.71	-	-	54.0	1372	1357.67	615.83	45 ft.	1 EA	4773-5145	31,073.13

**RECOMMENDED FOR:** Flexible connection between standpipe and swivel (Rotary Drilling) or between pump and standpipe (Rotary Vibrator) for pumping mud at extra high pressure in oil drilling and exploration work. Meets the high demands of directional drilling and down linking with negative pressure pulses and elevated temperatures.

**TEMPERATURE:** -40°F to +180°F (-40°C to +82°C) continuous service.

**CONSTRUCTION: Tube:** Type C<sub>3</sub> (Modified Nitrile). 3/16" thick. Black. Specially compounded for handling abrasive, corrosive and oily drilling mud.

**Reinforcement:** Multiple layers of polyester cord over tube. Multiple layers of "close wound" high tensile plated steel cables, with one layer of adhesion fabric placed between cable layers. Multiple layers of reinforcement under cover.

**Cover:** Type C<sub>4</sub> (Modified Nitrile). Black. Specially compounded UltraBration cover is resistant to abrasion, corrosion, cutting, gouging, oil and weather.

**COUPLINGS:** Swaged – API 7K hose assemblies with working pressures exceeding 5,000 psi, the end fitting will be butt-welded onto the hose coupling. Can be furnished with special hubs, flanges or hammer unions. Contact Denver Industrial Hose Marketing for pricing, order requirements and availability.

**NOTE:** FIELD WELDING OF FITTINGS TO COUPLING IS NOT RECOMMENDED.

**PACKAGING:** Each length packaged in a heavy-duty wooden crate.

**BRANDING:** One continuous longitudinal yellow transfer label (with serial number and code date embossed).

Example: "Gates BLACK GOLD® ROTARY VIBRATOR 2-1/2 INCH MAX WP 7500 PSI API SPEC 7K TESTED TO 15000 PSI GRADE E ISO 6807 LICENSE 7K-0003 MADE IN U.S.A."

**SPECIAL ORDER REQUIREMENTS:** 35 ft. is minimum length available, 90 ft. is maximum.  
**REMANANT LENGTHS:** None.

**STANDARDS:** API (American Petroleum Institute) Spec 7K.

Due to continual product improvements, Gates reserves the right to alter specs and prices without prior notice.



**Industrial Hose  
Products/List Prices**



39496-000  
July 1, 2006  
Supersedes 39496-000  
January 17, 2005

**Oilfield Hose**

**Black Gold®  
(API Grade E–Rotary Drilling)  
(Specification 4773PE)**

**7,500 psi W.P. – 15,000 Test**

Nom. I.D.		Nom. O.D.		Max. W.P.		Suction		Min. Bend Radius		Wt. Per Ea.		Standard Pack	Stock (X) or Minimum Order Qty.	Gates Item No.	List Price Per Ea.
(In.)	(mm)	(In.)	(mm)	(psi)	(MPa)	(In. Hg)	(mm Hg)	(In.)	(mm)	(Lbs.)	(Kg)				
3-1/2	88.9	6.04	153.4	7500	51.71	-	-	54.0	1372	1486.86	674.43	50 ft.	1 EA	4773-5150	\$32,998.98
3-1/2	88.9	6.04	153.4	7500	51.71	-	-	54.0	1372	1616.05	733.03	55 ft.	1 EA	4773-5155	34,924.84
3-1/2	88.9	6.04	153.4	7500	51.71	-	-	54.0	1372	1745.23	791.62	60 ft.	1 EA	4773-5160	36,844.22
3-1/2	88.9	6.04	153.4	7500	51.71	-	-	54.0	1372	1874.42	850.22	65 ft.	1 EA	4773-5165	38,770.08
3-1/2	88.9	6.04	153.4	7500	51.71	-	-	54.0	1372	2003.60	908.82	70 ft.	1 EA	4773-5170	41,169.30
3-1/2	88.9	6.04	153.4	7500	51.71	-	-	54.0	1372	2132.79	967.42	75 ft.	1 EA	4773-5175	43,088.67
3-1/2	88.9	6.04	153.4	7500	51.71	-	-	54.0	1372	2261.98	1026.02	80 ft.	1 EA	4773-5180	45,014.53
3-1/2	88.9	6.04	153.4	7500	51.71	-	-	54.0	1372	2391.16	1084.61	85 ft.	1 EA	4773-5185	46,940.39
3-1/2	88.9	6.04	153.4	7500	51.71	-	-	54.0	1372	2442.84	1108.05	87 ft.	1 EA	4773-5187	47,712.03
3-1/2	88.9	6.04	153.4	7500	51.71	-	-	54.0	1372	2520.35	1143.21	90 ft.	1 EA	4773-5190	48,866.25
4	101.6	6.40	162.6	7500	51.71	-	-	60.0	1524	1206.25	547.15	35 ft.	1 EA	4773-7135	29,335.31
4	101.6	6.40	162.6	7500	51.71	-	-	60.0	1524	1349.28	612.02	40 ft.	1 EA	4773-7140	31,410.31
4	101.6	6.40	162.6	7500	51.71	-	-	60.0	1524	1492.32	676.91	45 ft.	1 EA	4773-7145	33,491.80
4	101.6	6.40	162.6	7500	51.71	-	-	60.0	1524	1635.35	741.78	50 ft.	1 EA	4773-7150	35,566.80
4	101.6	6.40	162.6	7500	51.71	-	-	60.0	1524	1778.39	806.66	55 ft.	1 EA	4773-7155	37,648.28
4	101.6	6.40	162.6	7500	51.71	-	-	60.0	1524	1921.42	871.54	60 ft.	1 EA	4773-7160	39,723.28
4	101.6	6.40	162.6	7500	51.71	-	-	60.0	1524	2064.46	936.42	65 ft.	1 EA	4773-7165	41,804.77
4	101.6	6.40	162.6	7500	51.71	-	-	60.0	1524	2207.49	1001.30	70 ft.	1 EA	4773-7170	44,353.13
4	101.6	6.40	162.6	7500	51.71	-	-	60.0	1524	2350.53	1066.18	75 ft.	1 EA	4773-7175	46,434.61
4	101.6	6.40	162.6	7500	51.71	-	-	60.0	1524	2493.56	1131.36	80 ft.	1 EA	4773-7180	48,509.61
4	101.6	6.40	162.6	7500	51.71	-	-	60.0	1524	2636.60	1195.94	85 ft.	1 EA	4773-7185	50,591.09
4	101.6	6.40	162.6	7500	51.71	-	-	60.0	1524	2693.81	1221.89	87 ft.	1 EA	4773-7187	51,421.09
4	101.6	6.40	162.6	7500	51.71	-	-	60.0	1524	2779.63	1260.82	90 ft.	1 EA	4773-7190	52,666.09

**RECOMMENDED FOR:** Flexible connection between standpipe and swivel (Rotary Drilling) or between pump and standpipe (Rotary Vibrator) for pumping mud at extra high pressure in oil drilling and exploration work. Meets the high demands of directional drilling and down linking with negative pressure pulses and elevated temperatures.

**TEMPERATURE:** -40°F to +180°F (-40°C to +82°C) continuous service.

**CONSTRUCTION:** **Tube:** Type C<sub>3</sub> (Modified Nitrile). 3/16" thick. Black. Specially compounded for handling abrasive, corrosive and oily drilling mud.

**Reinforcement:** Multiple layers of polyester cord over tube. Multiple layers of "close wound" high tensile plated steel cables, with one layer of adhesion fabric placed between cable layers. Multiple layers of reinforcement under cover.

**Cover:** Type C<sub>4</sub> (Modified Nitrile). Black. Specially compounded UltraBration cover is resistant to abrasion, corrosion, cutting, gouging, oil and weather.

**COUPLINGS:** Swaged – API 7K hose assemblies with working pressures exceeding 5,000 psi, the end fitting will be butt-welded onto the hose coupling. Can be furnished with special hubs, flanges or hammer unions. Contact Denver Industrial Hose Marketing for pricing, order requirements and availability.

**NOTE:** FIELD WELDING OF FITTINGS TO COUPLING IS NOT RECOMMENDED.

**PACKAGING:** Each length packaged in a heavy-duty wooden crate.

**BRANDING:** One continuous longitudinal yellow transfer label (with serial number and code date embossed).

Example: "Gates BLACK GOLD® ROTARY VIBRATOR 2-1/2 INCH MAX WP 7500 PSI API SPEC 7K TESTED TO 15000 PSI GRADE E ISO 6807 LICENSE 7K-0003 MADE IN U.S.A."

**SPECIAL ORDER REQUIREMENTS:** 35 ft. is minimum length available, 90 ft. is maximum.

**REMNANT LENGTHS:** None.

**STANDARDS:** API (American Petroleum Institute) Spec 7K.

Due to continual product improvements, Gates reserves the right to alter specs and prices without prior notice.



**Industrial Hose  
Products/List Prices**




39496-000  
July 1, 2006  
Supersedes 39496-000  
January 17, 2005


**Oilfield Hose**

**Safety Clamps & Chain**  
For Rotary Vibrator/Drilling Hose

**Grade "D" Rotary Hose or  
Motion Compensator Hose  
5,000 psi W.P. – 10,000 Test**

Nom. I.D. (In.)	 (mm)	Standard Pack	Stock (X) or Minimum Order Qty.	Gates Item. No.	List Price Per Ea.
2-1/2	63.5	1 EA	X	7361-0825	\$400.00
3	76.2	1 EA	X	7361-0830	400.00
3-1/2	88.9	1 EA	X	7361-0835	400.00
4	101.6	1 EA	X	7361-0840	400.00

**Grade "E" Rotary Hose  
7,500 psi W.P. – 15,000 Test**

Nom. I.D. (In.)	 (mm)	Standard Pack	Stock (X) or Minimum Order Qty.	Gates Item. No.	List Price Per Ea.
2-1/2	63.5	1 EA	X	7361-0835	\$400.00
3	76.2	1 EA	X	7361-0840	400.00
3-1/2	88.9	1 EA	X	7361-0845	400.00
4	101.6	1 EA	X	7361-0850	400.00

**SAFETY CLAMP:** A set of safety clamps can be obtained on special order. Location for attaching these safety clamps is shown by notations marked at each end of the assembly.

**NOTE:** Not sold separately.

Due to continual product improvements, Gates reserves the right to alter specs and prices without prior notice.



**Industrial Hose  
Products/List Prices**



39496-000  
July 1, 2006  
Supersedes 39496-000  
January 17, 2005

**Petroleum Transfer Hose**

**Longhorn®**  
(Specification 4688CC/4688DC)

**Smooth Cover (4688CC)**

Nom. I.D.		Nom. O.D.		Max. W.P.		Suction		Min. Bend Radius		Wt. Per Ft.		Standard Pack	Stock (X) or Minimum Order Qty.	Gates Item No.	List Price Per Ft.
						(In. Hg.)	(mm Hg)			(Lbs.)	(Kg)				
1	25.4	1.50	38.1	150	1.03	30.0	762	3.0	76	.60	.27	100 ft.	X	4688-1305	\$11.34
1-1/4	31.8	1.75	44.5	150	1.03	30.0	762	4.0	102	.72	.33	100 ft.	X	4688-1306	12.41
1-1/2	38.1	2.02	51.3	150	1.03	30.0	762	4.0	102	.88	.36	100 ft.	X	4688-1307	13.61
2	50.8	2.52	64.0	150	1.03	30.0	762	6.0	152	1.12	.51	100 ft.	X	4688-1308	14.31
2-1/2	63.5	3.05	77.5	150	1.03	30.0	762	8.0	203	1.50	.68	100 ft.	X	4688-1309	19.08
3	76.2	3.58	90.9	150	1.03	30.0	762	9.0	229	1.90	.86	100 ft.	X	4688-1310	22.00
4	101.6	4.62	117.4	150	1.03	30.0	762	12.0	305	2.65	1.20	100 ft.	X	4688-1311	31.10

**Corrugated Cover (4688DC)**

Nom. I.D.		Nom. O.D.		Max. W.P.		Suction		Min. Bend Radius		Wt. Per Ft.		Standard Pack	Stock (X) or Minimum Order Qty.	Gates Item No.	List Price Per Ft.
						(In. Hg.)	(mm Hg)			(Lbs.)	(Kg)				
2	50.8	2.52	64.0	150	1.03	30.0	762	5.0	127	1.13	.51	100 ft.	X	4688-1351	\$14.31
3	76.2	3.58	90.9	150	1.03	30.0	762	8.0	203	1.78	.81	100 ft.	X	4688-1352	22.00
4	101.6	4.64	117.9	150	1.03	30.0	762	11.0	279	2.65	1.20	100 ft.	X	4688-1353	31.10
6	152.4	6.87	174.5	150	1.03	30.0	762	17.0	432	5.91	2.68	50 ft.	X	4688-1355	74.64

**RECOMMENDED FOR:** Commercial gasolines, diesel oils, fuel oils and other petroleum products. Ideal for oil field service truck use. Compatible with commercially available Bio-Diesel fuels up to B-100.

**TEMPERATURE:** -40°F to +180°F (-40°C to +82°C). **Warning: Do not convey fuels over 120°F (+49°C).**

**CONSTRUCTION:** **Tube:** Type C (Nitrile). Black.  
**Reinforcement:** Synthetic, high tensile textile with steel wire helix.  
**Cover:** Type A (Neoprene). Black with red spiral stripe.

**COUPLINGS:** , , or . Reference pages 118-128.

**PACKAGING:** All lengths coiled and wrapped in polyethylene.

**BRANDING:** Continuous transfer label. Example: “ Longhorn® Petroleum Transfer 150 PSI (1.03MPa) WP Made In U.S.A.”

**SPECIAL ORDER REQUIREMENTS:** Special production runs require minimum order quantities of 400 feet for sizes through 4" and 200 feet for sizes above 4". If a special transfer label is required, contact Denver Industrial Hose Marketing for minimum quantity.

**Specific cut lengths available through the Cut Length Program. Contact Customer Service for details.**

**REMNANT LENGTHS:** Remnant lengths are sometimes available in popular sizes at a discount. Contact Denver Industrial Hose Marketing for pricing, order requirements and availability.

**STANDARDS:** **Tube:** RMA (Class A) High oil resistance.

Due to continual product improvements, Gates reserves the right to alter specs and prices without prior notice.





**Industrial Hose  
Products/List Prices**



39496-000  
July 1, 2006  
Supersedes 39496-000  
January 17, 2005

**Petroleum Transfer Hose**

**Steer®**

(Specification 4688CN)

Nom. I.D.		Nom. O.D.		Max. W.P.		Suction		Min. Bend Radius		Wt. Per Ft.		Standard Pack	Stock (X) or Minimum Order Qty.	Gates Item No.	List Price Per Ft.
(In.)	(mm)	(In.)	(mm)	(psi)	(MPa)	(In. Hg.)	(mm Hg)	(In.)	(mm)	(Lbs.)	(Kg)				
2	50.8	2.44	62.0	150	1.03	-	-	-	-	.93	.42	100 ft.	X	4688-1320	\$12.88
3	76.2	3.45	87.6	150	1.03	-	-	-	-	1.39	.63	100 ft.	X	4688-1321	19.80
4	101.6	4.51	114.6	150	1.03	-	-	-	-	2.03	.92	100 ft.	X	4688-1322	27.99

**RECOMMENDED FOR:** Commercial gasolines, diesel oils, fuel oils and other petroleum products for discharge service. Compatible with commercially available Bio-Diesel fuels up to B-100.

**TEMPERATURE:** -40°F to +180°F (-40°C to +82°C). **WARNING: Do not convey fuels over 120°F (+49°C).**

**CONSTRUCTION:** **Tube:** Type C (Nitrile). Black.  
**Reinforcement:** Synthetic, high tensile textile with static conductor.  
**Cover:** Type A (Neoprene). Black with red spiral stripe.

**COUPLINGS:** , , or . Reference pages 118-128.

**PACKAGING:** 100' length coiled and wrapped in polyethylene.

**BRANDING:** Continuous transfer label. Example: “ Steer® Petroleum Transfer Discharge 150 PSI (1.03MPa) WP Made In U.S.A.”

**SPECIAL ORDER REQUIREMENTS:** Special production runs require minimum order quantities of 400 feet per size. If a special transfer label is required, contact Denver Industrial Hose Marketing for minimum quantity.

**Specific cut lengths available through the Cut Length Program. Contact Customer Service for details.**

**REMNANT LENGTHS:** Remnant lengths are sometimes available in popular sizes at a discount. Contact Denver Industrial Hose Marketing for pricing, order requirements and availability.

**STANDARDS:** **Tube:** RMA (Class A) High oil resistance.

Due to continual product improvements, Gates reserves the right to alter specs and prices without prior notice.



**Industrial Hose  
Products/List Prices**



39496-000  
July 1, 2006  
Supersedes 39496-000  
January 17, 2005

**Petroleum Transfer Hose**

**Maverick™**  
(Specification 4687R)

Nom. I.D.		Nom. O.D.		Max. W.P.		Suction		Min. Bend Radius		Wt. Per Ft.		Standard Pack	Stock (X) or Minimum Order Qty.	Gates Item No.	List Price Per Ft.
(In.)	(mm)	(In.)	(mm)	(psi)	(MPa)	(In. Hg.)	(mm Hg)	(In.)	(mm)	(Lbs.)	(Kg)				
2	50.8	2.48	63.0	100	.69	30.0	762	4.0	102	1.08	.49	100 ft.	X	4687-0251	\$12.88
3	76.2	3.50	88.9	100	.69	30.0	762	6.0	152	1.73	.79	100 ft.	X	4687-0252	19.80
4	101.6	4.50	114.3	100	.69	30.0	762	11.0	279	2.25	1.02	100 ft.	X	4687-0253	27.99

**RECOMMENDED FOR:** Tank truck or storage tank transfer of commercial gasolines, diesel fuel, oils and other petroleum products. Ideal for oilfield service truck use. Compatible with commercially available Bio-Diesel fuels up to B-100.

**TEMPERATURE:** -40°F to +180°F (-40°C to +82°C). **Warning: Do not convey fuels over 120°F (+49°C).**

**CONSTRUCTION:** **Tube:** Type C (Nitrile). Black.  
**Reinforcement:** Synthetic, high tensile textile with steel wire helix.  
**Cover:** Type C<sub>2</sub> (Modified Nitrile). Red corrugated with white spiral stripe.

**COUPLINGS:** . Reference pages 118-128.

**PACKAGING:** 100' length coiled and wrapped in polyethylene.

**BRANDING:** Continuous transfer label. Example: “ Maverick™ Petroleum Transfer 100 PSI (.69MPa) WP Made In U.S.A.”

**SPECIAL ORDER REQUIREMENTS:** Special production runs require minimum order quantities of 400 feet per size. If a special transfer label is required, contact Denver Industrial Hose Marketing for minimum quantity.

**REMNANT LENGTHS:** Remnant lengths are sometimes available in popular sizes at a discount. Contact Denver Industrial Hose Marketing for pricing, order requirements and availability.

**STANDARDS:** **Tube:** RMA (Class A) High oil resistance.

Due to continual product improvements, Gates reserves the right to alter specs and prices without prior notice.



**Industrial Hose  
Products/List Prices**



39496-000  
July 1, 2006  
Supersedes 39496-000  
January 17, 2005

**Petroleum Transfer Hose**

**Brahma<sup>®</sup>**  
(Specification 4688RB)

Nom. I.D. (In.)	 (mm)	Nom. O.D. (In.)	 (mm)	Max. W.P. (psi)	 (MPa)	Suction (In. Hg.)	 (mm Hg)	Min. Bend Radius (In.)	 (mm)	Wt. Per Ft. (Lbs.)	 (Kg)	Standard Pack	Stock (X) or Minimum Order Qty.	Gates Item No.	List Price Per Ft.
2	50.8	2.42	61.5	150	1.03	30.0	762	5.0	127	.98	.45	100 ft.	X	4688-1505	\$15.74
3	76.2	3.47	88.1	150	1.03	30.0	762	8.0	203	1.53	.69	100 ft.	X	4688-1507	24.20
4	101.6	4.52	114.8	150	1.03	30.0	762	11.0	279	2.10	.95	100 ft.	X	4688-1508	34.21

**RECOMMENDED FOR:** Use for commercial gasoline, diesel oils, fuel oils and other petroleum products where external abrasion resistance is critical. Ideal for oil field service truck use. Compatible with commercially available Bio-Diesel fuels up to B-100.

**TEMPERATURE:** -40°F to +180°F (-40°C to +82°C). **WARNING: Do not convey fuels over 120°F (+49°C).**

**CONSTRUCTION:** **Tube:** Type C (Nitrile). Black.  
**Reinforcement:** Synthetic, high tensile textile with steel wire helix.  
**Cover:** Type L (UHMWPE) over a base of Type A (Neoprene). Black corrugated cover with black dots and red spiral stripe.

**COUPLINGS:** 7, 26, or 49. Reference pages 118-128.

**PACKAGING:** All lengths coiled and wrapped in polyethylene.

**BRANDING:** Continuous transfer label. Example: “ Brahma<sup>®</sup> Petroleum Transfer 150 PSI (1.03MPa) WP Made In U.S.A.”

**SPECIAL ORDER REQUIREMENTS:** Special production runs require minimum order quantities of 400 feet per size. If a special transfer label is required, contact Denver Industrial Hose Marketing for minimum quantity.

**Specific cut lengths available through the Cut Length Program. Contact Customer Service for details.**

**REMNANT LENGTHS:** Remnant lengths are sometimes available in popular sizes at a discount. Contact Denver Industrial Hose Marketing for pricing, order requirements and availability.

**STANDARDS:** **Tube:** RMA (Class A) High oil resistance.

Due to continual product improvements, Gates reserves the right to alter specs and prices without prior notice.



**Industrial Hose  
Products/List Prices**

39496-000  
July 1, 2006  
Supersedes 39496-000  
January 17, 2005

**Petroleum Transfer Hose**

**Super-Vac®**  
(Specification 4688V)

Nom. I.D.		Nom. O.D.		Max. W.P.		Suction		Min. Bend Radius		Wt. Per Ft.		Standard Pack	Stock (X) or Minimum Order Qty.	Gates Item No.	List Price Per Ft.
(In.)	(mm)	(In.)	(mm)	(psi)	(MPa)	(In. Hg.)	(mm Hg)	(In.)	(mm)	(Lbs.)	(Kg)				
1	25.4	1.42	36.1	150	1.03	30.0	762	3.0	76	.52	.24	100 ft.	X	4688-0651	\$8.53
1-1/4	31.8	1.68	42.7	150	1.03	30.0	762	3.0	76	.67	.30	100 ft.	X	4688-0653	9.05
1-1/2	38.1	1.97	50.0	150	1.03	30.0	762	3.0	76	.77	.35	100 ft.	X	4688-0656	9.84
2	50.8	2.47	62.7	150	1.03	30.0	762	4.0	102	.99	.45	100 ft.	X	4688-0665	12.11
2-1/2	63.5	2.99	75.9	150	1.03	30.0	762	5.0	127	1.46	.66	100 ft.	X	4688-0675	15.68
3	76.2	3.52	89.4	150	1.03	30.0	762	6.0	152	1.76	.80	100 ft.	X	4688-0680	17.88
4	101.6	4.52	114.8	100	.69	30.0	762	8.0	203	2.29	1.04	100 ft.	X	4688-0690	23.93
6	152.4	6.67	169.4	60	.41	30.0	762	18.0	457	4.37	1.98	50 ft.	X	4688-0698	39.87
6	152.4	6.67	169.4	60	.41	30.0	762	18.0	457	4.37	1.98	20 ft.	X	4688-0697	39.87

**RECOMMENDED FOR:** Tank truck service, including oil field vacuum truck, where full suction or rated working pressures are required. Ideal for applications handling crude oil, salt and fresh water, tank bottoms, drilling mud, dilute solutions of hydrochloric acids, diesel fuels and sewage transfer. Reference Gates Chemical Resistance Table on page 152.

**NOTE: NOT RECOMMENDED FOR REFINED PETROLEUM PRODUCTS SUCH AS GASOLINE.**

**TEMPERATURE:** -40°F to +150°F (-40°C to +66°C) continuous service. **NOTE: Diesel fuel normally conveyed below 120°F (+49°C).**

**CONSTRUCTION:** **Tube:** Type C (Nitrile). Black.  
**Reinforcement:** Synthetic, high tensile textile with steel wire helix.  
**Cover:** Type D (SBR). Black corrugated with blue spiral stripe.

**COUPLINGS:** . Reference pages 118-128.

**PACKAGING:** All lengths coiled and wrapped in polyethylene.

**BRANDING:** Continuous transfer label. Example: “ Super-Vac® Oil Field Vacuum 150 PSI (1.03MPa) WP Made In U.S.A.”

**SPECIAL ORDER REQUIREMENTS:** Special production runs require minimum order quantities of 400 feet for sizes through 4" and 200 feet for sizes above 4". If a special transfer label is required, contact Denver Industrial Hose Marketing for minimum quantity.

**Specific cut lengths available through the Cut Length Program. Contact Customer Service for details.**

**REMNANT LENGTHS:** Remnant lengths are sometimes available in popular sizes at a discount. Contact Denver Industrial Hose Marketing for pricing, order requirements and availability.

**STANDARDS:** **Tube:** RMA (Class B) Medium oil resistance.

Due to continual product improvements, Gates reserves the right to alter specs and prices without prior notice.



**Industrial Hose  
Products/List Prices**



39496-000  
July 1, 2006  
Supersedes 39496-000  
January 17, 2005

**Petroleum Transfer Hose**

**Sea Horse®  
Fuel Transfer  
(Specification 4110SS)**

Nom. I.D.		Nom. O.D.		Max. W.P.		Suction		Min. Bend Radius		Wt. Per Ft.		Standard Pack	Stock (X) or Minimum Order Qty.	Gates Item No.	List Price Per Ft.
(In.)	(mm)	(In.)	(mm)	(psi)	(MPa)	(In. Hg.)	(mm Hg)	(In.)	(mm)	(Lbs.)	(Kg)				
2	50.8	2.66	67.6	300	2.07	10.0	254	14.0	356	1.40	.64	200 ft.	X	4110-0701	\$24.93
2-1/2	63.5	3.16	80.3	300	2.07	10.0	254	17.0	432	1.70	.77	200 ft.	400 ft.	4110-0704	30.95
3	76.2	3.70	94.0	300	2.07	10.0	254	21.0	533	2.17	.98	200 ft.	X	4110-0707	35.35
4	101.6	4.70	119.4	300	2.07	10.0	254	28.0	711	2.80	1.27	200 ft.	X	4110-0710	43.79
5	127.0	5.84	148.3	300	2.07	10.0	254	35.0	889	4.14	1.88	200 ft.	X	4110-0713	64.96

**RECOMMENDED FOR:** Offshore/onshore transfer applications involving discharge service for diesel oils and other similar petroleum products where an extremely lightweight, flexible hose with a high rated working pressure and a small minimum bend radius is required. Compatible with commercially available Bio-Diesel fuels up to B-100.

**TEMPERATURE:** -40°F to +180°F (-40°C to +82°C) continuous service.

**CONSTRUCTION:** **Tube:** Type C (Nitrile). Black.  
**Reinforcement:** Synthetic, high tensile textile with static wire.  
**Cover:** Type A (Neoprene). Black with red spiral stripe.

**COUPLINGS:** 14, 15, 71, all sizes. 26 2" and 2-1/2" only. Reference pages 117-128.

**PACKAGING:** 200' length coiled and wrapped in polyethylene.

**BRANDING:** Continuous transfer label. Example: "SEA HORSE® Fuel Transfer 300 PSI (2.07MPa) WP Made In U.S.A."

**SPECIAL ORDER REQUIREMENTS:** Special production runs require minimum order quantities of 400 feet for sizes through 4" and 200 feet for sizes above 4". If a special transfer label is required, contact Denver Industrial Hose Marketing for minimum quantity.

**REMNANT LENGTHS:** Remnant lengths are sometimes available in popular sizes at a discount. Contact Denver Industrial Hose Marketing for pricing, order requirements and availability.

**STANDARDS:** **Tube:** RMA (Class A) High oil resistance.

Due to continual product improvements, Gates reserves the right to alter specs and prices without prior notice.



**Industrial Hose  
Products/List Prices**



39496-000  
July 1, 2006  
Supersedes 39496-000  
January 17, 2005

**Petroleum Transfer Hose**

**Sea Horse® HW  
(Fuel Suction/Discharge–Hard Wall)  
(Specification 4688SS)**

Nom. I.D.		Nom. O.D.		Max. W.P.		Suction		Min. Bend Radius		Wt. Per Ft.		Standard Pack	Stock (X) or Minimum Order Qty.	Gates Item No.	List Price Per Ft.
(In.)	(mm)	(In.)	(mm)	(psi)	(MPa)	(In. Hg.)	(mm Hg)	(In.)	(mm)	(Lbs.)	(Kg)				
2	50.8	2.78	70.6	300	2.07	30.0	762	10.0	254	1.87	.85	200 ft.	X	4688-0584	\$31.35
3	76.2	3.86	98.0	300	2.07	30.0	762	18.0	457	3.14	1.42	200 ft.	X	4688-0585	43.97
4	101.6	4.87	123.7	300	2.07	30.0	762	24.0	610	4.03	1.83	200 ft.	X	4688-0587	51.65
6	152.4	7.07	179.6	200	1.38	30.0	762	36.0	914	7.95	3.61	100 ft.	X	4688-0589	109.76

**RECOMMENDED FOR:** Offshore/onshore or dockside applications handling gasoline, oils and other petroleum products in loading and unloading tankers and barges where a lightweight, hardwall, flexible hose in long continuous lengths is desired. Compatible with commercially available Bio-Diesel fuels up to B-100.

**TEMPERATURE:** -40°F to +180°F (-40°C to +82°C) continuous service.

**CONSTRUCTION:** **Tube:** Type C (Nitrile). Black.  
**Reinforcement:** Synthetic, high tensile textile with steel wire helix.  
**Cover:** Type A (Neoprene). Black with red spiral stripe.

**COUPLINGS:** , , or . Reference pages 117-128.

**PACKAGING:** All lengths coiled and wrapped in polyethylene.

**BRANDING:** Continuous transfer label. Example: “ SEA HORSE® HW Hardwall Fuel Transfer 300 PSI (2.07MPa) WP Made In U.S.A.”

**SPECIAL ORDER REQUIREMENTS:** Special production runs require minimum order quantities of 400 feet through 4" and 200 feet for sizes above 4". If a special transfer label is required, contact Denver Industrial Hose Marketing for minimum quantity.

**REMNANT LENGTHS:** Remnant lengths are sometimes available in popular sizes at a discount. Contact Denver Industrial Hose Marketing for pricing, order requirements and availability.

**STANDARDS:** **Tube:** RMA (Class A) High oil resistance.

Due to continual product improvements, Gates reserves the right to alter specs and prices without prior notice.



**Industrial Hose  
Products/List Prices**



39496-000  
July 1, 2006  
Supersedes 39496-000  
January 17, 2005

**Petroleum Transfer Hose**

**Trident® 400**  
(Specification 3150B)

Nom. I.D.		Nom. O.D.		Max. W.P.		Suction		Min. Bend Radius		Wt. Per Ft.		Standard Pack	Stock (X) or Minimum Order Qty.	Gates Item No.	List Price Per Ft.
						(In. Hg.)	(mm Hg)	(In.)	(mm)	(Lbs.)	(Kg)				
2	50.8	2.71	68.8	400	2.76	10.0	254	16.0	406	1.50	.68	200 ft.	X	3150-0410	\$22.27
2-1/2	63.5	3.20	81.3	400	2.76	10.0	254	20.0	508	1.82	.83	200 ft.	400 ft.	3150-0411	27.40
3	76.2	3.71	94.2	400	2.76	10.0	254	24.0	610	2.23	1.01	200 ft.	X	3150-0412	35.24
4	101.6	4.84	122.9	400	2.76	10.0	254	32.0	813	3.49	1.58	200 ft.	X	3150-0413	54.68

**RECOMMENDED FOR:** Water, air and petroleum product transfer applications where a lightweight, flexible hose in long lengths is required. **Note: For fuels, use a petroleum transfer hose with a Type C (Nitrile) tube.**

**TEMPERATURE:** -30°F to +158°F (-34°C to +70°C) continuous service.

**CONSTRUCTION:** **Tube:** Type A (Neoprene). Black.  
**Reinforcement:** Synthetic, high tensile textile.  
**Cover:** Type A (Neoprene). Black with blue spiral stripe for high visibility.

**COUPLINGS:** [14], [15], [71] or [8]. Reference pages 117-128.

**PACKAGING:** 200' length coiled and wrapped in polyethylene.

**BRANDING:** Continuous transfer label. Example: “ Trident® 400 Multi Service Transfer Air-Water-Petroleum 400 PSI WP Fluid/250 PSI WP Air Made In U.S.A.”

**SPECIAL ORDER REQUIREMENTS:** Special production runs require minimum order quantities of 400 feet per size. If a special transfer label is required, contact Denver Industrial Hose Marketing for minimum quantity.

**REMNANT LENGTHS:** Remnant lengths are sometimes available in popular sizes at a discount. Contact Denver Industrial Hose Marketing for pricing, order requirements and availability.

**STANDARDS:** **Tube:** RMA (Class B) Medium oil resistance.

Due to continual product improvements, Gates reserves the right to alter specs and prices without prior notice.



**Industrial Hose  
Products/List Prices**



39496-000  
July 1, 2006  
Supersedes 39496-000  
January 17, 2005

**Petroleum Transfer Hose**

**Master-Flex® Fuel Delivery**

(Specification 7744)

Nom. I.D.		Nom. O.D.		Max. W.P.*		Suction*		Min. Bend Radius		Wt. Per Ft.		Standard Pack	Stock (X) or Minimum Order Qty.	Gates Item No.	List Price Per Ft.
		(In.)	(mm)	(psi)	(MPa)	(In. Hg.)	(mm Hg)	(In.)	(mm)	(Lbs.)	(Kg)				
3	76.2	3.76	95.5	65	.45	28.0	711	6.0	152	1.20	.54	100 ft.	X	7744-7103	\$30.28
4	101.6	4.79	121.7	65	.45	28.0	711	8.0	203	1.80	.82	100 ft.	X	7744-7104	38.87

\*Working pressure and suction at +72°F (+22°C).

**RECOMMENDED FOR:** Tank truck or storage tank transfer of commercial gasoline, diesel fuel, oils and other petroleum products. Ideal for oilfield service truck use.

**TEMPERATURE:** -30°F to +130°F (-34°C to +55°C). **Warning: Do not convey fuels over 120°F (+49°C).**

**CONSTRUCTION:** **Tube:** Type C<sub>3</sub> (Modified Nitrile). Black.  
**Reinforcement:** Polyester fabric with static wire.  
**Cover:** Type G (PVC). Black with yellow helix.

**COUPLINGS:** 6, 7 or 49. Reference pages 118-128.

**PACKAGING:** All lengths coiled and wrapped in polyethylene.

**BRANDING:** Unlabeled.

**SPECIAL ORDER REQUIREMENTS:** None.

**REMNANT LENGTHS:** None.



**Master-Flex® Fuel Delivery Sleeve**

Nom. I.D.		Wt. Per Ea.		Standard Pack	Stock (X) or Minimum Order Qty.	Gates Item No.	List Price Per Ea.
(In.)	(mm)	(Lbs.)	(Kg)				
3	76.2	5.13	2.33	3 ft.	1 EA	7744-8103	\$45.24
4	101.6	7.32	3.32	3 ft.	1 EA	7744-8104	50.64

Soft Black PVC sleeve is designed to fit Gates Fuel Delivery Hose and provides a smooth banding surface.


**INSTALLATION:** Apply the sleeve by twisting in a clockwise direction. Use of an appropriate lubricant, i.e. soapy water solution, will simplify sleeve application and reduce possibility of damage to hose cover. Make sure sleeve is applied prior to coupling insertion.

Due to continual product improvements, Gates reserves the right to alter specs and prices without prior notice.





**Industrial Hose  
Products/List Prices**



39496-000  
July 1, 2006  
Supersedes 39496-000  
January 17, 2005

**Petroleum Transfer Hose**

**Master-Flex® Vapor Recovery**  
(Specification 7744)

Nom. I.D.		Nom. O.D.		Max. W.P.*		Suction*		Min. Bend Radius		Wt. Per Ft.		Standard Pack	Stock (X) or Minimum Order Qty.	Gates Item No.	List Price Per Ft.
						(In. Hg.)	(mm Hg)	(In.)	(mm)	(Lbs.)	(Kg)				
1-1/2	38.1	1.88	47.8	5	.03	28.0	711	1.5	38	.36	.16	100 ft.	1,000 ft.	7744-7015	\$8.56
2	50.8	2.43	61.7	5	.03	28.0	711	2.0	51	.48	.22	100 ft.	X	7744-7020	11.02
3	76.2	3.54	89.9	5	.03	28.0	711	3.0	76	.69	.31	100 ft.	X	7744-7030	19.95
4	101.6	4.56	115.8	5	.03	28.0	711	4.0	102	.92	.42	100 ft.	X	7744-7040	29.50
5	127.0	5.51	140.0	5	.03	28.0	711	5.0	127	1.13	.51	100 ft.	1,000 ft.	7744-7050	34.85
6	152.4	6.52	165.6	5	.03	28.0	711	6.0	152	1.24	.56	100 ft.	1,000 ft.	7744-7060	56.88

\*Working pressure and suction at +72°F (+22°C).

**RECOMMENDED FOR:** Vapor Recovery for use with Gates Brahma®, Longhorn® and Master-Flex® Fuel Delivery. Can also be used for ducting, dust and light abrasive material handling.

**TEMPERATURE:** -30°F to +140°F (-34°C to +60°C) continuous service.

**CONSTRUCTION:** **Tube:** Type U (Polyurethane). Clear.  
**Reinforcement:** Rigid yellow PVC helix with copper static wire.

**COUPLINGS:** , , or . Reference pages 118-128.

**PACKAGING:** 100' length coiled and wrapped in polyethylene.

**BRANDING:** Unlabeled.

**SPECIAL ORDER REQUIREMENTS:** Special production runs require minimum order quantities of 1,000 feet per size. No deviations allowed to above product.

**REMNANT LENGTHS:** None.



**Master-Flex® Vapor Recovery Sleeve**

Nom. I.D.		Wt. Per Ea.		Standard Pack	Stock (X) or Minimum Order Qty.	Gates Item No.	List Price Per Ea.
3	76.2	5.13	2.33	3 ft.	1 EA	7744-8030	\$45.24
4	101.6	7.32	3.32	3 ft.	1 EA	7744-8040	50.64

Soft Gray PVC sleeve is designed to fit Gates Vapor Recovery Hose and provides a smooth banding surface.

**INSTALLATION:** Apply the sleeve by twisting in a clockwise direction. Use of an appropriate lubricant, i.e. soapy water solution, will simplify sleeve application and reduce possibility of damage to hose cover. Make sure sleeve is applied prior to coupling insertion.

Due to continual product improvements, Gates reserves the right to alter specs and prices without prior notice.



39496-000  
July 1, 2006

New

**Industrial Hose  
Products/List Prices**

**Petroleum Transfer Hose**

**Fuel Oil Delivery**  
(Specification 3221FR/4688NR)

Nom. I.D.		Nom. O.D.		Max. W.P.		Suction		Min. Bend Radius		Wt. Per Ft.		Standard Pack	Stock (X) or Minimum Order Qty.	Gates Item No.	List Price Per Ft.
		(In.)	(mm)			(In. Hg.)	(mm Hg)	(In.)	(mm)	(Lbs.)	(Kg)				
1	25.4	1.50	38.1	200	1.38	10.0	254	8.0	203	.58	.26	100 ft.	X	3221-0410	\$10.14
1	25.4	1.50	38.1	200	1.38	10.0	254	8.0	203	.58	.26	125 ft.	X	3221-0411	10.14
1	25.4	1.50	38.1	200	1.38	10.0	254	8.0	203	.58	.26	150 ft.	X	3221-0412	10.14
1	25.4	1.50	38.1	200	1.38	10.0	254	8.0	203	.58	.26	175 ft.	X	3221-0413	10.14
1-1/4	31.8	1.75	44.5	200	1.38	10.0	254	10.0	254	.75	.34	100 ft.	X	3221-0414	11.78
1-1/4	31.8	1.75	44.5	200	1.38	10.0	254	10.0	254	.75	.34	125 ft.	X	3221-0415	11.78
1-1/4	31.8	1.75	44.5	200	1.38	10.0	254	10.0	254	.75	.34	150 ft.	X	3221-0416	11.78
1-1/4	31.8	1.75	44.5	200	1.38	10.0	254	10.0	254	.75	.34	175 ft.	X	3221-0417	11.78
1-3/8	34.9	1.87	47.5	200	1.38	10.0	254	10.0	254	.80	.36	100 ft.	X	3221-0418	13.46
1-3/8	34.9	1.87	47.5	200	1.38	10.0	254	10.0	254	.80	.36	125 ft.	X	3221-0419	13.46
1-3/8	34.9	1.87	47.5	200	1.38	10.0	254	10.0	254	.80	.36	150 ft.	X	3221-0420	13.46
1-3/8	34.9	1.87	47.5	200	1.38	10.0	254	10.0	254	.80	.36	175 ft.	X	3221-0421	13.46
1-1/2	38.1	2.05	52.1	200	1.38	10.0	254	12.0	305	.95	.43	100 ft.	X	3221-0422	17.00
1-1/2	38.1	2.05	52.1	200	1.38	10.0	254	12.0	305	.95	.43	125 ft.	X	3221-0423	17.00
1-1/2	38.1	2.05	52.1	200	1.38	10.0	254	12.0	305	.95	.43	150 ft.	X	3221-0424	17.00
1-1/2	38.1	2.05	52.1	200	1.38	10.0	254	12.0	305	.95	.43	175 ft.	X	3221-0425	17.00
1-1/2	38.1	2.05	52.1	200	1.38	10.0	254	12.0	305	.95	.43	200 ft.	X	3221-0426	17.00

<sup>26</sup> Coupled with Internal Expansion fittings Male/Female

**Fuel Oil Delivery Assemblies**

Nom. I.D.		Nom. O.D.		Max. W.P.		Suction		Min. Bend Radius		Wt. Per Ea.		Standard Pack	Stock (X) or Minimum Order Qty.	Gates Item No.	List Price Per Ea.
		(In.)	(mm)			(In. Hg.)	(mm Hg)	(In.)	(mm)	(Lbs.)	(Kg)				
1	25.4	1.50	38.1	200	1.38	10.0	254	8.0	203	61.00	27.67	100 ft. cpld	1 EA	3221-0075	\$1,619.41
1	25.4	1.50	38.1	200	1.38	10.0	254	8.0	203	75.50	34.25	125 ft. cpld	1 EA	3221-0076	1,775.04
1	25.4	1.50	38.1	200	1.38	10.0	254	8.0	203	90.00	40.82	150 ft. cpld	1 EA	3221-0077	1,917.35
1	25.4	1.50	38.1	200	1.38	10.0	254	8.0	203	104.50	47.40	175 ft. cpld	1 EA	3221-0078	2,117.95
1-1/4	31.8	1.75	44.5	200	1.38	10.0	254	10.0	254	79.00	35.83	100 ft. cpld	1 EA	3221-0079	2,034.57
1-1/4	31.8	1.75	44.5	200	1.38	10.0	254	10.0	254	97.75	44.34	125 ft. cpld	1 EA	3221-0080	2,330.20
1-1/4	31.8	1.75	44.5	200	1.38	10.0	254	10.0	254	116.50	52.84	150 ft. cpld	1 EA	3221-0081	2,596.56
1-1/4	31.8	1.75	44.5	200	1.38	10.0	254	10.0	254	135.25	61.35	175 ft. cpld	1 EA	3221-0082	2,866.14
1-3/8	34.9	1.87	47.5	200	1.38	10.0	254	10.0	254	84.00	38.10	100 ft. cpld	1 EA	3221-0083	2,118.62
1-3/8	34.9	1.87	47.5	200	1.38	10.0	254	10.0	254	104.00	47.17	125 ft. cpld	1 EA	3221-0084	2,424.62
1-3/8	34.9	1.87	47.5	200	1.38	10.0	254	10.0	254	124.00	56.25	150 ft. cpld	1 EA	3221-0085	2,706.39
1-3/8	34.9	1.87	47.5	200	1.38	10.0	254	10.0	254	144.00	65.32	175 ft. cpld	1 EA	3221-0086	3,159.41
1-1/2	38.1	2.05	52.1	200	1.38	10.0	254	12.0	305	100.00	45.36	100 ft. cpld	1 EA	3221-0087	2,635.41
1-1/2	38.1	2.05	52.1	200	1.38	10.0	254	12.0	305	123.75	56.13	125 ft. cpld	1 EA	3221-0088	3,019.75
1-1/2	38.1	2.05	52.1	200	1.38	10.0	254	12.0	305	147.50	66.90	150 ft. cpld	1 EA	3221-0089	3,426.07
1-1/2	38.1	2.05	52.1	200	1.38	10.0	254	12.0	305	171.25	77.68	175 ft. cpld	1 EA	3221-0090	3,825.87
1-1/2	38.1	2.05	52.1	200	1.38	10.0	254	12.0	305	195.00	88.45	200 ft. cpld	1 EA	3221-0095	4,241.65

**RECOMMENDED FOR:** Transferring fuel oils or commercial gasolines in applications at temperatures as low as -40°F (-40°C). Hose remains flexible to -20°F (-29°C). For home and commercial service where a non-marking cover is required.

**TEMPERATURE:** -40°F to +180°F (-29°C to +82°C) continuous service. **NOTE: Gasoline is normally conveyed below 120°F (+49°C).**

**CONSTRUCTION:** **Tube:** Type C (Nitrile). Black.  
**Reinforcement:** High tensile synthetic textile cord.  
**Cover:** Type C<sub>4</sub> (Carboxylated Nitrile). Red. Non-marking. For sizes 1" through 1-3/8".  
Type C<sub>2</sub> (Modified Nitrile). Red. Non-marking. For 1-1/2" only.

**COUPLINGS:** <sup>26</sup> or <sup>49</sup>. Reference pages 118-128.

**PACKAGING:** Cut lengths: Packaged one each in a carton.

**BRANDING:** Continuous ink print label. Example: "GATES FUEL OIL DELIVERY/GASOLINE 1-1/2 INCH (38.1mm) 200 PSI (1.38MPa) WP MADE IN USA"

**SPECIAL ORDER REQUIREMENTS:** Special production runs require minimum order quantities of 25,000 feet for 1" through 1-3/8" and 400 feet for 1-1/2".

**REMNANT LENGTHS:** None.

**STANDARDS:** **Tube:** RMA (Class A) High oil resistance.

Due to continual product improvements, Gates reserves the right to alter specs and prices without prior notice.



**Industrial Hose  
Products/List Prices**



39496-000  
July 1, 2006  
Supersedes 39496-000  
January 17, 2005

**Petroleum Transfer Hose**

**LP350  
(Butane-Propane)  
(Specification 3220LP, 3320)**

Nom. I.D.		Nom. O.D.		Max. W.P.		Suction		Min. Bend Radius		Wt. Per Ft.		Standard Pack	Stock (X) or Minimum Order Qty.	Gates Item No.	List Price Per Ft.
(In.)	(mm)	(In.)	(mm)	(psi)	(MPa)	(In. Hg.)	(mm Hg)	(In.)	(mm)	(Lbs.)	(Kg)				
1/4	6.4	.56	14.2	350	2.41	30.0	762	3.0	76	.12	.05	REEL	X	3220-1100	\$2.99
1/4	6.4	.56	14.2	350	2.41	30.0	762	3.0	76	.12	.05	BULK	4500 ft. (X)	3220-5994	2.69
3/8	9.5	.70	17.8	350	2.41	30.0	762	3.0	76	.16	.07	REEL	X	3220-1101	3.87
3/8	9.5	.70	17.8	350	2.41	30.0	762	3.0	76	.16	.07	BULK	2500 ft. (X)	3220-5995	3.48
1/2	12.7	.84	21.3	350	2.41	25.0	635	5.0	127	.22	.10	REEL	X	3220-1102	5.19
1/2	12.7	.84	21.3	350	2.41	25.0	635	5.0	127	.22	.10	BULK	1300 ft. (X)	3220-6001	4.67
3/4	19.1	1.23	31.2	350	2.41	20.0	508	6.0	152	.44	.20	REEL	X	3220-1108	8.71
3/4	19.1	1.23	31.2	350	2.41	20.0	508	6.0	152	.44	.20	100 ft.	X	3220-1109	10.01
3/4	19.1	1.23	31.2	350	2.41	20.0	508	6.0	152	.44	.20	125 ft.	X	3220-1110	10.01
3/4	19.1	1.23	31.2	350	2.41	20.0	508	6.0	152	.44	.20	150 ft.	X	3220-1111	10.01
1	25.4	1.51	38.4	350	2.41	15.0	381	8.0	203	.60	.27	REEL	X	3220-1104	10.95
1	25.4	1.51	38.4	350	2.41	15.0	381	8.0	203	.60	.27	100 ft.	X	3220-1106	12.59
1	25.4	1.51	38.4	350	2.41	15.0	381	8.0	203	.60	.27	125 ft.	X	3220-1107	12.59
1	25.4	1.51	38.4	350	2.41	15.0	381	8.0	203	.60	.27	150 ft.	X	3220-1105	12.59
1-1/4	31.8	1.85	47.0	350	2.41	10.0	254	10.0	254	.89	.40	REEL	X	3220-0855	21.79
1-1/2	38.1	2.25	57.2	350	2.41	10.0	254	12.0	305	1.35	.61	60 ft.	X	3320-0935	27.78
2	50.8	2.86	72.6	350	2.41	10.0	254	14.0	356	2.01	.91	60 ft.	X	3320-0938	35.40
3	76.2	3.88	98.6	350	2.41	10.0	254	24.0	610	2.77	1.26	60 ft.	X	3320-0934	59.71

**RECOMMENDED FOR:** Liquid or gaseous propane, butane or any combination of these two mixtures. Can be used for natural gas under certain conditions such as: open/outside areas and well ventilated factory buildings (if local building codes permit). **Not recommended for residential or office buildings.** Contact Denver Product Application (303) 744-5070 for inspection and assembly testing information.

**TEMPERATURE:** -40°F to +180°F (-40°C to +82°C) continuous service. Reference page 6 for additional information.

**CONSTRUCTION:** **Tube:** Type C (Nitrile) up to 1-1/4". Black.  
Type A (Neoprene) 1-1/2", 2" and 3". Black  
**Reinforcement:** Braided, high tensile synthetic textile cord.  
**Cover:** Type A (Neoprene). Black. All sizes are perforated.

**COUPLINGS:** Gates permanent Power Crimp® couplings **only** through 2" I.D. For 3" I.D. use Dixon LP Boss only. Reference pages 118-128. **For ferrules reference page 117.**

**PACKAGING:** 1/4" through 1/2": Packaged in 600' to 800' reels. Maximum 4 pieces. One length 25' to 50'. Maximum of 2 pieces under 100'.  
3/4" through 1-1/4": Packaged in 300' to 400' reels. Maximum 3 pieces. One length 25' to 50'. All other lengths over 50'. Maximum of 2 pieces under 100'.  
3/4" and 1" Cut lengths: Coiled in cartons  
1/4" Bulk Pack: Packaged 4500' in a pallet carton. Maximum 20 pieces. Maximum of 6 pieces under 25'. Minimum length 10'.  
3/8" Bulk Pack: Packaged 2500' in a pallet carton. Maximum 20 pieces. Maximum of 6 pieces under 25'. Minimum length 10'.  
1/2" Bulk Pack: Packaged 1300' in a pallet carton. Maximum 20 pieces. All lengths in increments of 25'. Minimum length 25'.  
1-1/2" and over: Packaged 60' in a carton.

**BRANDING:** Continuous molded strip brand label. Example: LP350 UL/CGA TYPE 1 LP-Gas Hose 1 INCH DO NOT EXCEED 350 PSI WP Made In U.S.A."

Continuous molded strip brand label. Example: LP350 LP-Gas Hose 2 INCH DO NOT EXCEED 350 PSI WP Made In U.S.A." (for 1-1/4" through 3" sizes only)

**SPECIAL ORDER REQUIREMENTS:** Special production runs require minimum order quantities of 5,000 feet for 1/4" through 1-1/4" and 600 feet for 1-1/2" and larger. 3/4" and 1" cut lengths are available as standard items as listed above. Any other size in specified lengths requires a minimum production order. For price, add 15% (x1.15) to above reel prices.

**REMNANT LENGTHS:** None.

**STANDARDS:** Underwriters Laboratories Standard No. 21. (Applies to all sizes).  
CAN/CGA-8.1-M86. (Applies to 1/4" through 1" sizes only).  
NFPA 58, Section 2-4.6.

Due to continual product improvements, Gates reserves the right to alter specs and prices without prior notice.



**Industrial Hose  
Products/List Prices**



39496-000  
July 1, 2006  
Supersedes 39496-000  
January 17, 2005

**Petroleum Transfer Hose**

**LPG Vapor**  
(Specification 3220E)

Nom. I.D.		Nom. O.D.		Max. W.P.		Suction		Min. Bend Radius		Wt. Per Ft.		Standard Pack	Stock (X) or Minimum Order Qty.	Gates Item No.	List Price Per Ft.
(In.)	(mm)	(In.)	(mm)	(psi)	(MPa)	(In. Hg.)	(mm Hg)	(In.)	(mm)	(Lbs.)	(Kg)				
3/16	4.8	.44	11.2	125	.86	30.0	762	2.0	51	.08	.04	REEL	X	3220-0451	\$1.20
1/4	6.4	.53	13.5	125	.86	30.0	762	3.0	76	.11	.05	REEL	X	3220-0456	1.25
3/8	9.5	.66	16.8	125	.86	25.0	635	3.0	76	.14	.06	REEL	X	3220-0461	1.81

**RECOMMENDED FOR:** Flexible connector for conveying low pressure LPG (vapor only) to many types of heating applications; i.e., space heaters, outdoor gas grills, trailer and camper stoves.

**NOTE:** This hose meets requirements of UL<sup>®</sup> Bulletin 569, low pressure type. However, only coupled assemblies actually receive UL approval. Assemblers who make coupled hose assemblies are responsible for UL approval of their assemblies.

**TEMPERATURE:** -30°F to +150°F (-34°C to +66°C) continuous service.

**CONSTRUCTION:** **Tube:** Type C (Nitrile). Black.  
**Reinforcement:** High tensile synthetic textile cord.  
**Cover:** Type A (Neoprene). Black.

**PACKAGING:** 3/16" through 3/8": Packaged in 600' to 800' reels. Maximum 4 pieces. One length 25' to 50'. Maximum of 2 lengths under 100'.

**BRANDING:** Continuous ink print label. Example: "Gates LPG Vapor 3/8 Inch (9.5mm) 125 PSI (.86MPa) WP Made In U.S.A."

**SPECIAL ORDER REQUIREMENTS:** Special production runs require minimum order quantities of 25,000 feet per size.

**REMNANT LENGTHS:** None.

**STANDARDS:** Underwriters Laboratories Standard No. 569 (Applies to hose assemblies only).

Due to continual product improvements, Gates reserves the right to alter specs and prices without prior notice.



**Industrial Hose  
Products/List Prices**



39496-000  
July 1, 2006  
Supersedes 39496-000  
January 17, 2005

**Petroleum Transfer Hose**

**Blacksnake®  
(Curb Pump–Hard Wall)  
(Specification 3624)**

Nom. I.D.		Nom. O.D.		Max. W.P.		Suction		Min. Bend Radius		Wt. Per Ft.		Standard Pack	Stock (X) or Minimum Order Qty.	Gates Item No.	List Price Per Ft.
(In.)	(mm)	(In.)	(mm)	(psi)	(MPa)	(In. Hg.)	(mm Hg)	(In.)	(mm)	(Lbs.)	(Kg)				
5/8	15.9	1.00	25.4	150	1.03	30.0	762	6.0	152	.37	.17	REEL	X	3624-0001	\$5.68
3/4	19.1	1.13	28.7	150	1.03	30.0	762	6.0	152	.42	.19	REEL	X	3624-0002	5.96
1	25.4	1.38	35.1	150	1.03	30.0	762	8.0	203	.57	.26	REEL	X	3624-0003	8.75

**RECOMMENDED FOR:** Dispensing all types of commercial gasolines, or other petroleum based products, from service station pumps. A heavy duty hardwall hose which does not collapse in reel use or behind the nozzle in heavy duty service.

**TEMPERATURE:** -40°F to +120°F (-40°C to +49°C) continuous service.

**CONSTRUCTION:** **Tube:** Type C (Nitrile). Black.  
**Reinforcement:** Braided, high tensile steel wire.  
**Cover:** Type J (CPE). Black.

**COUPLINGS:** . Reference pages 118-128.

**PACKAGING:** 5/8" through 1": Packaged 500' per reel. Maximum 5 pieces. Minimum length 12 ft.

**BRANDING:** Continuous ink print label. Example: “ BLACKSNAKE® 3/4 Inch (19.1mm) 1 wire braid Listed Gasoline Hose Made In U.S.A.”

**SPECIAL ORDER REQUIREMENTS:** Special production runs require minimum order quantities of 5,000 feet per size.

**REMNANT LENGTHS:** None.

**STANDARDS:** **Tube:** RMA (Class A) High oil resistance. Underwriters Laboratories Standard No. 330.

Due to continual product improvements, Gates reserves the right to alter specs and prices without prior notice.



**Industrial Hose  
Products/List Prices**



39496-000  
July 1, 2006  
Supersedes 39496-000  
January 17, 2005

**Pressure Washer Hose**

**PowerClean™**

(Specification 3603PW, 4657, KB, KG, KK, KY, PB, PG, PY)

**PowerClean 2500 (4657, 4657PB, 4657PG, 4657PY)**

	Nom. I.D.		Nom. O.D.		Max. W.P.		Suction		Min. Bend Radius		Wt. Per Ft.		Standard	Stock (X) or Minimum	Gates	List Price
Color	(In.)	(mm)	(In.)	(mm)	(psi)	(MPa)	(In. Hg)	(mm Hg)	(In.)	(mm)	(Lbs.)	(Kg)	Pack	Order Qty.	Item No.	Per Ft.
Black	1/2	12.7	.80	20.3	2500	17.24	30.0	762	7.0	178	.28	.13	LG. REEL	5000 ft.	4657-2412	\$2.64
Black	1/2	12.7	.80	20.3	2500	17.24	30.0	762	7.0	178	.28	.13	REEL	X	4657-2408	2.75
Blue	1/2	12.7	.80	20.3	2500	17.24	30.0	762	7.0	178	.28	.13	REEL	5000 ft.	4657-2413	2.89
Gray	1/2	12.7	.80	20.3	2500	17.24	30.0	762	7.0	178	.28	.13	REEL	5000 ft.	4657-2414	2.89
Yellow	1/2	12.7	.80	20.3	2500	17.24	30.0	762	7.0	178	.28	.13	REEL	5000 ft.	4657-2415	2.89

**PowerClean 3000 (4657, 4657PB, 4657PG, 4657PY)**

Black	3/8	9.5	.68	17.3	3000	20.68	30.0	762	5.0	127	.23	.10	LG. REEL	X	4657-2401	\$2.31
Black	3/8	9.5	.68	17.3	3000	20.68	30.0	762	5.0	127	.23	.10	REEL	X	4657-2402	2.40
Blue	3/8	9.5	.68	17.3	3000	20.68	30.0	762	5.0	127	.23	.10	LG. REEL	X	4657-2403	2.43
Blue	3/8	9.5	.68	17.3	3000	20.68	30.0	762	5.0	127	.23	.10	REEL	X	4657-2404	2.52
Gray	3/8	9.5	.68	17.3	3000	20.68	30.0	762	5.0	127	.23	.10	REEL	X	4657-2416	2.52
Yellow	3/8	9.5	.68	17.3	3000	20.68	30.0	762	5.0	127	.23	.10	REEL	X	4657-2417	2.52

**PowerClean 3500 (4657, 4657PB, 4657PG, 4657PY)**

Black	1/4	6.4	.53	13.5	3500	24.13	30.0	762	4.0	102	.15	.07	LG. REEL	X	4657-2418	\$1.92
Black	1/4	6.4	.53	13.5	3500	24.13	30.0	762	4.0	102	.15	.07	REEL	X	4657-2400	2.00
Blue	1/4	6.4	.53	13.5	3500	24.13	30.0	762	4.0	102	.15	.07	REEL	X	4657-2419	2.10
Gray	1/4	6.4	.53	13.5	3500	24.13	30.0	762	4.0	102	.15	.07	REEL	5000 ft.	4657-2420	2.10
Yellow	1/4	6.4	.53	13.5	3500	24.13	30.0	762	4.0	102	.15	.07	REEL	5000 ft.	4657-2421	2.10

**PowerClean 3600 (3603PW)**

Black	5/16	7.9	.56	14.2	3600	24.80	30.0	762	5.0	127	.15	.07	REEL	X	3603-0011	\$2.30
-------	------	-----	-----	------	------	-------	------	-----	-----	-----	-----	-----	------	---	-----------	--------

**PowerClean 4000 (4657KK, 4657KB, 4657KG, 4657KY)**

Black	3/8	9.5	.68	17.3	4000	27.58	30.0	762	5.0	127	.23	.10	LG. REEL	X	4657-2405	\$2.78
Black	3/8	9.5	.68	17.3	4000	27.58	30.0	762	5.0	127	.23	.10	REEL	X	4657-2225	2.89
Blue	3/8	9.5	.68	17.3	4000	27.58	30.0	762	5.0	127	.23	.10	REEL	5000 ft.	4657-2422	3.03
Gray	3/8	9.5	.68	17.3	4000	27.58	30.0	762	5.0	127	.23	.10	REEL	5000 ft.	4657-2423	3.03
Yellow	3/8	9.5	.68	17.3	4000	27.58	30.0	762	5.0	127	.23	.10	REEL	5000 ft.	4657-2424	3.03

**RECOMMENDED FOR:** Heavy duty use on hot and cold water high pressure cleaning equipment where heavy duty service is required. Flexible. Use Bend Restrictors to extend service life. **NOTE: Not recommended for steam service.**

**TEMPERATURE:** -40°F to +250°F (-40°C to +121°C) Laboratory tested for normal service. Increased operating temperatures will reduce hose assembly service life.

**CONSTRUCTION:** **Tube:** Type C (Nitrile). Black. Specially compounded to handle high pressure water service.  
**Reinforcement:** High tensile steel one-wire braid.  
**Cover:** Type C<sub>2</sub> (Modified Nitrile). Black, Blue, Gray, Yellow. Specially compounded to handle pressure washer environment. (Blue, Gray and Yellow covers are non-marking).

**COUPLINGS:** Gates permanent Power Crimp® or MegaCrimp® couplings. Reference pages 118-128.

**PACKAGING:** 1/4" through 1/2": Packaged in 300' reels. Any number of pieces. All lengths in 50' increments. Minimum length 50'.  
1/4" through 1/2": Packaged in 1000' large reels. Any number of pieces. All lengths in 50' increments. Minimum length 50'.

**BRANDING:** Continuous ink brand. Example: " GATES 3/8 Inch PowerClean™ 3000 Max WP 3000 PSI Not For Steam Service Made In U.S.A."

**SPECIAL ORDER REQUIREMENTS:** Special production runs require minimum order quantities of 5,000 feet per size.

**REMNANT LENGTHS:** Remnant lengths are sometimes available in popular sizes at a discount. Contact Denver Industrial Hose Marketing for pricing, order requirements and availability.

Due to continual product improvements, Gates reserves the right to alter specs and prices without prior notice.



**Industrial Hose  
Products/List Prices**



39496-000  
July 1, 2006  
Supersedes 39496-000  
January 17, 2005

**Pressure Washer Hose**

**PowerClean™**  
(Specification 4657F, XB, XG, XY)

**PowerClean 4000 (4657F, 4657XB, 4657XG, 4657XY)**

	Nom. I.D.		Nom. O.D.		Max. W.P.		Suction		Min. Bend Radius		Wt. Per Ft.		Standard	Stock (X) or Minimum	Gates	List Price
Color	(In.)	(mm)	(In.)	(mm)	(psi)	(MPa)	(In. Hg)	(mm Hg)	(In.)	(mm)	(Lbs.)	(Kg)	Pack	Order Qty.	Item No.	Per Ft.
Black	1/2	12.7	.86	21.8	4000	27.58	30.0	762	7.0	178	.42	.19	LG. REEL	5000 ft.	4657-2425	\$3.68
Black	1/2	12.7	.86	21.8	4000	27.58	30.0	762	7.0	178	.42	.19	REEL	X	4657-2426	3.83
Blue	1/2	12.7	.86	21.8	4000	27.58	30.0	762	7.0	178	.42	.19	REEL	5000 ft.	4657-2409	4.02
Gray	1/2	12.7	.86	21.8	4000	27.58	30.0	762	7.0	178	.42	.19	REEL	5000 ft.	4657-2427	4.02
Yellow	1/2	12.7	.86	21.8	4000	27.58	30.0	762	7.0	178	.42	.19	REEL	5000 ft.	4657-2428	4.02

**PowerClean 5000 (4657F, 4657XB, 4657XG, 4657XY)**

Black	3/8	9.5	.74	18.8	5000	34.47	30.0	762	5.0	127	.35	.16	LG. REEL	X	4657-2406	\$3.25
Black	3/8	9.5	.74	18.8	5000	34.47	30.0	762	5.0	127	.35	.16	REEL	X	4657-2407	3.38
Blue	3/8	9.5	.74	18.8	5000	34.47	30.0	762	5.0	127	.35	.16	REEL	5000 ft.	4657-2429	3.55
Gray	3/8	9.5	.74	18.8	5000	34.47	30.0	762	5.0	127	.35	.16	REEL	5000 ft.	4657-2430	3.55
Yellow	3/8	9.5	.74	18.8	5000	34.47	30.0	762	5.0	127	.35	.16	REEL	5000 ft.	4657-2431	3.55

**PowerClean 6000 (4657F)**

Black	1/4	6.4	.59	15.0	6000	41.37	30.0	762	4.0	102	.25	.11	REEL	X	4657-2410	\$2.74
-------	-----	-----	-----	------	------	-------	------	-----	-----	-----	-----	-----	------	---	-----------	--------

**RECOMMENDED FOR:** Heavy duty use on hot and cold water high pressure cleaning equipment where heavy duty service is required. Flexible. Use Bend Restrictors to extend service life. **NOTE: Not recommended for steam service.**

**TEMPERATURE:** -40°F to +250°F (-40°C to +121°C) Laboratory tested for normal service. Increased operating temperatures will reduce hose assembly service life.

**CONSTRUCTION:** **Tube:** Type C (Nitrile). Black. Specially compounded to handle high pressure water service.  
**Reinforcement:** High tensile steel two-wire braid.  
**Cover:** Type C<sub>2</sub> (Modified Nitrile). Black, Blue, Gray, Yellow. Specially compounded to handle pressure washer environment. (Blue, Gray and Yellow covers are non-marking).

**COUPLINGS:** Gates permanent Power Crimp® or MegaCrimp® couplings. Reference pages 118-128.

**PACKAGING:** 1/4" through 1/2": Packaged in 300' reels. Any number of pieces. All lengths in 50' increments. Minimum length 50'.  
3/8" and 1/2": Packaged in 1000' large reels. Any number of pieces. All lengths in 50' increments. Minimum length 50'.

**BRANDING:** Continuous ink brand. Example: “ GATES 3/8 Inch PowerClean™ 5000 Max WP 5000 PSI Not For Steam Service Made In U.S.A.”

**SPECIAL ORDER REQUIREMENTS:** Special production runs require minimum order quantities of 5,000 feet per size.

**REMNANT LENGTHS:** Remnant lengths are sometimes available in popular sizes at a discount. Contact Denver Industrial Hose Marketing for pricing, order requirements and availability.

Due to continual product improvements, Gates reserves the right to alter specs and prices without prior notice.





**Industrial Hose  
Products/List Prices**



39496-000  
July 1, 2006  
Supersedes 39496-000  
January 17, 2005

**Pressure Washer Hose**

**Pressure Washer Assemblies**

(Specification 3603PW)

Nom. I.D.		Nom. O.D.		Max. W.P.		Suction		Min. Bend Radius		Wt. Per Ea.		Standard	Stock (X) or Minimum	Gates	List Price
(In.)	(mm)	(In.)	(mm)	(psi)	(MPa)	(In. Hg)	(mm Hg)	(In.)	(mm)	(Lbs.)	(Kg)	Pack	Order Qty.	Item No.	Per Ea.
1/4	6.4	.48	12.2	3000	20.68	30.0	762	4.0	102	5.50	2.50	50 ft.	5 EA (X)	3604-0034	\$114.58
3/8	9.5	.63	16.0	3000	20.68	30.0	762	5.0	127	8.50	3.86	50 ft.	5 EA (X)	3604-0035	127.82
1/2	12.7	.76	19.3	3000	20.68	30.0	762	7.0	178	11.50	5.22	50 ft.	5 EA (X)	3604-0036	148.12

**RECOMMENDED FOR::** Standard duty use on hot and cold water high pressure cleaning equipment. Extremely flexible, lightweight and easy to handle. **NOTE: Not recommended for steam service.**

**TEMPERATURE:** -40°F to +250°F (-40°C to +121°C). Laboratory tested for normal service. Increased operating temperatures will reduce hose assembly service life.

**CONSTRUCTION:** **Tube:** Type C (Nitrile). Black. Specially compounded to handle high pressure water service.  
**Reinforcement:** High tensile steel one-wire braid.  
**Cover:** Type C<sub>2</sub> (Modified Nitrile). Black. Specially compounded to handle pressure washer environment. Bend restrictors applied on each end.

**COUPLINGS:** Gates permanent couplings (MP/MPX). Factory coupled assemblies only.

**PACKAGING:** 1/4" through 1/2": Coiled in a carton, 5 assemblies per carton.

**BRANDING:** Continuous ink brand. Example: " GATES 3/8 Inch Pressure Washer Max 3000 PSI Not For Steam Service Made In Mexico"

**SPECIAL ORDER REQUIREMENTS:** Special production runs require minimum order quantities of 5,000 feet per size.

**REMnant LENGTHS:** None

Due to continual product improvements, Gates reserves the right to alter specs and prices without prior notice.





**Industrial Hose  
Products/List Prices**



39496-000  
July 1, 2006  
Supersedes 39496-000  
January 17, 2005

**Pressure Washer Hose**

**Cyclone®**

(Specification 3217HY)

Nom. I.D.		Nom. O.D.		Max. W.P.		Suction		Min. Bend Radius		Wt. Per Ft.		Standard	Stock (X) or Minimum	Gates	List Price
(In.)	(mm)	(In.)	(mm)	(psi)	(MPa)	(In. Hg.)	(mm Hg)	(In.)	(mm)	(Lbs.)	(Kg)	Pack	Order Qty.	Item No.	Per Ft.
3/8	9.5	.73	18.5	1000	6.90	30.0	762	4.0	102	.18	.08	REEL	X	3217-0585	\$3.74
3/8	9.5	.73	18.5	1000	6.90	30.0	762	4.0	102	.18	.08	100 ft.	X	3217-0584	4.23
1/2	12.7	.94	23.9	1000	6.90	30.0	762	5.0	127	.29	.13	REEL	X	3217-0586	5.20
1/2	12.7	.94	23.9	1000	6.90	30.0	762	5.0	127	.29	.13	100 ft.	5000 ft.	3217-0587	5.88
3/4	19.1	1.20	30.5	1000	6.90	30.0	762	6.0	152	.41	.19	REEL	X	3217-0588	8.25

**RECOMMENDED FOR:** High pressure washer operations using mild detergents in meat and poultry plants. Cover is resistant to weather, oil, animal fat, abrasion and heat encountered in packing plant cleaning applications. Air service maximum working pressure is 300 psi for all sizes.

**TEMPERATURE:** -40°F to +212°F (-40°C to +100°C) continuous washdown service.

**CONSTRUCTION:** **Tube:** Type C<sub>2</sub> (Modified Nitrile). Black.  
**Reinforcement:** Braided, synthetic high tensile cord.  
**Cover:** Type C<sub>2</sub> (Modified Nitrile). Yellow. (Red, green and blue cover available on special order).

**COUPLINGS:** Gates permanent Power Crimp® couplings. Reference pages 118-128.

**PACKAGING:** 3/8" through 3/4": Packaged in 500' to 750' reels. Maximum 3 pieces. Minimum length 50'.  
3/8" x 100': Packaged 500' in a pallet box. Each length coiled and tied.  
1/2" x 100': Packaged 500' in a pallet box. Each length coiled and tied.

**BRANDING:** Continuous ink print label. Example: “ **Cyclone®** Washdown 3/8 Inch (9.5mm) 1000 PSI (6.90MPa)WP Made In U.S.A.”

**SPECIAL ORDER REQUIREMENTS:** Special production runs require minimum order quantities of 5,000 feet per size. For special requirements contact Denver Industrial Hose Marketing.

Red, green and blue covers are made to order and require 5,000 feet orders per size/color. Contact Denver Industrial Hose Marketing for pricing, order requirements and availability.

**REMNANT LENGTHS:** None.

Due to continual product improvements, Gates reserves the right to alter specs and prices without prior notice.





**Industrial Hose  
Products/List Prices**

39496-000  
July 1, 2006  
Supersedes 39496-000  
January 17, 2005

**Pressure Washer Hose**

**Creamery/Paper Mill Washdown**

(Specification 3213B/3325T)

**Without Nozzle (3213B)**

Nom. I.D.		Nom. O.D.		Max. W.P.		Suction		Min. Bend Radius		Wt. Per Ft.		Standard	Stock (X) or Minimum	Gates	List Price
(In.)	(mm)	(In.)	(mm)	(psi)	(MPa)	(In. Hg.)	(mm Hg)	(In.)	(mm)	(Lbs.)	(Kg)	Pack	Order Qty.	Item No.	Per Ft.
1/2	12.7	.91	23.1	200	1.38	25.0	635	5.0	127	.28	.13	REEL	X	3213-0401	\$2.73
3/4	19.1	1.25	31.8	200	1.38	15.0	381	6.0	152	.49	.22	50 ft.	X	3213-0413	3.91
3/4	19.1	1.25	31.8	200	1.38	15.0	381	6.0	152	.49	.22	REEL	X	3213-0501	3.91
1	25.4	1.52	38.6	200	1.38	15.0	381	8.0	203	.65	.30	50 ft.	X	3213-0416	5.63
1	25.4	1.52	38.6	200	1.38	15.0	381	8.0	203	.65	.30	REEL	25,000 ft.	3213-0415	5.63



**With Nozzle (3325T)**

Nom. I.D.		Nom. O.D.		Max. W.P.		Suction		Min. Bend Radius		Wt. Per Ea.		Standard	Stock (X) or Minimum	Gates	List Price
(In.)	(mm)	(In.)	(mm)	(psi)	(MPa)	(In. Hg.)	(mm Hg)	(In.)	(mm)	(Lbs.)	(Kg)	Pack	Order Qty.	Item No.	Per Ea.
3/4	19.1	1.25	31.8	150	1.03	25.0	635	6.0	152	27.5	12.47	50 ft.	1 EA (X)	3213-0543	\$377.02
1	25.4	1.50	38.1	150	1.03	15.0	381	8.0	203	33.5	15.20	50 ft.	1 EA (X)	3213-0544	422.41
1-1/4	31.8	1.75	44.5	150	1.03	15.0	381	10.0	254	39.5	17.92	50 ft.	1 EA (X)	3213-0545	472.91

**RECOMMENDED FOR:** Cold and hot water up to 212°F (100°C) where steam is injected into the water. Used for paper mill, food handling or processing plant washdown service requiring hose with a non-marking cover.

**CAUTION: NOT RECOMMENDED FOR USE WITH PURE STEAM.**

**TEMPERATURE:** -40°F to +212°F (-40°C to +100°C) continuous service.  
-20°F to +180°F (-29°C to +82°C) continuous service. For nozzle only.

**CONSTRUCTION:** **Tube:** Type P (EPDM). Black.  
Type D (SBR). Black. For nozzle only.  
**Reinforcement:** Synthetic, high tensile textile cord.  
Braided, high tensile synthetic textile cord. For nozzle only.  
**Cover:** Type P (EPDM). White. All sizes are perforated on plain end hose only.  
Type D (Natural Rubber). Gray with green stripe. For nozzle only.

**HOSE ENDS:** Plain. (3/4", 1" and 1-1/4" available with built-in nozzle, 24" long tapered to 1/2" I.D.)

**COUPLINGS:** , or . Reference pages 118-128.

**PACKAGING:** 1/2": Packaged in 600' to 800' reels. Maximum 4 pieces. One length 25' to 50'. Maximum of 2 lengths under 100'.  
3/4" and 1": Packaged in 300' to 400' reels. Maximum 3 pieces. One length 25' to 50'. Maximum of 2 lengths under 100'.  
50' lengths (without nozzle) Packaged 50' coiled in a carton.  
50' lengths (with nozzle) Packaged each length coiled and wrapped in polyethylene.

**BRANDING:** Continuous ink print label. Example: " WASHDOWN 3/4 INCH (19.1mm) 200 PSI (1.38Mpa) WP MADE IN U.S.A."  
Continuous transfer label. Example: " WASHDOWN 3/4 INCH (19.1mm) 150 PSI (1.03Mpa) WP MADE IN MEXICO"

**SPECIAL ORDER REQUIREMENTS:** Special production runs require minimum order quantities of 25,000 feet for plain end hose and 600 feet for 3/4" through 1-1/4" with nozzle.

**REMNANT LENGTHS:** None.

Due to continual product improvements, Gates reserves the right to alter specs and prices without prior notice.



**Industrial Hose  
Products/List Prices**



39496-000  
July 1, 2006  
Supersedes 39496-000  
January 17, 2005

**Steam Hose**

**205MB Steam King®**

(Specification 3605)

**Smooth Cover**

Nom. I.D.	↔	Nom. O.D.	↑	Max. W.P.	⌚	Suction	○	Min. Bend Radius	↷	Wt. Per Ft.	⚖	Standard	Stock (X) or Minimum	Gates	List Price
(In.)	(mm)	(In.)	(mm)	(psi)	(MPa)	(In. Hg.)	(mm Hg)	(In.)	(mm)	(Lbs.)	(Kg)	Pack	Order Qty.	Item No.	Per Ft.
3/8	9.5	.78	19.8	250	1.72	30.0	762	4.0	102	.26	.12	REEL	X	3605-0652	\$5.28
3/8	9.5	.78	19.8	250	1.72	30.0	762	4.0	102	.26	.12	50 ft.	250 ft. (X)	3605-0650	5.28
1/2	12.7	1.06	26.9	250	1.72	25.0	635	7.0	178	.40	.18	REEL	X	3605-0672	6.43
1/2	12.7	1.06	26.9	250	1.72	25.0	635	7.0	178	.40	.18	50 ft.	200 ft. (X)	3605-0655	6.43
1/2	12.7	1.06	26.9	250	1.72	25.0	635	7.0	178	.40	.18	50 ft.-BP**	1500 ft. (X)	3605-0677	6.10
3/4	19.1	1.28	32.5	250	1.72	20.0	508	9.0	229	.49	.22	REEL	X	3605-0678	7.48
3/4	19.1	1.28	32.5	250	1.72	20.0	508	9.0	229	.49	.22	50 ft.	150 ft. (X)	3605-0664	7.48
3/4	19.1	1.28	32.5	250	1.72	20.0	508	9.0	229	.49	.22	50 ft.-BP**	1000 ft. (X)	3605-0679	7.11
1	25.4	1.63	41.4	250	1.72	20.0	508	11.0	279	.78	.35	REEL	X	3605-0668	10.85

**Wrapped Cover**

Nom. I.D.	↔	Nom. O.D.	↑	Max. W.P.	⌚	Suction	○	Min. Bend Radius	↷	Wt. Per Ft.	⚖	Standard	Stock (X) or Minimum	Gates	List Price
(In.)	(mm)	(In.)	(mm)	(psi)	(MPa)	(In. Hg.)	(mm Hg)	(In.)	(mm)	(Lbs.)	(Kg)	Pack	Order Qty.	Item No.	Per Ft.
3/4	19.1	1.27	32.3	250	1.72	20.0	508	9.0	229	.57	.26	50 ft.	200 ft. (X)	3605-0901	\$7.48
1	25.4	1.52	38.6	250	1.72	20.0	508	11.0	279	.70	.32	50 ft.	200 ft. (X)	3605-0665	10.85
1	25.4	1.52	38.6	250	1.72	20.0	508	11.0	279	.70	.32	50 ft.-BP**	600 ft. (X)	3605-0669	10.34
1-1/4	31.8	1.81	46.0	250	1.72	20.0	508	16.0	406	.90	.41	50 ft.	100 ft. (X)	3605-0671	15.61
1-1/2	38.1	2.14	54.4	250	1.72	10.0	254	20.0	508	1.21	.55	50 ft.	X	3605-0676	19.68
2	50.8	2.66	67.6	250	1.72	10.0	254	25.0	635	1.57	.71	50 ft.	X	3605-0681	23.54

**RECOMMENDED FOR:** All types of steam — saturated and superheated — up to 250 PSI and +450°F (+232°C).

**NOTE: DO NOT ALTERNATE USE BETWEEN STEAM AND WATER.**

**TEMPERATURE:** -40°F to +450°F (-40°C to +232°C) continuous service.

**CONSTRUCTION:** **Tube:** Type P<sub>2</sub> (EPDM). Black.  
**Reinforcement:** Braided, high tensile steel wire.  
**Cover:** Type P<sub>2</sub> (EPDM). Black. All sizes are perforated.

**COUPLINGS:** 14 or 15 only. Reference pages 118-128.

**PACKAGING:** 3/8": Packaged in 200' to 300' reels. Maximum of 3 pieces. Minimum length 25'. One length under 100'.  
1/2", 3/4" and 1": Packaged in 500' reels. Maximum of 3 pieces. All lengths in 50 ft. increments.  
3/8" x 50': Packaged 250' per carton, each length coiled and tied.  
1/2" x 50': Packaged 200' per carton, each length coiled and tied.  
3/4" x 50': Packaged 150' or 200' per carton, each length coiled and tied.  
1" x 50': Packaged 200' per carton, each length coiled and tied.  
1-1/4" x 50': Packaged 100' per carton, each length coiled and tied.  
1-1/2" and 2" x 50': Packaged 50' per carton, each length coiled and tied.  
\*\*BP=Bulk Pack, 50' coiled and tied in a pallet carton: 1/2"=1,500'; 3/4"=1,000'; 1"=600'.

**BRANDING:** Continuous molded brand. Example: "Gates 205MB Steam King® 3/4 Inch 2 Wire Braid 250 PSI WP at 450 Degrees F Made In U.S.A. Caution: Tighten Clamps Before Using."


**SPECIAL ORDER REQUIREMENTS:** Special production runs require minimum order quantities of 5,000 feet.

**REMNANT LENGTHS:** None.

Due to continual product improvements, Gates reserves the right to alter specs and prices without prior notice.



**Industrial Hose  
Products/List Prices**



39496-000  
July 1, 2006  
Supersedes 39496-000  
January 17, 2005

**Steam Hose**

**232MB Steam Queen®**

(Specification 3602EL)

Nom. I.D.		Nom. O.D.		Max. W.P.		Suction		Min. Bend Radius		Wt. Per Ft.		Standard Pack	Stock (X) or Minimum Order Qty.	Gates Item No.	List Price Per Ft.
						(In. Hg.)	(mm Hg)	(In.)	(mm)	(Lbs.)	(Kg)				
3/8	9.5	.80	20.3	250	1.72	30.0	762	4.0	102	.30	.14	50 ft.	X	3602-1051	\$5.49
3/8	9.5	.80	20.3	250	1.72	30.0	762	4.0	102	.30	.14	REEL	X	3602-1061	5.49
1/2	12.7	1.02	25.9	250	1.72	25.0	635	7.0	178	.45	.20	50 ft.	X	3602-1052	6.87
1/2	12.7	1.02	25.9	250	1.72	25.0	635	7.0	178	.45	.20	REEL	X	3602-1062	6.87
3/4	19.1	1.27	32.3	250	1.72	20.0	508	9.0	229	.60	.27	50 ft.	X	3602-1055	8.86
3/4	19.1	1.27	32.3	250	1.72	20.0	508	9.0	229	.60	.27	REEL	X	3602-1065	8.86
1	25.4	1.52	38.6	250	1.72	20.0	508	11.0	279	.73	.33	50 ft.	X	3602-1057	11.27
1-1/2	38.1	2.18	55.4	250	1.72	10.0	254	20.0	508	1.24	.56	50 ft.	X	3602-1059	22.20
2	50.8	2.66	67.6	250	1.72	10.0	254	25.0	635	1.64	.74	50 ft.	X	3602-1060	26.79

**RECOMMENDED FOR:** All types of steam — saturated and superheated — up to 250 PSI + 450°F (+232°C).

**NOTE: DO NOT ALTERNATE USE BETWEEN STEAM AND WATER.**

**TEMPERATURE:** -40°F to +450°F (-40°C to +232°C) continuous service.

**CONSTRUCTION:** **Tube:** Type P<sub>2</sub> (EPDM). Black.  
**Reinforcement:** Braided, high tensile steel wire.  
**Cover:** Type B<sub>1</sub> (special compound designed to withstand heat and oil). Red. All sizes are perforated.

**COUPLINGS:** 14 or 15 only. Reference pages 118-128.

**PACKAGING:** 50' lengths: Coiled in a carton.  
3/8" through 3/4": Packaged in 200' to 300' reels. Maximum of 3 pieces. Minimum length 25'. One length under 100'.

**BRANDING:** Continuous molded brand. Example: "Gates 232MB Steam Queen® 3/4 Inch 2 Wire Braid 250 PSI WP at 450 Degrees F Made In U.S.A. Caution: Tighten Clamps Before Using."

**SPECIAL ORDER REQUIREMENTS:** Special production runs require minimum order quantities of 5,000 feet for sizes less than 1-1/2" and 600 feet for 1-1/2" and larger.

**REMNANT LENGTHS:** None.

**STANDARDS:** **Cover:** RMA (Class C) Limited oil resistance.

Due to continual product improvements, Gates reserves the right to alter specs and prices without prior notice.



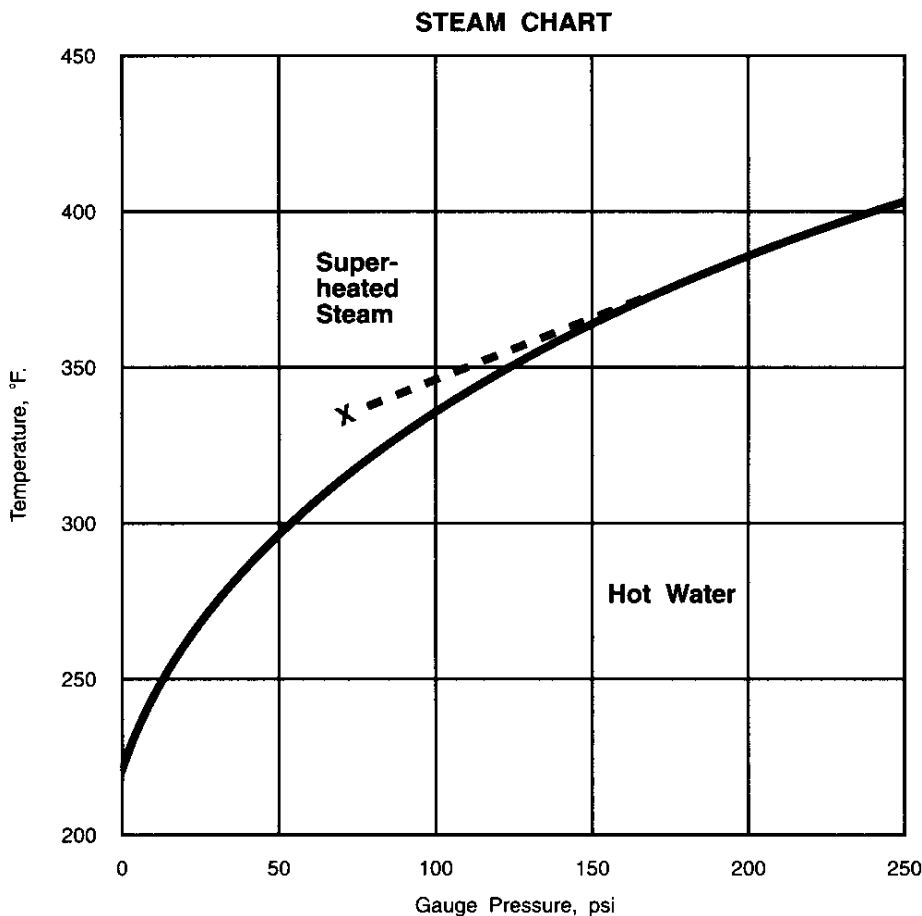
## Steam and Its Effect on Hose

Water can exist in three different basic states — solid, liquid or gas — and there are three different conditions of the gas (steam). Which particular condition exists is dictated by the pressure and temperature existing.

These conditions are:

- Wet Saturated Steam, or “Wet Steam”**
- Dry Saturated Steam**
- Superheated Steam, or “Dry Steam”**

By way of explanation, refer to the steam chart. The heavy black line is the boiling point of water at various gauge pressures. Any point on this line represents saturated steam. Saturated steam may be completely free of unvaporized water particles, or it may carry such particles. In other words, saturated steam may be “Dry” or “Wet.” Any point below the line represents Hot Water — any point above the line represents Superheated Steam.



The dotted line shows the process of saturated steam being transformed into superheated steam. If a steam line is at a pressure of 150 psi, and a temperature of 366°F., it contains saturated steam. If the pressure is substantially reduced by the expansion of the steam (such as the sudden opening of a valve or the steam passing into a larger pipe or hose), the condition of the steam follows the dotted line to some point X in the superheated steam area. This condition may not last very long, but the superheated steam tends to deteriorate the tube stock in ordinary steam hose intended for use with saturated steam. This usually results in hose failure.



# How to Select The Correct Steam Hose Assembly

**1. Determine Required Hose Size**

The hose size required is usually fixed by size of fittings or pipe to which the hose is to be connected.

It is important that you **do not select** a hose inside diameter **larger** than the diameter of the preceding pipe.

**2. Find Actual Rated Working Pressure and Temperature**

Take pressure and temperature readings just ahead of the hose connection.

**3. Determine Condition of Steam (Saturated or Superheated)**

Locate the actual Rated Working Pressure and Temperature on the steam chart on previous page. Any point on the heavy line is saturated steam.

**4. Select the Correct Hose**

From the table at right, select the hose that fulfills the requirements of both the condition of the steam and the Rated Working Pressure.

**5. Determine Length Required**

Length required is almost always dictated by the application.

**6. Select Couplings Required**

Gates recommends only interlocking types\* of couplings for steam hose applications. These are identified as:

**14** Interlocking, ground joint.

**15** Interlocking, washer joint.

**\*Remember to retighten on a regular basis.**

**STEAM HOSE TABLE**

Hose Type	Recommended Service		
	Rated Working Pressure (psi)	Working Temperature (°F)	Type of Steam
232MB Steam Queen®	250	450	Saturated or Superheated
205MB Steam King®	250	450	Saturated or Superheated

**Properties of Saturated Steam**

(Abridged from Handbook of Chemistry and Physics – 39<sup>th</sup> Edition.)

Gauge Pressure (psi)	*Temperature of Saturated Steam (°F)	Gauge Pressure (psi)	*Temperature of Saturated Steam (°F)	Gauge Pressure (psi)	*Temperature of Saturated Steam (°F)
10	239	110	344	200	388
25	267	115	347	205	390
30	274	120	350	210	392
35	281	125	353	215	394
40	287	130	356	220	395
45	292	135	358	225	397
50	298	140	361	230	399
55	303	145	363	235	401
60	307	150	366	240	403
65	312	155	368	245	404
70	316	160	371	250	406
75	320	165	373	255	408
80	324	170	375	260	409
85	328	175	377	265	411
90	331	180	380	270	413
95	335	185	382	275	414
100	338	190	384		
105	341	195	386		

\*Based on an atmosphere pressure of 14.7 psi.

**NOTE:** When electrical continuity is required, ground wire braid of hose to couplings with aluminum, copper or stainless steel staples.

**IMPORTANT: Steam can be dangerous material. Play it safe – stay within the limits of published recommendations!**

**Do Not Alternate Use Between Steam and Water**



**Industrial Hose  
Products/List Prices**



39496-000  
July 1, 2006  
Supersedes 39496-000  
January 17, 2005

**Water Hose**

**Shark®**

(Specification 4686AR/4686DC)

Nom. I.D.		Nom. O.D.		Max. W.P.		Suction		Min. Bend Radius		Wt. Per Ft.		Standard Pack	Stock (X) or Minimum Order Qty.	Gates Item No.	List Price Per Ft.
						(In. Hg.)	(mm Hg)	(In.)	(mm)	(Lbs.)	(Kg)				
1	25.4	1.45	36.8	150	1.03	30.0	762	5.0	127	.53	.24	100 ft.	X	4686-0701	\$8.53
1-1/4	31.8	1.71	43.4	150	1.03	30.0	762	6.0	152	.68	.31	100 ft.	X	4686-0702	9.42
1-1/2	38.1	1.96	49.8	150	1.03	30.0	762	8.0	203	.79	.36	100 ft.	X	4686-0703	10.28
2	50.8	2.46	62.5	150	1.03	30.0	762	10.0	254	1.01	.46	100 ft.	X	4686-0704	12.20
2-1/2	63.5	3.02	76.7	150	1.03	30.0	762	12.0	305	1.46	.66	100 ft.	X	4686-0705	15.94
3	76.2	3.58	90.9	150	1.03	30.0	762	15.0	381	2.01	.91	100 ft.	X	4686-0706	18.63
4	101.6	4.58	116.3	150	1.03	30.0	762	20.0	508	2.62	1.19	100 ft.	X	4686-0707	26.48
5	127.0	5.60	142.2	100	.69	30.0	762	25.0	635	3.89	1.76	100 ft.	X	4686-0708	41.23
6	152.4	6.65	168.9	100	.69	30.0	762	30.0	762	4.84	2.20	100 ft.	X	4686-0709	52.24
6	152.4	6.65	168.9	100	.69	30.0	762	30.0	762	4.84	2.20	20 ft.	X	4686-0711	52.24
6	152.4	6.65	168.9	100	.69	30.0	762	30.0	762	4.84	2.20	25 ft.	X	4686-0712	52.24

**RECOMMENDED FOR:** Suction hose used to convey water, detergents, phosphate ester hydraulic fluids and dilute solutions of acids, alkalis and glycols.

**TEMPERATURE:** -40°F to +180°F (-40°C to +82°C) continuous service.

**CONSTRUCTION:** **Tube:** Type P (EPDM). Black.  
**Reinforcement:** Synthetic, high tensile textile with steel wire helix.  
**Cover:** Type D (SBR). Black with green spiral stripe.

**COUPLINGS:** , (See Coupling Section on page 118 for maximum rated working pressure.) Reference pages 118-128.

**PACKAGING:** All lengths coiled and wrapped in polyethylene.

**BRANDING:** Continuous transfer label. Example: “ Shark® Water Suction/Discharge 150 PSI (1.03MPa) WP Made In U.S.A.”

**SPECIAL ORDER REQUIREMENTS:** Special production runs require minimum order quantities of 400 feet for sizes through 4" and 200 feet for sizes above 4". If a special transfer label is required, contact Denver Industrial Hose Marketing for minimum quantity.

**Specific cut lengths available through the Cut Length Program. Contact Customer Service for details.**

**REMNANT LENGTHS:** Remnant lengths are sometimes available in popular sizes at a discount. Contact Denver Industrial Hose Marketing for pricing, order requirements and availability.

Due to continual product improvements, Gates reserves the right to alter specs and prices without prior notice.



**Industrial Hose  
Products/List Prices**



39496-000  
July 1, 2006  
Supersedes 39496-000  
January 17, 2005

**Water Hose**

**Barracuda®**

(Specification 4686AT)

Nom. I.D.		Nom. O.D.		Max. W.P.		Suction		Min. Bend Radius		Wt. Per Ft.		Standard Pack	Stock (X) or Minimum Order Qty.	Gates Item No.	List Price Per Ft.
						(In. Hg.)	(mm Hg)			(Lbs.)	(Kg)				
1	25.4	1.33	33.8	150	1.03	30.0	762	5.0	127	.39	.18	100 ft.	400 ft.	4686-0199	\$5.50
1-1/4	31.8	1.61	40.9	150	1.03	30.0	762	5.0	127	.51	.23	100 ft.	X	4686-0203	6.00
1-1/2	38.1	1.86	47.2	150	1.03	30.0	762	6.0	152	.60	.27	100 ft.	X	4686-0204	7.25
2	50.8	2.36	59.9	150	1.03	30.0	762	8.0	203	.76	.35	100 ft.	X	4686-0200	8.40
2-1/2	63.5	2.96	75.2	150	1.03	30.0	762	10.0	254	1.06	.48	100 ft.	X	4686-0205	10.40
3	76.2	3.54	89.9	150	1.03	30.0	762	14.0	356	1.74	.79	100 ft.	X	4686-0201	11.60
4	101.6	4.54	115.3	150	1.03	30.0	762	18.0	457	2.25	1.02	100 ft.	X	4686-0202	16.50
6	152.0	6.68	170.0	100	.69	30.0	762	28.0	711	3.94	1.79	20 ft.	X	4686-0207	43.15
6	152.0	6.68	170.0	100	.69	30.0	762	28.0	711	3.94	1.79	25 ft.	X	4686-0206	43.15
8	203.2	9.00	228.6	100	.69	30.0	762	40.0	1016	8.81	4.00	25 ft.	X	4686-0209	110.20
10	254.0	11.27	286.3	100	.69	30.0	762	50.0	1270	15.80	7.17	25 ft.	X	4686-0210	179.29
12	304.8	13.27	337.1	100	.69	30.0	762	60.0	1524	18.63	8.45	25 ft.	X	4686-0211	205.07

**RECOMMENDED FOR:** Medium to light duty water suction/discharge for agricultural, construction and industrial applications. EPDM tube designed to handle a variety of liquids including Lasso\*, Lasso II\* and Freedom\*. Recommended for sanitation lines in marine applications.

**TEMPERATURE:** -40°F to +180°F (-40°C to +82°C). For 1" through 6" sizes.  
-32°F to +200°F (-36°C to +93°C). For 8" through 12" sizes.

**CONSTRUCTION:** **Tube:** Type P (EPDM). Black.  
**Reinforcement:** Synthetic, high tensile textile with steel wire helix.  
**Cover:** Type B<sub>2</sub> (Specially compounded elastomer for ozone and abrasion resistance). Black with green spiral stripe. For sizes 1" through 6" sizes  
Type P (EPDM). Black with green spiral stripe. For sizes 8", 10" and 12" only.

**COUPLINGS:** , all sizes. Reference pages 118-128.

**PACKAGING:** 1" through 6": Packaged with each length coiled and wrapped in polyethylene.  
8" through 12": Packaged with each length in nylon woven fabric.

**BRANDING:** Continuous transfer label. Example: " Barracuda® Water Suction/Discharge 150 PSI (1.03MPa) WP Made In U.S.A."

**SPECIAL ORDER REQUIREMENTS:** Special production runs require minimum order quantities of 400 feet for sizes through 4" I.D. and 200 feet for sizes above 4" I.D. If a special transfer label is required, contact Denver Industrial Hose Marketing for minimum quantity.

**Specific cut lengths available through the Cut Length Program. Contact Customer Service for details.**

**REMNANT LENGTHS:** Remnant lengths are sometimes available in popular sizes at a discount. Contact Denver Industrial Hose Marketing for pricing, order requirements and availability.

\* Registered trademarks of Monsanto.

Due to continual product improvements, Gates reserves the right to alter specs and prices without prior notice.





**Industrial Hose  
Products/List Prices**



39496-000  
July 1, 2006  
Supersedes 39496-000  
January 17, 2005

**Water Hose**

**Steelhead®**

(Specification 3135SP)

Nom. I.D.		Nom. O.D.		Max. W.P.		Suction		Min. Bend Radius		Wt. Per Ft.		Standard Pack	Stock (X) or Minimum Order Qty.	Gates Item No.	List Price Per Ft.
	(in.)		(mm)		(psi)	(MPa)	(in. Hg.)		(mm Hg)	(in.)	(mm)				
1-1/2	38.1	1.98	50.3	150	1.03	—	—	12.0	305	.70	.32	100 ft.	X	3135-2651	\$11.08
1-5/8	41.3	2.10	53.3	150	1.03	—	—	15.0	381	.74	.34	100 ft.	400 ft.	3135-2652	11.55
1-7/8	47.6	2.35	59.7	150	1.03	—	—	15.0	381	.88	.40	100 ft.	400 ft.	3135-2653	12.53
2	50.8	2.48	63.5	150	1.03	—	—	20.0	508	.93	.42	100 ft.	X	3135-2654	13.21
2-1/2	63.5	2.99	76.0	150	1.03	—	—	25.0	635	1.14	.52	100 ft.	X	3135-2655	16.50
3	76.2	3.49	88.7	150	1.03	—	—	36.0	914	1.35	.61	100 ft.	X	3135-2656	20.62
3-1/2	88.9	3.99	101.4	150	1.03	—	—	42.0	1067	1.64	.74	100 ft.	400 ft.	3135-2657	21.18
4	101.6	4.49	114.1	150	1.03	—	—	47.6	1219	1.85	.84	100 ft.	X	3135-2658	28.81
4-1/2	114.3	5.01	127.3	150	1.03	—	—	54.0	1372	2.16	.98	100 ft.	X	3135-2659	30.25
6	152.4	6.51	165.4	150	1.03	—	—	72.0	1829	2.84	1.29	100 ft.	X	3135-2660	54.45

**RECOMMENDED FOR:** Water discharge in heavy duty industrial applications.

**TEMPERATURE:** -40°F to +150°F (-40°C to +66°C) continuous service.

**CONSTRUCTION:** **Tube:** Type D (SBR). Black.  
**Reinforcement:** Multiple plies of synthetic, high tensile textile.  
**Cover:** Type D (SBR). Black with green spiral stripe.

**COUPLINGS:** . Reference pages 118-128.

**PACKAGING:** 100' coiled and wrapped in polyethylene.

**BRANDING:** Continuous transfer label. Example: “ Steelhead® HD Water Discharge 150 PSI (1.03MPa) WP Made In U.S.A.”

**SPECIAL ORDER REQUIREMENTS:** Special production runs require minimum order quantities of 400 feet for sizes through 4" and 200 feet for sizes above 4". If a special transfer label is required, contact Denver Industrial Hose Marketing for minimum quantity.

**REMNANT LENGTHS:** Remnant lengths are sometimes available in popular sizes at a discount. Contact Denver Industrial Hose Marketing for pricing, order requirements and availability.

Due to continual product improvements, Gates reserves the right to alter specs and prices without prior notice.



**Industrial Hose  
Products/List Prices**



39496-000  
July 1, 2006  
Supersedes 39496-000  
January 17, 2005

**Water Hose**

**Marlin®**

(Specification 3137M)

Nom. I.D.		Nom. O.D.		Max. W.P.		Suction		Min. Bend Radius		Wt. Per Ft.		Standard Pack	Stock (X) or Minimum Order Qty.	Gates Item No.	List Price Per Ft.
		(in.)	(mm)			(in. Hg.)	(mm Hg)			(Lbs.)	(Kg)				
1-1/2	38.1	1.82	46.2	150	1.03	—	—	12.0	305	.47	.21	100 ft.	X	3137-0370	\$6.54
1-1/2	38.1	1.90	48.3	150	1.03	—	—	12.0	305	.63	.29	100 ft.	X	3137-0371	8.74
2	50.8	2.33	59.2	150	1.03	—	—	20.0	508	.65	.30	100 ft.	X	3137-0372	7.20
2	50.8	2.41	61.2	150	1.03	—	—	20.0	508	.84	.38	100 ft.	X	3137-0373	9.72
2-1/2	63.5	2.83	71.9	150	1.03	—	—	25.0	635	.80	.36	100 ft.	400 ft.	3137-0374	10.14
2-1/2	63.5	2.91	73.9	150	1.03	—	—	25.0	635	1.02	.46	100 ft.	X	3137-0375	13.98
3	76.2	3.33	84.6	150	1.03	—	—	36.0	914	.95	.43	100 ft.	X	3137-0376	10.17
3	76.2	3.41	86.6	150	1.03	—	—	36.0	914	1.21	.55	100 ft.	X	3137-0377	16.22
3-1/2	88.9	3.91	99.3	150	1.03	—	—	42.0	1067	1.47	.67	100 ft.	X	3137-0378	20.50
4	101.6	4.33	110.0	150	1.03	—	—	47.6	1219	1.32	.60	100 ft.	X	3137-0379	12.81
4	101.6	4.41	112.0	150	1.03	—	—	47.6	1219	1.67	.76	100 ft.	X	3137-0380	24.12
5	127.0	5.44	138.2	150	1.03	—	—	60.0	1524	2.17	.98	100 ft.	X	3137-0381	29.82
6	152.4	6.40	162.6	150	1.03	—	—	72.0	1829	2.32	1.05	100 ft.	X	3137-0382	35.57
6	152.4	6.49	164.9	150	1.03	—	—	72.0	1829	2.96	1.34	100 ft.	X	3137-0383	49.79

**RECOMMENDED FOR:** Water discharge in heavy duty service requiring a compact, rugged and lightweight hose.

**TEMPERATURE:** -40°F to +180°F (-40°C to +82°C) continuous service.

**CONSTRUCTION:** **Tube:** Type P (EPDM). Black.  
**Reinforcement:** Multiple plies of synthetic, high tensile textile.  
**Cover:** Type D (SBR). Black with green spiral stripe.

**COUPLINGS:** 1, 3, 5, or 7. Reference pages 118-128.

**PACKAGING:** 100' coiled and wrapped in polyethylene.

**BRANDING:** Continuous transfer label. Example: “ Marlin® Water Discharge 150 PSI (1.03MPa) WP Made In U.S.A.”

**SPECIAL ORDER REQUIREMENTS:** Special production runs require minimum order quantities of 400 feet for sizes through 4" and 200 feet for sizes above 4". If a special transfer label is required, contact Denver Industrial Hose Marketing for minimum quantity.

**Specific cut lengths available through the Cut Length Program. Contact Customer Service for details.**

**REMNANT LENGTHS:** Remnant lengths are sometimes available in popular sizes at a discount. Contact Denver Industrial Hose Marketing for pricing, order requirements and availability.

Due to continual product improvements, Gates reserves the right to alter specs and prices without prior notice.



**Industrial Hose  
Products/List Prices**



39496-000  
July 1, 2006  
Supersedes 39496-000  
January 17, 2005

**Water Hose**

**Dolphin®**

(Specification 3137T)

Nom. I.D.	Nom. O.D.		Max. W.P.	Suction	Min. Bend Radius	Wt. Per Ft.		Standard Pack	Stock (X) or Minimum Order Qty.	Gates Item No.	List Price Per Ft.
	(In.)	(mm)				(psi)	(MPa)				
1-1/4	31.8	1.53	38.9	150	1.03	—	—	100 ft.	X	3137-0884	\$5.35
1-1/2	38.1	1.78	45.2	150	1.03	—	—	100 ft.	X	3137-0883	5.85
2	50.8	2.32	58.9	150	1.03	—	—	100 ft.	X	3137-0885	6.50
2-1/2	63.5	2.82	71.6	150	1.03	—	—	100 ft.	X	3137-0888	8.45
3	76.2	3.36	85.3	150	1.03	—	—	100 ft.	X	3137-0886	9.50
4	101.6	4.36	111.7	150	1.03	—	—	100 ft.	X	3137-0889	12.55
6	152.4	6.38	162.1	125	.86	—	—	100 ft.	X	3137-0890	22.20

**RECOMMENDED FOR:** Medium to light duty water discharge for agricultural, construction and industrial applications. EPDM tube designed to handle a variety of liquids including Lasso\*, Lasso II\* and Freedom\*.

**TEMPERATURE:** -40°F to +180°F (-40°C to +82°C).

**CONSTRUCTION:** **Tube:** Type P (EPDM). Black.  
**Reinforcement:** Synthetic, high tensile textile.  
**Cover:** Type P (EPDM). Black with green spiral stripe.

**COUPLINGS:** [5], [6], [7], [8] or [49], all sizes. Reference pages 118-128.

**NOTE:** 3:1 Safety Factor for Burst Pressure to Working Pressure is reduced when the temperature increases.

**PACKAGING:** 100' length coiled and wrapped in polyethylene.

**BRANDING:** Continuous transfer label. Example: “  Dolphin® Water Discharge 150 PSI (1.03MPa) WP Made In U.S.A.”

**SPECIAL ORDER REQUIREMENTS:** Special production runs require minimum order quantities of 400 feet for sizes through 4" I.D. and 200 feet for sizes above 4" I.D. If a special transfer label is required, contact Denver Industrial Hose Marketing for minimum quantity.

**Specific cut lengths available through the Cut Length Program. Contact Customer Service for details.**

**REMNANT LENGTHS:** Remnant lengths are sometimes available in popular sizes at a discount. Contact Denver Industrial Hose Marketing for pricing, order requirements and availability.

\* Registered trademarks of Monsanto.



**Industrial Hose  
Products/List Prices**



39496-000  
July 1, 2006  
Supersedes 39496-000  
January 17, 2005

**Water Hose**

**Master-Flex® 500**

(Specification 7744)

Nom. I.D.		Nom. O.D.		Max. W.P.		Suction		Min. Bend Radius		Wt. Per Ft.		Standard Pack	Stock (X) or Minimum Order Qty.	Gates Item No.	List Price Per Ft.
(In.)	(mm)	(In.)	(mm)	(psi)	(MPa)	(In. Hg.)	(mm Hg)	(In.)	(mm)	(Lbs.)	(Kg)				
1-1/2	38.1	1.67	42.4	75	.52	—	—	—	—	.17	.08	300 ft.	X	7744-1001	\$1.32
2	50.8	2.16	54.9	65	.45	—	—	—	—	.21	.10	300 ft.	X	7744-1002	1.61
2-1/2	63.5	2.55	64.8	60	.41	—	—	—	—	.28	.13	300 ft.	X	7744-1003	2.30
3	76.2	3.17	80.5	60	.41	—	—	—	—	.39	.18	300 ft.	X	7744-1004	2.71
4	101.6	4.20	106.7	60	.41	—	—	—	—	.53	.24	300 ft.	X	7744-1005	3.63
6	152.4	6.20	157.5	45	.31	—	—	—	—	.88	.40	300 ft.	X	7744-1006	6.05
8	203.2	8.16	207.3	45	.31	—	—	—	—	1.27	.58	300 ft.	X	7744-1007	12.10

**RECOMMENDED FOR:** General lay flat water discharge service. Excellent for job sites in construction, irrigation and areas where a lightweight, flexible hose is required.

**TEMPERATURE:** +25°F to +120°F (-4°C to +49°C) continuous service.

**CONSTRUCTION:** **Tube:** Type G (PVC). Blue with yellow identification  
**Reinforcement:** Synthetic, high tensile textile.

**COUPLINGS:** 5, 6, 7 or 49. One band for 1-1/2". Two bands for 2" I.D. and larger. Reference pages 118-128.

**PACKAGING:** 300' length coiled in polyethylene and banded, one length.

**BRANDING:** Ink stamp every 5 ft. with I.D. only.

**SPECIAL ORDER REQUIREMENTS:** None.

**REMNANT LENGTHS:** None.

Due to continual product improvements, Gates reserves the right to alter specs and prices without prior notice.



**Industrial Hose  
Products/List Prices**



39496-000  
July 1, 2006  
Supersedes 39496-000  
January 17, 2005

**Water Hose**

**Master-Flex® 100GR**

(Specification 7744)

Nom. I.D.	Nom. O.D.		Max W.P.*	Suction*	Min. Bend Radius	Wt. Per Ft.	Standard	Stock (X) or Minimum Order Qty.	Gates Item No.	List Price Per Ft.					
	(in.)	(mm)									(in.)	(mm)	(in.)	(mm)	(Lbs.)
1	25.4	1.27	32.3	90	.62	28.0	711	3.0	76	.28	.13	100 ft.	X	7744-3101	\$2.54
1-1/4	31.8	1.53	38.9	90	.62	28.0	711	4.0	102	.34	.15	100 ft.	X	7744-3102	3.31
1-1/2	38.1	1.82	46.2	90	.62	28.0	711	5.0	127	.48	.22	100 ft.	X	7744-3103	3.76
2	50.8	2.36	59.9	70	.48	28.0	711	6.0	152	.67	.30	100 ft.	X	7744-3104	5.44
2-1/2	63.5	2.90	73.7	65	.45	28.0	711	8.0	203	.95	.43	100 ft.	X	7744-3105	8.56
3	76.2	3.44	87.4	60	.41	28.0	711	9.0	229	1.25	.57	100 ft.	X	7744-3106	10.31
4	101.6	4.52	114.8	50	.34	28.0	711	13.0	330	1.94	.88	100 ft.	X	7744-3107	17.20
5	127.0	5.65	143.5	45	.31	28.0	711	21.0	533	3.09	1.40	100 ft.	1,000 ft.	7744-3108	24.88
6	152.4	6.80	172.7	45	.31	28.0	711	24.0	610	4.56	2.07	100 ft.	X	7744-3109	32.46

\*Working pressure and suction at +72°F (+22°C).

**RECOMMENDED FOR:** Conveying water and light chemical solutions under suction or rated discharge pressure.

**TEMPERATURE:** -10°F to +130°F (-23°C to +55°C) continuous service.

**CONSTRUCTION:** **Tube:** Type G (PVC). Green.  
**Reinforcement:** Rigid thermoplastic helix.

**COUPLINGS:** [1], [6], [7] or [49], all sizes. Reference pages 118-128.

**PACKAGING:** All lengths coiled and wrapped in polyethylene.

**BRANDING:** Unlabeled.

**SPECIAL ORDER REQUIREMENTS:** Special production runs require minimum order quantities of 1,000 feet per size. No deviations allowed to above product.

**REMNANT LENGTHS:** None.

Due to continual product improvements, Gates reserves the right to alter specs and prices without prior notice.



**Industrial Hose  
Products/List Prices**

39496-000  
July 1, 2006  
Supersedes 39496-000  
January 17, 2005

**Water Hose**

**Master-Flex® 101CL**

(Specification 7744)

Nom. I.D.		Nom. O.D.		Max. W.P.*		Suction*		Min. Bend Radius		Wt. Per Ft.		Standard Pack	Stock (X) or Minimum Order Qty.	Gates Item No.	List Price Per Ft.
						(In. Hg.)	(mm Hg)			(Lbs.)	(Kg)				
1	25.4	1.29	32.8	100	.69	28.0	711	3.0	76	.28	.13	100 ft.	X	7744-2101	\$2.44
1-1/4	31.8	1.56	39.6	90	.62	28.0	711	4.0	102	.35	.16	100 ft.	X	7744-2102	3.47
1-1/2	38.1	1.84	46.7	90	.62	28.0	711	4.0	102	.48	.22	100 ft.	X	7744-2103	3.73
2	50.8	2.39	60.7	70	.48	28.0	711	5.0	127	.67	.30	100 ft.	X	7744-2104	5.22
2-1/2	63.5	2.92	74.2	65	.45	28.0	711	7.0	178	.95	.43	100 ft.	X	7744-2105	7.13
3	76.2	3.46	87.9	55	.38	28.0	711	8.0	203	1.25	.57	100 ft.	X	7744-2106	8.97
4	101.6	4.56	115.8	50	.34	28.0	711	12.0	305	1.94	.88	100 ft.	X	7744-2107	12.89
5	127.0	5.65	143.5	45	.31	28.0	711	21.0	533	3.09	1.40	100 ft.	1,000 ft.	7744-2108	23.52
6	152.4	6.80	172.7	45	.31	28.0	711	23.0	584	4.56	2.07	100 ft.	X	7744-2109	27.14

\*Working pressure and suction at +72°F (+22°C).

**RECOMMENDED FOR:** Conveying water and light chemical solutions where a clear PVC hose with a white helix is desirable for heavy duty applications.

**TEMPERATURE:** -10°F to +130°F (-23°C to +55°C) continuous service.

**CONSTRUCTION:** **Tube:** Type G (PVC). Clear.  
**Reinforcement:** Rigid thermoplastic helix.

**COUPLINGS:** 1, 6, 7 or 49, all sizes. Reference pages 118-128.

**PACKAGING:** All lengths coiled and wrapped in polyethylene.

**BRANDING:** Unlabeled.

**SPECIAL ORDER REQUIREMENTS:** Special production runs require minimum order quantities of 1,000 feet per size. No deviations allowed to above product.

**REMNANT LENGTHS:** None.

Due to continual product improvements, Gates reserves the right to alter specs and prices without prior notice.



## Hose Couplings

### **71 Swaged-On Permanent Coupling**

#### **Nipples & Ferrules**

Malleable Iron-150 Lb., Also Fits 125 Lb. Standard Drilling Each End.

Size (In.)	Weight Per Each (Lbs.)	Gates Item No.	List Price Each End
2	8.00	7327	\$835.94
2-1/2	12.00	7327	984.38
3	16.00	7327	1148.44

Note: Nipples and Ferrules are not available in 4" and 6".

**NOTE: Available in coupled assemblies only, not sold separately.**

### **Wildman Type A Reusable Coupling (For Powerbraid® Plus)**

Size (In.)	Gates Item No.	List Price Each End
2	7310-0001	\$1,168.79
2-1/2	7310-0003	1,325.51
3	7310-0005	1,713.34

**NOTE: Available in coupled assemblies only, not sold separately.**

### **LP350 Ferrules**

Size (In.)	Description	Gates Item No.	Stock (X) or Minimum Order Qty.	List Price Each End
3/4	12PCBHB1F	7266-0735	150 EA (X)	\$5.30
3/4	12PCBHB1F	7266-0735-5	1 EA (X)	5.30
1-1/2	24PCBHB1F	7266-0734	20 EA (X)	60.73
1-1/2	24PCBHB1F	7266-0734-5	1 EA (X)	60.73
2	32PCBHB1F	7266-0733	12 EA (X)	76.63
2	32PCBHB1F	7266-0733-5	1 EA (X)	76.63

**NOTE: These ferrules are to be used with LP350 hose only.**





## How To Use The Coupling Section

**NOTE:** Because the hose/coupling interface is critical to hose assembly performance, always follow the specific instructions of hose and coupling manufacturers regarding the match of hose/fittings and assembly procedures. Trained personnel using proper tools and procedures should make hose assemblies. Failure to follow hose and couplings manufacturers' instructions or failure to use trained personnel might be dangerous and could result in damage to property and serious bodily injury.

Couplings are designated by Block Numbers, and are described as to construction and source. Adapters and fittings are available for special applications. Each coupling has a pressure rating of Low, Medium or High. These terms have a general meaning as follows:

**Low Pressure .....100 psi maximum**  
**Medium Pressure .....315 psi maximum**  
**High Pressure .....800 psi maximum**

Coupling ratings apply only where the recommended clamps or bands are used. Use this information as a guide since different tube stocks affect coupling retention. Common shank couplings or nipples with bands or clamps should be used only on straight or plain end water or material handling hoses up to the following rated working pressures:

1/2"- 1-1/2" I.D. — 315 psi	5" I.D. — 60 psi
2 -3" I.D. — 100 psi	6" I.D. — 50 psi
4" I.D. — 75 psi	

**NOTE: Band-It® Swaged Hose Nipples, a form of combination nipple, can be used for higher rated working pressures. They are available in plated and unplated steel plus stainless steel with Tapered Pipe Thread for 1/2" through 6" I.D. hose.**

Listed are all of the clamps, bands and ferrules used to secure the couplings to the hose. The proper clamp size should be selected carefully, since many clamps will fit only one hose size or a narrow range of sizes.

For certain critical fluids, specific couplings are used, as follows:

## Critical Applications

- Use only the couplings recommended in this catalog for conveying:
  - Steam**
  - LP Gas**
  - Corrosive Chemicals**
  - Petroleum Products**
- For conveying flammable fluids, use couplings made of nonsparking materials, such as brass or aluminum.
- For ground fueling of aircraft, use certified coupled assemblies only.

**When you have selected a hose from the Hose Section, you will have found one or more coupling recommendations for that hose. The following procedure will help you make the final selection:**

- If more than one coupling is recommended, make a final selection for type of coupling on basis of cost, sizes available, thread type available and application.
- Determine how the coupling is to be fastened to the hose—ferrule, band or clamp.





## Coupling Installation

**Before making any hose assembly, check over these general instructions and precautions:**

1. **Square Ends**—Before attaching a coupling to the hose, make sure the end is cut square. This will help prevent leakage of the coupling.
2. **Proper Fit of Ferrules and Clamps**—**This is important.** Make sure you are using the correct sizes for the hose being coupled. Never buff the cover, except when specified for certain hydraulic hose couplings, and you should not enlarge the hose tube in any way to make the coupling insert fit. Occasionally, a nipple pusher tool will be helpful in pushing the insert into the hose.
3. **Installation Lubricants**—Use of lubricants on coupling inserts and ferrules will simplify coupling installation and reduce possibility of damage to the hose. Some lubricants to use are water, soap solution or lactol. Or, you can use a solution of glycerin and alcohol made up of one (1) part glycerin and 15 parts wood alcohol by volume.
4. **Appearance of the Hose Assembly**—A properly installed coupling significantly improves customer acceptance of the product. It also provides added assurance of satisfactory service and safety of assembly.
5. **Seal the Ends**—Where the hose is intended for use in petroleum transfer applications and hose ends will be exposed after couplings are attached, apply a sufficient amount of quality Neoprene cement or shellac to seal the ends.
6. **Critical Applications.**
  - (a) Use only the couplings recommended on pages 118-128 for conveying:

<input type="checkbox"/> Steam	<input type="checkbox"/> Petroleum Products
<input type="checkbox"/> LP Gas	<input type="checkbox"/> Edible Products
<input type="checkbox"/> Corrosive Chemicals	
  - (b) For conveying flammable fluids, use couplings made of nonsparking materials; i.e., brass or aluminum.
  - (c) For aircraft ground fueling hose, use factory coupled assemblies only.

**NOTE: Refer to NAHAD Industrial Hose Assembly Guidelines for installation information and additional general information.**





## Pipe Thread Usage

There are several terms or abbreviations which have come into common use for denoting pipe threads. Some of these are:

Iron Pipe Threads

IPT

Tapered IPT

Straight IPT

IP—S

IP—T

These may be satisfactory for general reference, but since there are several types of pipe thread, it is best to use the notations as given by a recognized standard (ANSI B2.1). The types in this standard which are used with industrial hose couplings are listed on page 128.

Compatibility of threads and method of sealing determine which type of thread is to be used.

An NPT male and female form a pressure-tight joint, and usually some type of sealing compound is placed on the threads. NPTF threads are similar in that the seal is made by tight fit between the threads. However the fit is close enough that a sealing compound is not needed.

NPSM threads are used for either male or female fittings, but the seal is formed by compressing a packing or by metal contact between chamfers on the male and female. Size range is from 1/4" through 6" nominal pipe I.D.

NPSH threads are similar to NPSM threads but are used mostly for fire hose or special couplings. Size range is from 1/2" through 2" nominal pipe I.D. The seal is made by compressing a packing. GHT, garden hose threads, are a form of NPSH threads used on water hose. There is only one basic size of thread, 3/4 - 1 1/2. It is not compatible with 3/4-14NPT, NPSH or NPSM threads.

Couplings which come in sets usually have a female with NPSM threads and washer; and a male with NPT or NPSM threads.

Long shank couplings and pin lug couplings are examples where the male has NPSM threads. Reusable petroleum couplings are examples of sets in which the male has NPT threads.

Standard brass inserts have NPTF males and solid females and NPSM swivel females. The seal is made by contact of chamfers or tight fit of threads. (See Chart No.1 on page 127).

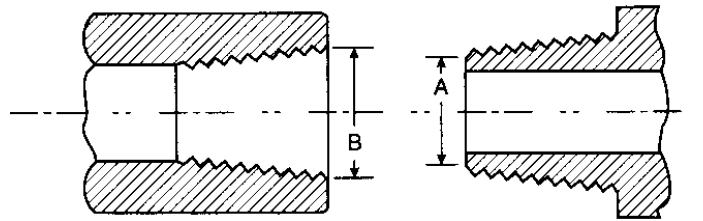
Couplings for hydraulic hose have threads which may conform to the above descriptions. In addition, there are many other types peculiar to the hydraulic field. For a complete description of threads, identification, sizes, methods of sealing and other related data, see Hydraulic Hose Catalog #35093.

### Combinations of Pipe Threads that Are Compatible:

Female	Male
NPT (Thread Seal)	NPT NPTF
NPTF (Thread Seal)	NPTF (Dryseal) NPT
NPSM (Washer Seal)	NPT NPTF NPSM
NPSM (Mechanical Seal)	NPT NPTF
NPSH (Washer Seal)	NPSH NPT
GHT (Washer Seal)	GHT



**Pipe Thread Usage  
(Continued)**



**Chart No. 2**

**American Standard Pipe Threads (ANSI B2.1)**

Nominal Pipe Size (In.)	Pipe O.D. (In.)	Threads Per Inch	NPT & NPTF	NPT	NPSM**	
			*Ext. Thrd. Pitch (A) Diameter	*Int. Thrd. Pitch (B) Diameter	Ext. Thrd. Max. Major Diameter	Int. Thrd. Min. Minor Diameter
1/8	.405	27	0.36351	0.37476	0.409	0.362
1/4	.504	18	0.47739	0.48989	0.541	0.470
3/8	.675	18	0.61201	0.62701	0.678	0.607
1/2	.840	14	0.75843	0.77843	0.844	0.753
3/4	1.050	14	0.96768	0.98887	1.054	0.964
1	1.315	11-1/2	1.21363	1.23863	1.318	1.208
1-1/4	1.660	11-1/2	1.55713	1.58338	1.663	1.553
1-1/2	1.900	11-1/2	1.79609	1.82234	1.902	1.792
2	2.375	11-1/2	2.26902	2.29627	2.376	2.265
2-1/2	2.875	8	2.71593	2.76216	2.877	2.718
3	3.500	8	3.34062	3.38850	3.503	3.344
3-1/2	4.000	8	3.83750	3.88881	4.003	3.845
4	4.500	8	4.33438	4.38712	4.502	4.343
5	5.563	8	5.39073	5.44929	5.564	5.405
6	6.625	8	6.44609	6.50597	6.620	6.462

\* Dimensions A & B shown on the sketch above

\*\* Loose Fitting

**Chart No. 3**

**American Standard Straight Pipe Threads for Hose Couplings and Nipples**

	Nominal Size (Hose I.D.) (In.)	Threads Per In.	Pitch	Depth of Thread	Major Diam. Min.
<b>GHT</b>	1/2, 5/8, 3/4	11-1/2	Coupling 0.08696	0.05648	1.0725
	1/2, 5/8, 3/4	11-1/2	Nipple 0.08696	0.05648	Max. 1.0625
<b>NPSH</b>	<b>Female</b>				<b>Major Diam. Min.</b>
	1/2	14	0.07143	0.04639	0.8323
	3/4	14	0.07143	0.04639	1.0428
	1	11-1/2	0.08696	0.05648	1.3051
	1-1/4	11-1/2	0.08696	0.05648	1.6499
	1-1/2	11-1/2	0.08696	0.05648	1.8888
	2	11-1/2	0.08696	0.05648	2.3628
	<b>Male</b>				<b>Major Diam. Max.</b>
	1/2	14	0.07143	0.04639	0.8248
	3/4	14	0.07143	0.04639	1.0353
1	11-1/2	0.08696	0.05648	1.2951	
1-1/4	11-1/2	0.08696	0.05648	1.6399	
1-1/2	11-1/2	0.08696	0.05648	1.8788	
2	11-1/2	0.08696	0.05648	2.3528	

Due to continual product improvements, Gates reserves the right to alter specs and prices without prior notice.



# Industrial Hose Products/List Prices

39496-000  
July 1, 2006  
Supersedes 39496-000  
January 17, 2005

## Couplings for Gates Hoses

### 1 Long Shank



**Description:** Cast brass, serrated shank, set has hex male and hex swivel female couplings, with a washer seal. Threads are GHT or NPSM.

**Sources:** A P G  
Dixon Valve & Coupling Co.  
Seal-Fast, Inc.

### 2 Lightweight Water Hose



**Description:** Spun or wrought brass serrated shank, round swivel female and solid male, both GHT, washer seal.

**Sources:** American Coupling Co.  
L.R. Nelson Corp.

### 3 Cast Brass or Zinc Short Shank



**Description:** Cast brass, serrated shank, hex swivel female with washer, solid male, GHT threads, 3/4-11-1/2.

**Sources:** A P G  
J.C. Gadd Co.  
Seal-Fast, Inc.

### 4 Machined Brass Short Shank



**Description:** Machined brass, serrated shank. Each set has round swivel female and solid male, GHT, washer seal. Octagon nut male and female.

**Sources:** American Coupling Co.  
Anderson Fittings  
A P G  
Campbell Fittings, Inc.  
Lenz, Inc.

### 5 Brass Pin Lug



**Description:** Cast brass shank and swivel, shank is serrated. NPSM threads in female and male, with washer seal. Sizes under 3" have lugs on female only.

**Sources:** A P G  
Dixon Valve & Coupling Co.  
P-T Coupling Co.

### 6 Malleable Iron Pin Lug



**Description:** Malleable iron shank and swivel with serrated shank, cadmium plated. NPSM threads in male and female, washer seal. Pin lugs on female Only.

**Sources:** A P G  
Dixon Valve & Coupling Co.  
P-T Coupling Co.  
Seal-Fast, Inc.

### 7 Combination Nipple



Victaulic Nipple

**Description:** Swaged steel with scored or serrated shank, NPT threads same nominal size as I.D. of hose. Special plastic materials available.

**Sources:** A P G  
Band-It-IDEX, Inc.  
Campbell Fittings, Inc.  
Dixon Valve & Coupling Co.  
Martin Brass Works, Inc.  
P-T Coupling Co.  
Seal-Fast, Inc.

### 8 Tri-Lokt



**Description:** Machined steel insert, male NPT threads only. Held in place with steel yoke and Band-It Jr. clamps. Insert is reusable—can be reinstalled with new yoke and clamps.

**Source:** Band-It-IDEX, Inc.

### 10 Single or Double Bolt Malleable Iron Clamp



**Description:** Cast malleable iron, cadmium plated.

**Source:** Dixon Valve & Coupling Co.

### 14 Interlocking, Ground Joint



**Description:** Malleable iron swivel. Inserts and spud may be either steel or malleable iron. All parts are cadmium plated. Male and female threads both NPT with same nominal size as hose I.D. Ground joint between spud and female insert. Available with 2- and 4-bolt clamps.

**Sources:** A P G  
Dixon Valve & Coupling Co.  
P-T Coupling Co.  
Seal-Fast, Inc.

### 15 Interlocking, Washer Joint



**Description:** Malleable iron swivel. Insert and spud may be either malleable iron or steel. All parts are cadmium plated. Female thread in spud is NPT with same nominal size as hose I.D. Washer joint between insert and spud. Available with 2- and 4-bolt clamps.

**Source:** Campbell Fittings, Inc.  
Dixon Valve & Coupling Co.  
P-T Coupling Co.

Due to continual product improvements, Gates reserves the right to alter specs and prices without prior notice.



**Couplings for Gates Hose—continued**

**18 Universal Quick Acting**



**Description:** Cast malleable iron with cadmium plate, cast bronze. Washer seal between two quick-acting heads. Several types of heads are available, but all have same-size attaching heads regardless of hose size. Fingers lock together with quarter-turn rotation.

**Sources:** A P G  
Campbell Fittings, Inc.  
Dixon Valve & Coupling Co.  
P-T Coupling Co.  
Seal-Fast, Inc.

**19 Standard Air Hose**



**Description:** Machined brass, with serrated shank, NPTF threads on hex solid male and on hex solid female, and NPSM threads on hex swivel female.

**Sources:** American Coupling Co.  
Anderson Fittings  
A P G  
Dixon Valve & Coupling Co.  
Lenz, Inc.  
National Coupling Co.  
Plews-Schrader

**20 Ferrules**



**Description:** All stock ferrules are plain drawn brass.

**Sources:** American Coupling Co.  
Anderson Fittings  
Dixon Valve & Coupling Co.  
Jagemann Stamping Co.  
Plews-Schrader  
Truex, Inc.  
Winzler Stamping Co.

**21 Preformed Band Clamps**



**Description:** A preformed ring clamp of rust-resistant carbon steel or Type 201 stainless steel. Also available in Type 316 stainless steel, and non-sparking silicon bronze.

**Sources:** Band-It  
Fast-Lok Hose Clamps  
Punch-Lok Co.

**21 Band Rolls**



**Description:** Available in 100-foot rolls, carbon steel or stainless steel. Buckles—100 per box

**Sources:** Band-It-IDEX, Inc.  
Fast-Lok Hose Clamps  
Punch-Lok Co.

**23 Reusable Gasoline Pump**



**Description:** Various materials; Two piece construction. Male NPT or IPT threads (also see coupling 47).

**Sources:** J.C. Gadd Co.  
P-T Coupling Co.  
Serv-All Die and Tool Co.

**24 Permanent Gasoline Pump Hose**



**Description:** Various materials; One piece construction. Male NPT or IPT threads.

**Sources:** J.C. Gadd Co.  
Serv-All Die and Tool Co.

**26 Internal Expansion-Brass**



**Description:** Body is forged brass. Ferrule is cold-drawn copper alloy. Male coupling has NPT threads, female swivel coupling has NPSH threads. All threads same nominal size as hose I.D. except 1-3/8" I.D. size which has 1-1/2 – 11-1/2 threads. On 1-1/2" and larger sizes, female has special tightening lugs.

**Sources:** Dixon Valve & Coupling Co.  
ProGrip Co.  
United Metal Industries, Inc.

**26 Ferrules for Internal Expansion**



**Sources:** Dixon Valve & Coupling Co.  
ProGrip Co.  
United Metal Industries, Inc.

Due to continual product improvements, Gates reserves the right to alter specs and prices without prior notice.





**Industrial Hose  
Products/List Prices**

39496-000  
July 1, 2006  
Supersedes 39496-000  
January 17, 2005

**Couplings for Gates Hose—continued**

**27 Reusable Petroleum Hose  
(Compression Ring)**



**Description:** Machined brass coupling body, cast brass sleeve, flat steel wire compression ring. Male NPT or female swivel with NPSM threads and washer seal. Threads are same nominal size as hose I.D.

**Sources:** United Metal Industries, Inc.

**28 Barrel Pump**



**Description:** Various materials with serrated shank. Threads are male NPT only.

**Sources:** J.C. Gadd Co.  
Serv-All Die and Tool Co.

**34 Stainless Steel Nipples**



**Description:** Type 316 stainless steel, with serrated shank, solid male NPT threads, hex swivel female, NPSM threads, washer seal. Threads same nominal size as hose I.D.

**Sources:** Dixon Valve & Coupling Co.  
Martin Brass Works, Inc.

**36 Sandblast**



**Sources:** A P G  
Campbell Fitting, Inc.  
Dixon Valve & Coupling Co.  
P-T Coupling Co.  
Seal-Fast, Inc.

**47 Reusable Fuel Oil**



**Description:** This coupling is similar to 23 except it has a brass finish, instead of chrome plating. Male NPTF threads, female NPSM threads, washer seal. Threads same nominal size as hose I.D., except as noted.

**Sources:** United Metal Industries, Inc.

**48 Band-It Nipples**



**Description:** Machined steel hex inserts, rust-resistant blued finish, serrated shank, male NPT threads.

**Source:** Band-It-IDEX, Inc.

Due to continual product improvements, Gates reserves the right to alter specs and prices without prior notice.

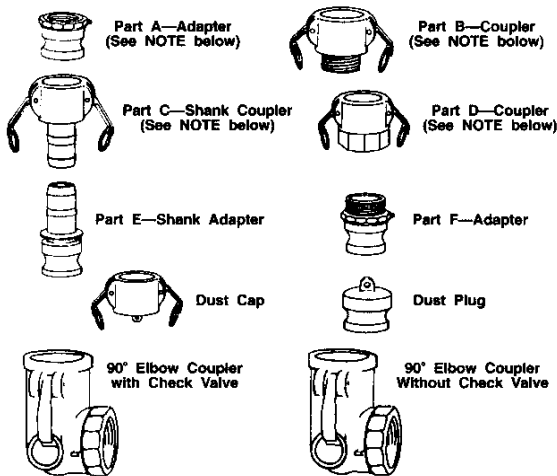


**Couplings for Gates Hose—continued**

**49 Quick-Connecting**

**Description:** The basic parts of this coupling are a bronze female shank coupler and a male adapter, which have a washer seal but no threads. These two parts fit snugly together and are held in place by two cams on the female shank coupler which rotate against a groove in the male adapter. This allows the coupling to be connected or disconnected very quickly. Adapters and dust caps are available as shown below. Standard materials are bronze or aluminum.

**Sources:** A P G  
Dixon Valve & Coupling Co.  
OPW Engineered Systems  
P-T Coupling Co.  
Scully Signal Co.  
Seal-Fast, Inc.



**NOTE:** Part A and Part D have female NPT threads. Part B and Part F have male NPT threads. Above threads have same nominal size as hose I.D. The above couplers and adapters are used to convert threaded-end couplings to quick connect.

**61 Center Punch**



**Description:** Open-end band or preformed band of rust-resistant steel. Also available in stainless steel.

**Sources:** Fast-Lok Hose Clamps  
Punch-Lok Co.

**71 Permanent Swaged or Crimped**



**Solid Male**




**Ferrule**

**Description:** API or NPT threads on connecting end of stem for easy flange attachment. Strong collar to anchor ferrule to stem. Electroplated steel. Also available in stainless steel, brass and other special metals.

**Sources:** Campbell Fittings, Inc. (Max. 1500 psi)  
Dixon Valve & Coupling Co.  
George Myer Company, Inc.  
ProGrip Co. (Max. 500 psi)


**72 Gates Crimped**



**PCS Male**



**PCS Ferrule**



**PC Solid Male**




**PC Ferrule**

**Description:** API or NPT threads on connecting end of stem for easy flange attachment. Strong collar to anchor ferrule to stem. Electroplated steel. Also available in stainless steel.

**Sources:** Gates Corp.

**73 Permanent Swaged or Crimped**



**Cam and Groove**

**Description:** NPT threads on connecting end of stem for easy flange attachment. Strong collar to anchor ferrule to stem. Electroplated steel. Also available in stainless steel, brass and other special metals.

**Sources:** A P G  
Dixon Valve & Coupling Co.  
ProGrip Co.

**74 MegaCrimp®**



**Description:** NPT threads on connecting end of stem for easy flange attachment. Tuffcoat™ plated steel. The “C” insert assures an even distribution of crimping forces to form a concentric seal.

**Sources:** Gates Corp.

Due to continual product improvements, Gates reserves the right to alter specs and prices without prior notice.



## Coupling Sources

**American Couplings Company**

A Dixon Company  
Westmont, IL 60559  
(800) 323-4440

2 4 19 20

**Anderson Fittings**

Oak Forrest, IL 60452  
(800) 323-5284

4 19 20

**A P G**

Houston, TX 77020  
(800) 888-5223

1 3 4 5 6 7 14 18 19 36

49 73

**Band-IT-IDEX, Inc.**

Denver, CO 80216  
(303) 320-4555

7 8 21 48

**Campbell Fittings, Inc.**

Boyertown, PA 19512  
(800) 367-3678

4 7 15 18 36 71

**Dixon Valve & Coupling Co.**

Chestertown, MD 21620  
(800) 355-1991

1 6 7 10 14 15 18 19 20

26 49 71 73

**Fast-Lok Hose Clamps**

**Division of Deco Products Co.**

Decorah, IA 52101  
(800) 327-9751

61

**Gadd, J.C., Company**

Denver, CO 80227  
(720) 849-4392

3 23 24 28

**George Myer Company, Inc.**

Houston, TX 77023  
(800) 600-3074

71

**Jagemann Stamping Company**

Manitowoc, WI 54220  
(920) 682-4633

20

**Lenz, Inc.**

Dayton, OH 45401  
(937) 277-9364

4 19

**Martin Brass Works, Inc.**

Jamaica, NY 11433  
(718) 523-3146

7 34

**National Coupling Co.**

Stafford, TX 77477  
(281) 499-2583

19

**Nelson Corp., L.R.**

Peoria, IL 61615  
(309) 692-2200

2

**OPW Engineered Systems**

Lebanon, OH 45036  
(800) 547-9393

49

**P-T Coupling Co.**

**ProGrip Co.**

**Punch-Lok Co.**

Enid, OK 73701  
(800) 654-0320

5 6 7 14 15 18 21 23 26 49

61 71 73

**Plews-Schrader**

Division of Tomkins Ind. & Auto  
Dixon, IL 61021  
(800) 545-1689

19 20

**Scully Signal Co.**

Wilmington, MA 01887  
(617) 692-8600

49

**Seal-Fast, Inc.**

Houston, TX 77220  
(800) 681-1515

1 3 6 7 18 36 49

**Serv-All Die and Tool Co.**

Crystal Lake, IL 60014  
(815) 459-2900

23 24 28

**Truex, Inc.**

Pawtucket, RI 02861  
(800) 458-7839

20

**United Metal Industries, Inc.**

New Hyde Park, NY 11040  
(800) 359-6801

26 27

**Winzler Stamping Company**

Montpelier, OH 43543  
(419) 485-3147

20





## Definitions and Abbreviations

**API Thread**—American Petroleum Institute Thread.

**Block Number**—A number enclosed in a block, e.g., 1, that designates each Gates coupling.

**Conductive**—Rubber designed to transmit electrical current; conducting static electricity

**Coupling**—A device used to attach a hose to a fitting or other hose in a secure, leakproof manner. There are two primary types:

**Permanent**—A coupling that is applied to the hose with crimping or swaging dies and cannot be easily removed. It is referred to as a "one-time coupling."

**Reusable**—A coupling that can be used more than once. It can be applied to or removed from a hose with the use of simple tools.

**Coupling Joint**—This leakproof connection is achieved by fastening together the mating surfaces of two couplings. The leak proof seal is obtained by any one of these methods:

1. Washer seal
2. Mechanical seal
3. Thread seal

**Ferrule**—The external part of the coupling which serves to hold the insert to the hose.

**GHT**—Garden Hose Thread. See Pipe Thread Usage, page 108 for compatibility.

**Helix**—Reinforcement formed by spiraling a wire or plastic rod around the cylindrical body of hose—usually to resist collapse or improve minimum bend radius.

**I.D.**—Abbreviation for Inside Diameter.

**Insert**—That part of the coupling which fits into the I.D. of the hose, which often has a threaded end, also called stem or nipple.

**IPT**—Iron Pipe Thread. A general term applying to all pipe threads. See pages 120 and 121.

**MBR**—Abbreviation for Minimum Bend Radius. It's the smallest radius, in inches, around which a hose can be bent without over-stressing components, collapsing the hose wall and without substantially reducing fluid flow.

**NPSH**—American Standard Straight Pipe Thread for hose couplings and nipples.

**NPSM**—American Standard Straight Pipe Thread—Common name, straight pipe thread for mechanical joints.

**NPT**—American Standard Taper Pipe Thread—Common name, tapered pipe thread.

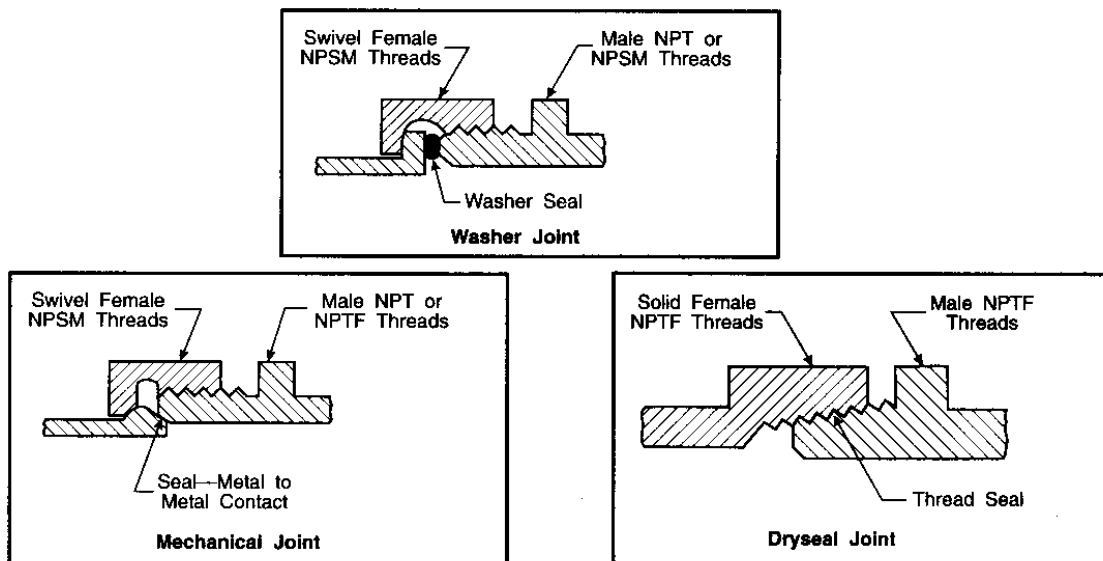
**NPTF**—American Standard Dryseal Pipe Thread—Common name, dryseal for pressure type joints without sealer.

**O.D.**—Abbreviation for Outside Diameter.

**Resistant**—Rubber designed to prevent transmission of electrical current; nonconductive.

**Shank**—That part of the coupling which fits into the I.D. of the hose.

**Chart No. 1  
Coupling Joints**



Due to continual product improvements, Gates reserves the right to alter specs and prices without prior notice.



**RMA Tolerances**

**1. Hand Built Hose – Wire and Nonwire (W and SB)**

Size (In.)	I.D. (In.)	O.D. (In.)
3/4 and under	± .031	± .031
Over 3/4 through 2	± .031	± .063
Over 2 through 3-1/2	± .047	± .063
Over 3-1/2 through 4	± .063	± .063
Over 4 through 6-5/8	+ .063 - .250	+ .125 - .250

**2. Vertical Braid Hose (B) & Spiral Hose**

Size (In.)	I.D. (In.)	O.D. (In.)
3/16	± .023	± .031
1/4 through 3/4	± .031	± .031
1 through 1-1/2	± .063	± .063

**3. Horizontal Braid Hose (HB and HW)**

Size (In.)	I.D. (In.)	O.D. (In.)
1/4, 5/16, 3/8	± .016	± .031
1/2, 5/8, 3/4	± .023	± .031
1	± .031	± .031
1-1/4, 1-1/2	± .039	± .047
2	± .039	± .063
2-1/2, 3	± .047	± .063
3-1/2, 4	± .063	± .063

**4. Specified Cut Length of Hose\***

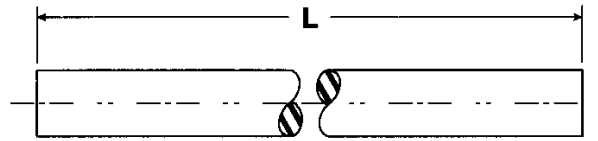
Length (In.)	Tolerance (In.)
12 and under	± .125
Over 12 through 24	± .188
Over 24 through 36	± .250
Over 36 through 48	± .375
Over 48 through 72	± .500
Over 72	± 1%

\*Helix wire hoses which can be coiled can appear shorter than the factory cut length. This phenomenon is normal, and the hose(s) will return to the factory cut length upon initial pressurization.

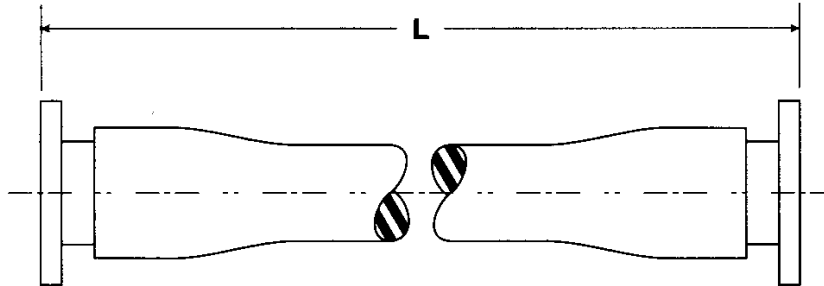
**5. Made-To-Order Hoses  
Wire-Inserted Construction, Gates**

Length (Ft.)	Tolerance (In.)
up to 5	± 1
5 to 10	+ 2, -1
10 to 25	± 2
over 25	± 1%

**How to Measure Hose lengths and Assemblies**



**Uncoupled**



**Coupled or Coupled and Flanged**

Hose or hose assembly lengths (“L”) are measured as shown above, unless otherwise specified.



## **Care and Maintenance of Hose** (Reprinted From RMA Hose Handbook)

Hose has a limited life and the user must be alert to signs of impending failure, particularly when the conditions of service include high working pressures and/or the conveyance or containment of hazardous materials. The periodic inspection and testing procedures described here provide a schedule of specific measures which constitute a minimum level of user action to detect signs indicating hose deterioration or loss of performance before conditions leading to malfunction or failure are reached.

**SAFETY WARNING: Failure to follow properly the manufacturer's recommended procedures for the care, maintenance and storage of a particular hose might result in its failure to perform in the manner intended and might result in possible damage to property and serious bodily injury.**

General instructions are also described for the proper storage of hose to minimize deterioration from exposure to elements or environments which are known to be deleterious to rubber products. Proper storage conditions can enhance and extend substantially the ultimate life of hose products.

### **General Care and Maintenance of Hose**

Hose should not be subjected to any form of abuse in service. It should be handled with reasonable care. Hose should not be dragged over sharp or abrasive surfaces unless specifically designed for such service. Care should be taken to protect hose from severe end loads for which the hose or hose assembly were not designed. Hose should be used at or below its rated working pressure; any changes in pressure should be made gradually so as to not subject the hose to excessive surge pressures. Hose should not be kinked or be run over by equipment. In handling large size hose, dollies should be used whenever possible; slings or handling rigs, properly placed, should be used to support heavy hose used in oil suction and discharge service.

### **General Test and Inspection Procedures for Hose**

An inspection and hydrostatic test should be made at periodic intervals to determine if a hose is suitable for continued service.

A visual inspection of the hose should be made for loose covers, kinks, bulges or soft spot which might indicate broken or displaced reinforcement. The couplings or fittings should be closely examined and, if there is any sign of movement of the hose from the couplings, the hose should be removed from service.

The periodic inspection should include a hydrostatic test for one minute at 150% of the recommended working pressure of the hose. An exception to this would be woven jacketed fire hose.\* During the hydrostatic test, the hose should be straight, not coiled or in a kinked position.

Water is the usual test medium and, following the test, the hose may be flushed with alcohol to remove traces of moisture. A regular schedule for testing should be followed and inspection records maintained.

**SAFETY WARNING: Before conducting any pressure tests on hose, provision must be made to ensure the safety of the personnel performing the tests and to prevent any possible damage to property. Only trained personnel using proper tools and procedures should conduct any pressure tests.**

\*Woven jacket fire hose should be tested in accordance with the service test provisions contained in the current edition of National Fire Protection Bulletin No.1962 -- Standard for the Care, Use and Service Testing of Fire Hose.

*1. Air or any other compressible gas must never be used as the test media because of the explosive action of the hose should a failure occur. Such a failure might result in possible damage to property and serious bodily injury.*

*2. Air should be removed from the hose by bleeding it through an outlet valve while the hose is being filled with the test medium.*

*3. Hose to be pressure tested must be restrained by placing steel rods or straps close to each end and at approximate 10 foot (3 m) intervals along its length to keep the hose from "whipping" if failure occurs. The steel rods or straps are to be anchored firmly to the test structure but in such a manner that they do not contact the hose which must be free to move.*

*4. The outlet end of hose is to be bulwarked so that a blown-out fitting will be stopped.*

*5. Provisions must be made to protect testing personnel from the forces of the pressure media if a failure occurs.*

*6. Testing personnel must never stand in front of or in back of the ends of a hose being pressure tested.*

*7. When liquids such as gasoline, oil, solvent, or other hazardous fluids are used as the test fluid, precautions must be taken to protect against fire or other damage should a hose assembly fail and the test liquid be sprayed over the surrounding area.*

The Rubber Manufacturers Association has published separately a series of Hose Technical information bulletins describing hoses designed for different applications which detail Maintenance, Testing and Inspection recommendations. Reference should be made to the current RMA Catalog of Publications to determine the availability of the latest edition. Bulletins published as of January 2003 include the following:

#### **Publication No.**

- IP 11—1—Steam Hose
- IP 11—2—Anhydrous Ammonia Hose
- IP 11—4—Oil Suction and Discharge Hose
- IP 11—5—Welding Hose
- IP 11—7—Chemical Hose
- IP 11—8—Fuel Dispensing Hose



# Industrial Hose Products/List Prices

39496-000  
July 1, 2006  
Supersedes 39496-000  
January 17, 2005

## Storage

Rubber hose products in storage can be affected adversely by temperature, humidity, ozone, sunlight, oils, solvents, corrosive liquids and fumes, insects, rodents and radioactive materials.

The appropriate method for storing hose depends to a great extent on its size (diameter and length), the quantity to be stored and the way in which it is packaged. Hose should not be piled or stacked to such an extent that the weight of the stack creates distortions on the length stored at the bottom.

Since hose products vary considerably in size, weight and length, it is not practical to establish definite recommendations on this point. Hose having a very light wall will not support as much load as could a hose having a heavier wall or hose having a wire reinforcement. Hose which is shipped in coils or bales should be stored so that the coils are in a horizontal plane.

Whenever feasible, rubber hose products should be stored in their original shipping containers, especially when such containers are wooden crates or cardboard cartons which provide some protection against the deteriorating effects of oils, solvents and corrosive liquids; shipping containers also afford some protection against ozone and sunlight.

Certain rodents and insects will damage rubber hose products and adequate protection from them should be provided.

Cotton jacketed hose should be protected against fungal growths if the hose is to be stored for prolonged periods in humid conditions in excess of 70%.

The ideal temperature for the storage of rubber products ranges for 50° to 70°F (10-21°C) with a maximum limit of 100°F (38°C). If stored below 32°F (0°C), some rubber products become stiff and would require warming before being placed in service. Rubber products should not be stored near sources of heat, such as radiators, base heaters, etc., nor should they be stored under conditions of high or low humidity.

To avoid the adverse effects of high ozone concentration, rubber hose products should not be stored near electrical equipment that may generate ozone or be stored for any lengthy period in geographical areas of known high ozone concentration. Hose should not be stored in locations where the ozone level exceeds the National Institute of Occupational Safety and Health's upper limits of 0.10 ppm. Exposure to direct or reflected sunlight – even through windows – should also be avoided. Uncovered hose should not be stored under fluorescent or mercury lamps which generate light waves harmful to rubber.

Storage areas should be relatively cool and dark, and free of dampness and mildew. Items should be stored on a first-in, first-out basis, since even under the best of conditions, an unusually long shelf life could deteriorate certain rubber products.

## Decimal and Millimeter Equivalents of Fractions

Inches		Decimals	Millimeters
Fractions			
1/64		.015625	.397
	1/32	.03125	.794
3/64		.046875	1.191
	1/16	.0625	1.588
5/64		.078125	1.984
	3/32	.09375	2.381
7/64		.109375	2.778
	1/8	.125	3.175
9/64		.140625	3.572
	5/32	.15625	3.969
11/64		.171875	4.366
	3/16	.1875	4.763
13/64		.203125	5.159
	7/32	.21875	5.556
15/64		.234375	5.953
	1/4	.250	6.350
17/64		.265625	6.747
	9/32	.28125	7.144
19/64		.296875	7.541
	5/16	.3125	7.938
21/64		.328125	8.334
	11/32	.34375	8.731
23/64		.359375	9.128
	3/8	.375	9.525
25/64		.390625	9.922
	13/32	.40625	10.319
27/64		.421875	10.716
	7/16	.4375	11.113
29/64		.453125	11.509
	15/32	.46875	11.906
31/64		.484375	12.303
	1/2	.500	12.700

Inches		Decimals	Millimeters
Fractions			
33/64		.515625	13.097
	17/32	.53125	13.494
35/64		.546875	13.891
	9/16	.5625	14.288
37/64		.578125	14.684
	19/32	.59375	15.081
39/64		.609375	15.478
	5/8	.625	15.875
41/64		.640625	16.272
	21/32	.65625	16.669
43/64		.671875	17.066
	11/16	.6875	17.463
45/64		.703125	17.859
	23/32	.71875	18.256
47/64		.734375	18.653
	3/4	.750	19.050
49/64		.765625	19.447
	25/32	.78125	19.844
51/64		.796875	20.241
	13/16	.8125	20.638
53/64		.828125	21.034
	27/32	.84375	21.431
55/64		.859375	21.828
	7/8	.875	22.225
57/64		.890625	22.622
	29/32	.90625	23.019
59/64		.921875	23.416
	15/16	.9375	23.813
61/64		.953125	24.209
	31/32	.96875	24.606
63/64		.984375	25.003
	1	1.000	25.400

Due to continual product improvements, Gates reserves the right to alter specs and prices without prior notice.



Rubber hoses are used basically to convey material. They are used for a variety of reasons, but principally for:

- Flexibility; allows for changes in alignment, hookup or outlet.
- Absorbing vibration.
- Resistance to Corrosive fluids.
- Resistance to abrasion.
- Providing a closed system.

In applying any product, the more you know about the application, the better the product you choose to meet the needs of the application. This is particularly true with hose because of the many variables involved.

Each type of hose and coupling is designed to give satisfactory, safe service life for a particular application. To obtain this service life, the user should:

- Select the proper hose and couplings for the application.
- Take reasonable care of the hose assembly while it is in service.
- Maintain the hose assembly in good working condition.
- Observe all applicable safety regulations.

If a hose assembly was incorrectly selected to solve an application problem, there is very little that care and maintenance can do to prolong its service life. It's very simple: hoses will fail soon regardless of the care and maintenance provided if they are misapplied.

When designing a system with rubber hose, engineering principles regarding materials always apply. Take advantage of the outstanding characteristics of rubber materials listed on Page 154 and avoid those conditions that shorten hose life. Some of these conditions are:

- Exposure to higher-than-rated temperatures.
- Exposure to severe external abuse such as kinking, pulling, excessive bending.
- Exposure to corrosive fluids to which hose has little resistance.
- Subjecting hose to higher than rated working pressure/high surge pressure.

The process of selecting hoses from Industrial Hose Products/List Prices #39496-000 or the following Data Pages usually is resolved in one of two ways:

- Making the optimum choice from several possible selections for an application.
- Making the only choice, which satisfies all the requirements of a somewhat special application; i.e., transfer of LP Gas.

Hoses are versatile, and it's often possible to use one type of hose for several different applications. However, certain specific applications are critical and/or hazardous, and the only type of hose used should be the one Gates recommends for that application. Some of the critical or hazardous applications involving hoses are:

- Steam.
- Liquid Petroleum Gas (LPG).
- Corrosive chemicals.
- Air Drill operation.

Refer to the product description pages in this catalog for details of hoses used in these applications.

The hoses listed in this Hose Finder may be found in one or more additional Gates catalogs or Market Specifications publications.

The Data Pages are intended to give you a reference for quickly locating standard line hoses for a given application. Hoses are listed by size (I.D.) and rated working pressure. Pertinent specification information is also provided for each hose.

## Precautionary Notes

**Not all of the sizes shown are stock items and may require minimum order quantities. In addition, many of the larger diameter hoses (water, material handling, etc.) are made to order. For availability, delivery and pricing information refer to your Industrial Hose Products/List Prices #39496-000, Customer Service Representative in Denver or your local Gates Representative.**



## PROPER HOSE SELECTION

Proper hose selection is the first step in preventive maintenance. Selecting the best product for the application will allow you to obtain the maximum life expectancy from the product for the best value.

When selecting the correct hose, use the acronym **STAMPED** as your guide:

- S – Size:**
- ▶ I.D. (Inside Diameter)
  - ▶ O.D. (Outside Diameter)
  - ▶ Based on the machinery sizing.
- T – Temperature:**
- ▶ Consider exterior and interior temperature, as well as temperature impact on the material being conveyed.
- A – Application:**
- ▶ Where will the hose be used?
  - ▶ How will the hose be used?
  - ▶ How often will the hose be used (continuous, intermittent, seldom)?
  - ▶ What are the environmental conditions?
  - ▶ Special hose construction (crush resistant)?
  - ▶ Conductivity requirements?
  - ▶ Is the hose used in a critical application?
  - ▶ Government or Industrial Standard requirements?
  - ▶ Use hoses that are specifically designed for these applications:
    - Steam
    - LP Gas
    - Aircraft Ground Refueling
    - Corrosive Chemicals
- M – Material being conveyed:**
- ▶ Chemical name(s) and state(s) – (liquid, solid or gas)
  - ▶ Food
  - ▶ Dry or powder
  - ▶ Liquid
- P – Pressure:**
- ▶ What is the working pressure?
  - ▶ What is the maximum surge pressure?
  - ▶ Is there a vacuum?
- E – End requirements:**
- ▶ What type of thread ends?
  - ▶ See Coupling Section on pages 118-128.
- D – Delivery:**
- ▶ Identify how many items and when they need to be supplied.
    - Distributors – Call Customer Service.
    - end Users – Call Distributors.



## Explanation of Column Headings

- Hose I.D. (In.)** — This is the nominal hose inside diameter in inches (See Page 128 for tolerances).
- Hose Name** — This is the hose identification shown in the catalog. For some special hoses, it may be a number, not a name.
- Rated Working Pressure (psi)** — This is the design working pressure and is based on a certain percentage of the hose burst value. It varies with hose type and intended application.
- Suction (In. Hg)** — This is the vacuum rating of the hose when used in suction applications at ambient temperatures, and not bent beyond the minimum bend radius
- Hose O.D.** — The outside diameter (See Page 128 for tolerances).
- Tube** — For reference, the Gates Rubber type identification is given and the color used on that particular hose. Refer to Page 154 for a description of these stocks.  
**Oil Resistance** — RMA Oil Resistance rating is listed:  
  - High = High
  - Med. = Medium
  - Low = Low > 100% swell
  - = Not Rated.
- Cover** — Same information for tube stock.

### Color Abbreviations:

<b>Beige</b> – Beige	<b>Mar</b> – Maroon
<b>Blk</b> – Black	<b>Nat</b> – Natural
<b>Blu</b> – Blue	<b>Org</b> – Orange
<b>Bur</b> – Burgundy	<b>Red</b> – Red
<b>Clear</b> – Clear	<b>Tan</b> – Tan
<b>Gld</b> – Gold	<b>Wht</b> – White
<b>Grn</b> – Green	<b>Yel</b> – Yellow
<b>Gry</b> – Gray	

Refer to the product description pages in this catalog for description of any special cover stripes.

- Hose Weight (lb/ft)** — This is approximate measurement per current specification.
- Minimum Bend Radius** – This is the smallest radius in inches around which a hose can be bent without overstressing components, without collapsing the hose wall and without substantially reducing fluid flow.
- Hose Temperature Range** – Includes maximum and minimum temperatures of each hose listed.
- Hose Category** — This is a listing of hose types as indicated in the Table of Contents on Page 1 of the Industrial Hose Products/List Prices #39496-000. Most hoses are not limited to these applications only.

## How to Select a Hose From the Data Pages

### Example 1

**Given:** A customer wants a 3/4" I.D. x 20' hose to handle air or water and general purpose applications. Temperatures are ambient, a pressure rating up to 300 psi is required and it must have textile reinforcement with a high oil resistant tube.

Turn to Page 138 and 139 for the listing of 3/4" I.D. hoses. In the Rated Working Pressure column, you will find the 300 psi figures. **NOTE:** Several hoses have a 300 psi rating or higher. But, the ones with textile reinforcement and high oil resistance that are multi-purpose are 19B, 119B or Premo Flex<sup>®</sup> hoses. All of these hoses could be suitable for the application. Refer to corresponding catalog page number for specific hose details and coupling recommendations.

### Example 2

**Given:** 6" x 50' dry powder food grade transfer hose is needed. The hose requirements are: full suction, 50 psi and a temperature of 100 °F.

Turn to Page 150 and 151 for the listing of 6" I.D. hoses. In the Rated Working Pressure column, you will find the 50 psi rating or higher. The two hoses with 50 psi and full suction ratings and suitable for bulk food transfer are 690SB and 692SB. Refer to corresponding catalog page number for specific hose details and coupling recommendations.



**Industrial Hose  
Products/List Prices**

# Hose Finder

## Data Pages

39496-000  
July 1, 2006  
Supersedes 39496-000  
January 17, 2005

Hose I.D. (In.)	Name	Rated W. P. (psi)	Suction (In. Hg.)	Hose O.D. (In.)	Tube			Cover		Min. Bend Radius (In.)	Hose Wt. (Lbs./Ft.)	Temp (°F)		Hose Categories	Catalog Page No.
					Type	Color	Oil Resistance	Type	Color/Stripe			Min.	Max.		
7/64	Vacuum Tubing	—	30.0	—	P	Blk	—	—	—	1.5	0.02	-40°F	+257°F	Marine	69
5/32	Vacuum Tubing	—	30.0	—	P	Blk	—	—	—	1.5	0.03	-40°F	+257°F	Marine	69
3/16	4219G	50	24.0	0.41	C	Blk	—	C <sub>2</sub>	Blk	3.0	0.06	-40°F	+257°F	Marine	66
	LPG Vapor	125	30.0	0.44	C	Blk	—	A	Blk	2.0	0.08	-30°F	+150°F	Petroleum Transfer	98
	Premo Flex	250	30.0	0.44	C	Blk	High	C <sub>2</sub>	Red	2.0	0.07	-40°F	+212°F	Air & Multi-Purpose	24
	19B Plant Master	500	30.0	0.43	C	Blk	High	C <sub>2</sub>	Red	3.0	0.07	-40°F	+212°F	Air & Multi-Purpose	19
7/32	Vacuum Tubing	—	30.0	—	P	Blk	—	—	—	2.0	0.05	-40°F	+257°F	Marine	69
1/4	Vacuum Tubing	—	30.0	—	P	Blk	—	—	—	2.0	0.06	-40°F	+257°F	Marine	69
	Fuel Line (Type A)	40	28.0	0.64	C	Blk	High	A	Blk	2.5	0.17	-40°F	+212°F	Marine	64
	Fuel Line (Type B)	40	28.0	0.50	C	Blk	High	M	Blk	2.5	0.09	-40°F	+250°F	Marine	65
	4219G	50	24.0	0.50	C	Blk	High	C <sub>2</sub>	Blk	3.0	0.09	-40°F	+257°F	Marine	66
	LPG Vapor	125	30.0	0.53	C	Blk	—	A	Blk	3.0	0.11	-30°F	+150°F	Petroleum Transfer	98
	Adapta Flex	200	30.0	0.50	P	Blk	Low	P	Red	3.0	0.09	-40°F	+200°F	Air & Multi-Purpose	27 & 28
	Adapta Flex	200	30.0	0.50	P	Blk	Low	P	Blk	3.0	0.09	-40°F	+200°F	Air & Multi-Purpose	29
	119B Plant Master	250	30.0	0.50	C	Blk	High	A	Blk	3.0	0.09	-40°F	+212°F	Air & Multi-Purpose	20
	19B Plant Master	250	30.0	0.50	C	Blk	High	C <sub>2</sub>	Red	3.0	0.09	-40°F	+212°F	Air & Multi-Purpose	19
	6B Dura Master	250	30.0	0.50	B <sub>1</sub>	Blk	Med	P	Red	3.0	0.09	-40°F	+200°F	Air & Multi-Purpose	25
	Adapta Flex	250	30.0	0.50	P	Blk	Low	P	Red	3.0	0.09	-40°F	+200°F	Air & Multi-Purpose	27
	Adapta Flex	250	30.0	0.50	P	Blk	Low	P	Blk	3.0	0.09	-40°F	+200°F	Air & Multi-Purpose	29
	Adapta Flex	250	30.0	0.50	P	Blk	Low	P	Blu	3.0	0.09	-40°F	+200°F	Air & Multi-Purpose	30
	Adapta Flex	250	30.0	0.50	P	Blk	Low	P	Grn	3.0	0.09	-40°F	+200°F	Air & Multi-Purpose	30
	Adapta Flex	250	30.0	0.50	P	Blk	Low	P	Yel	3.0	0.09	-40°F	+200°F	Air & Multi-Purpose	30
	Adapta Flex	250	30.0	0.62	P	Blk	Low	P	Red	3.0	0.15	-40°F	+200°F	Air & Multi-Purpose	27
	Adapta Flex	250	30.0	0.62	P	Blk	Low	P	Blk	3.0	0.15	-40°F	+200°F	Air & Multi-Purpose	29
	Duro Flex	250	30.0	0.50	B <sub>1</sub>	Blk	Med.	P	Red	2.0	0.09	-40°F	+200°F	Air & Multi-Purpose	26
	Premo Flex	250	30.0	0.50	C	Blk	High	C <sub>2</sub>	Red	2.0	0.09	-40°F	+212°F	Air & Multi-Purpose	24
	Tufflex Food	250	—	0.47	G	Clear	—	G	Clear	—	0.07	-10°F	+130°F	Food & Beverage	53
	Adapta Flex	300	30.0	0.53	P	Blk	Low	P	Red	3.0	0.10	-40°F	+200°F	Air & Multi-Purpose	27
	Duro Flex	300	30.0	0.57	B <sub>1</sub>	Blk	Med.	P	Red	2.0	0.12	-40°F	+200°F	Air & Multi-Purpose	26
	LOL Plus	300	28.0	0.47	C	Blk	High	A	Blk	3.0	0.09	-40°F	+212°F	Air & Multi-Purpose	22
	LOL Plus	300	28.0	0.47	C	Blk	High	C <sub>2</sub>	Blue	3.0	0.09	-40°F	+212°F	Air & Multi-Purpose	22
	LOL Plus	300	28.0	0.47	C	Blk	High	C <sub>2</sub>	Red	3.0	0.09	-40°F	+212°F	Air & Multi-Purpose	22
	LOL Plus	300	28.0	0.47	C	Blk	High	C <sub>2</sub>	Yel	3.0	0.09	-40°F	+212°F	Air & Multi-Purpose	22
	LOL Plus	300	28.0	0.47	C	Blk	High	C <sub>2</sub>	Grn	3.0	0.09	-40°F	+212°F	Air & Multi-Purpose	22
	LOL Plus	300	28.0	0.47	C	Blk	High	C <sub>2</sub>	Gry	3.0	0.09	-40°F	+212°F	Air & Multi-Purpose	22
	Python Plus	300	30.0	0.54	C	Blk	High	A	Blk	3.0	0.11	-20°F	+212°F	Air & Multi-Purpose	23
	Python Plus	300	30.0	0.54	C	Blk	High	C <sub>2</sub>	Blu	3.0	0.11	-20°F	+212°F	Air & Multi-Purpose	23
	Python Plus	300	30.0	0.54	C	Blk	High	C <sub>2</sub>	Red	3.0	0.11	-20°F	+212°F	Air & Multi-Purpose	23
	Python Plus	300	30.0	0.54	C	Blk	High	C <sub>2</sub>	Yel	3.0	0.11	-20°F	+212°F	Air & Multi-Purpose	23
	Python Plus	300	30.0	0.54	C	Blk	High	C <sub>2</sub>	Grn	3.0	0.11	-20°F	+212°F	Air & Multi-Purpose	23
	Python Plus	300	30.0	0.54	C	Blk	High	C <sub>2</sub>	Gry	3.0	0.11	-20°F	+212°F	Air & Multi-Purpose	23
Tufflex Plus	300	25.0	0.50	G <sub>1</sub>	Blk	—	G <sub>1</sub>	Red	0.7	0.11	-15°F	+150°F	Air & Multi-Purpose	31	
6B Dura Master	315	30.0	0.62	B <sub>1</sub>	Blk	Med.	P	Red	3.0	0.15	-40°F	+200°F	Air & Multi-Purpose	25	
Premo Flex	315	30.0	0.57	C	Blk	High	C <sub>2</sub>	Red	2.0	0.12	-40°F	+212°F	Air & Multi-Purpose	24	
LP350	350	30.0	0.56	C	Blk	—	A	Blk	3.0	0.12	-40°F	+180°F	Petroleum Transfer	97	
119B Plant Master	500	30.0	0.62	C	Blk	High	A	Blk	3.0	0.16	-40°F	+212°F	Air & Multi-Purpose	20	
19B Plant Master	500	30.0	0.62	C	Blk	High	C <sub>2</sub>	Red	3.0	0.14	-40°F	+212°F	Air & Multi-Purpose	19	
77B	500	30.0	0.52	Z	Clear	High	A	Blk	3.0	0.09	-40°F	+150°F	Acid-Chemical	18	
C5M	500	20.0	0.58	C	Blk	High	C <sub>2</sub>	Blu	1.3	0.21	-40°F	+212°F	Marine	63	
Terminator	501	30.0	0.57	C	Blk	High	C <sub>4</sub>	Yel	3.0	0.12	-40°F	+212°F	Air & Multi-Purpose	21	
319MB	1000	30.0	0.63	A	Blk	Med.	M	Gld	3.0	0.22	-40°F	+212°F	Air & Multi-Purpose	32	
PowerClean 3500	3500	30.0	0.53	C	Blk	—	C <sub>2</sub>	Blk	4.0	0.15	-40°F	+250°F	Pressure Washer	100	
PowerClean 3500	3500	30.0	0.53	C	Blk	—	C <sub>2</sub>	Blu	4.0	0.15	-40°F	+250°F	Pressure Washer	100	





**Industrial Hose  
Products/List Prices**

# Hose Finder

## Data Pages

39496-000  
July 1, 2006  
Supersedes 39496-000  
January 17, 2005

Hose I.D. (In.)	Name	Rated W. P. (psi)	Suction (In. Hg.)	Hose O.D. (In.)	Tube			Cover		Min. Bend Radius (In.)	Hose Wt. (Lbs./Ft.)	Temp (°F)		Hose Categories	Catalog Page No.
					Type	Color	Oil Resistance	Type	Color/Stripe			Min.	Max.		
1/4	PowerClean 3500	3500	30.0	0.53	C	Blk	—	C <sub>2</sub>	Gry	4.0	0.15	-40°F	+250°F	Pressure Washer	100
	PowerClean 3500	3500	30.0	0.53	C	Blk	—	C <sub>2</sub>	Yel	4.0	0.15	-40°F	+250°F	Pressure Washer	100
	PowerClean 6000	6000	30.0	0.59	C	Blk	—	C <sub>2</sub>	Blk	4.0	0.25	-40°F	+250°F	Pressure Washer	101
5/16	Vacuum Tubing	—	30.0	—	P	Blk	—	—	—	2.5	0.07	-40°F	+257°F	Marine	69
	Fuel Line (Type A)	40	28.0	0.70	C	Blk	High	A	Blk	3.0	0.19	-40°F	+212°F	Marine	64
	Fuel Line (Type B)	40	28.0	0.58	C	Blk	High	M	Blk	3.0	0.11	-40°F	+250°F	Marine	65
	4219G	50	24.0	0.56	C	Blk	High	C <sub>2</sub>	Blk	3.0	0.10	-40°F	+257°F	Marine	66
	Heater Hose	75	25.0	0.62	P	Blk	—	P	Blk	2.0	0.14	-40°F	+257°F	Marine	59
	Adapta Flex	200	30.0	0.53	P	Blk	Low	P	Red	3.0	0.09	-40°F	+200°F	Air & Multi-Purpose	27
	119B Plant Master	250	30.0	0.62	C	Blk	High	A	Blk	3.0	0.13	-40°F	+212°F	Air & Multi-Purpose	20
	19B Plant Master	250	30.0	0.62	C	Blk	High	C <sub>2</sub>	Red	3.0	0.13	-40°F	+212°F	Air & Multi-Purpose	19
	6B Dura Master	250	30.0	0.62	B <sub>1</sub>	Blk	Med.	P	Red	3.0	0.14	-40°F	+200°F	Air & Multi-Purpose	25
	Premo Flex	250	30.0	0.56	C	Blk	High	C <sub>2</sub>	Red	2.0	0.10	-40°F	+212°F	Air & Multi-Purpose	24
	Premo Flex	315	30.0	0.67	C	Blk	High	C <sub>2</sub>	Red	2.0	0.16	-40°F	+212°F	Air & Multi-Purpose	24
	19B Plant Master	500	30.0	0.69	C	Blk	High	C <sub>2</sub>	Red	3.0	0.17	-40°F	+212°F	Air & Multi-Purpose	19
	77B	500	30.0	0.59	Z	Clear	High	A	Blk	3.0	0.11	-40°F	+150°F	Acid-Chemical	18
	C5M	500	20.0	0.67	C	Blk	High	C <sub>2</sub>	Blu	1.3	0.26	-40°F	+212°F	Marine	63
PowerClean 3600	3600	30.0	0.56	C	Blk	—	C <sub>2</sub>	Blk	5.0	0.15	-40°F	+250°F	Pressure Washer	100	
3/8	Vacuum Tubing	—	30.0	—	P	Blk	—	—	—	3.0	0.10	-40°F	+257°F	Marine	69
	Fuel Line (Type A)	40	28.0	0.77	C	Blk	High	A	Blk	3.0	0.22	-40°F	+212°F	Marine	64
	4219G	50	24.0	0.62	C	Blk	High	C <sub>2</sub>	Blk	4.0	0.12	-40°F	+257°F	Marine	66
	Heater Hose	75	25.0	0.69	P	Blk	—	P	Blk	2.5	0.16	-40°F	+257°F	Marine	59
	Engine Coolant (Silicone)	110	—	0.74	MQ	Org	—	MQ	Grn	—	0.19	-65°F	+347°F	Marine	58
	LPG Vapor	125	25.0	0.66	C	Blk	—	A	Blk	3.0	0.14	-30°F	+150°F	Petroleum Transfer	98
	Adapta Flex	200	30.0	0.66	P	Blk	Low	P	Red	3.0	0.14	-40°F	+200°F	Air & Multi-Purpose	27 & 28
	Adapta Flex	200	30.0	0.66	P	Blk	Low	P	Blk	3.0	0.14	-40°F	+200°F	Air & Multi-Purpose	29
	Tufflex Food	200	—	0.63	G	Clear	—	G	Clear	—	0.09	-10°F	+130°F	Food & Beverage	53
	119B Plant Master	250	30.0	0.69	C	Blk	High	A	Blk	3.0	0.15	-40°F	+212°F	Air & Multi-Purpose	20
	19B Plant Master	250	30.0	0.69	C	Blk	High	C <sub>2</sub>	Red	3.0	0.15	-40°F	+212°F	Air & Multi-Purpose	19
	205MB Steam King	250	30.0	0.78	P <sub>2</sub>	Blk	—	P <sub>2</sub>	Blk	4.0	0.26	-40°F	+450°F	Steam	105
	232MB Steam Queen	250	30.0	0.80	P <sub>2</sub>	Blk	—	B <sub>1</sub>	Red	4.0	0.30	-40°F	+450°F	Steam	106
	6B Dura Master	250	30.0	0.69	B <sub>1</sub>	Blk	Med.	P	Red	3.0	0.16	-40°F	+200°F	Air & Multi-Purpose	25
	Adapta Flex	250	30.0	0.66	P	Blk	Low	P	Red	3.0	0.14	-40°F	+200°F	Air & Multi-Purpose	27
	Adapta Flex	250	30.0	0.66	P	Blk	Low	P	Blk	3.0	0.14	-40°F	+200°F	Air & Multi-Purpose	29
	Adapta Flex	250	30.0	0.66	P	Blk	Low	P	Blu	3.0	0.14	-40°F	+200°F	Air & Multi-Purpose	30
	Adapta Flex	250	30.0	0.66	P	Blk	Low	P	Grn	3.0	0.14	-40°F	+200°F	Air & Multi-Purpose	30
	Adapta Flex	250	30.0	0.66	P	Blk	Low	P	Yel	3.0	0.14	-40°F	+200°F	Air & Multi-Purpose	30
	Duro Flex	250	30.0	0.66	B <sub>1</sub>	Blk	Med.	P	Red	3.0	0.14	-40°F	+200°F	Air & Multi-Purpose	26
	Premo Flex	250	30.0	0.66	C	Blk	High	C <sub>2</sub>	Red	3.0	0.14	-40°F	+212°F	Air & Multi-Purpose	24
	Adapta Flex	300	30.0	0.69	P	Blk	Low	P	Red	3.0	0.15	-40°F	+200°F	Air & Multi-Purpose	27
	Adapta Flex	300	30.0	0.69	P	Blk	Low	P	Blu	3.0	0.15	-40°F	+200°F	Air & Multi-Purpose	30
	Adapta Flex	300	30.0	0.69	P	Blk	Low	P	Grn	3.0	0.15	-40°F	+200°F	Air & Multi-Purpose	30
	Adapta Flex	300	30.0	0.69	P	Blk	Low	P	Yel	3.0	0.15	-40°F	+200°F	Air & Multi-Purpose	30
	Duro Flex	300	30.0	0.73	B <sub>1</sub>	Blk	Med.	P	Red	3.0	0.18	-40°F	+200°F	Air & Multi-Purpose	26
	LOL Plus	300	28.0	0.63	C	Blk	High	A	Blk	3.0	0.11	-40°F	+212°F	Air & Multi-Purpose	22
	LOL Plus	300	28.0	0.63	C	Blk	High	C <sub>2</sub>	Blu	3.0	0.11	-40°F	+212°F	Air & Multi-Purpose	22
	LOL Plus	300	28.0	0.63	C	Blk	High	C <sub>2</sub>	Red	3.0	0.11	-40°F	+212°F	Air & Multi-Purpose	22
	LOL Plus	300	28.0	0.63	C	Blk	High	C <sub>2</sub>	Yel	3.0	0.11	-40°F	+212°F	Air & Multi-Purpose	22
	LOL Plus	300	28.0	0.63	C	Blk	High	C <sub>2</sub>	Grn	3.0	0.11	-40°F	+212°F	Air & Multi-Purpose	22
	LOL Plus	300	28.0	0.63	C	Blk	High	C <sub>2</sub>	Gry	3.0	0.11	-40°F	+212°F	Air & Multi-Purpose	22
	Ohmega	300	30.0	0.75	P	Grn	—	P	Red	3.0	0.19	-20°F	+150°F	Air & Multi-Purpose	39
	Python Plus	300	30.0	0.68	C	Blk	High	A	Blk	3.0	0.15	-20°F	+212°F	Air & Multi-Purpose	23
	Python Plus	300	30.0	0.68	C	Blk	High	C <sub>2</sub>	Blu	3.0	0.15	-20°F	+212°F	Air & Multi-Purpose	23



**Industrial Hose  
Products/List Prices**

# Hose Finder

## Data Pages

39496-000  
July 1, 2006  
Supersedes 39496-000  
January 17, 2005

Hose I.D. (In.)	Name	Rated W. P. (psi)	Suction (In. Hg.)	Hose O.D. (In.)	Tube			Cover		Min. Bend Radius (In.)	Hose Wt. (Lbs./Ft.)	Temp (°F)		Hose Categories	Catalog Page No.
					Type	Color	Oil Resistance	Type	Color/Stripe			Min.	Max.		
3/8	Python Plus	300	30.0	0.68	C	Blk	High	C <sub>2</sub>	Red	3.0	0.15	-20°F	+212°F	Air & Multi-Purpose	23
	Python Plus	300	30.0	0.68	C	Blk	High	C <sub>2</sub>	Yel	3.0	0.15	-20°F	+212°F	Air & Multi-Purpose	23
	Python Plus	300	30.0	0.68	C	Blk	High	C <sub>2</sub>	Grn	3.0	0.15	-20°F	+212°F	Air & Multi-Purpose	23
	Python Plus	300	30.0	0.68	C	Blk	High	C <sub>2</sub>	Gry	3.0	0.15	-20°F	+212°F	Air & Multi-Purpose	23
	Tufflex Plus	300	25.0	0.60	G <sub>1</sub>	Blk	—	G <sub>1</sub>	Red	1.0	0.11	-15°F	+150°F	Air & Multi-Purpose	31
	6B Dura Master	315	30.0	0.75	B <sub>1</sub>	Blk	Med.	P	Red	3.0	0.20	-40°F	+200°F	Air & Multi-Purpose	25
	Premo Flex	315	30.0	0.73	C	Blk	High	C <sub>2</sub>	Red	3.0	0.18	-40°F	+212°F	Air & Multi-Purpose	24
	LP350	350	30.0	0.70	C	Blk	—	A	Blk	3.0	0.16	-40°F	+180°F	Petroleum Transfer	97
	119B Plant Master	500	30.0	0.75	C	Blk	High	A	Blk	3.0	0.21	-40°F	+212°F	Air & Multi-Purpose	20
	19B Plant Master	500	30.0	0.75	C	Blk	High	C <sub>2</sub>	Red	3.0	0.18	-40°F	+212°F	Air & Multi-Purpose	19
	77B	500	30.0	0.67	Z	Clear	High	A	Blk	3.0	0.14	-40°F	+150°F	Acid-Chemical	18
	Terminator	501	25.0	0.75	C	Blk	High	C <sub>4</sub>	Yel	3.0	0.19	-40°F	+212°F	Air & Multi-Purpose	21
	Thermo AG 570	570	25.0	0.67	G	Yel	—	G	Yel	4.0	0.12	-10°F	+130°F	Acid-Chemical	16
	Thermo AG 800	800	25.0	0.69	G	Grn	—	G	Grn	4.0	0.14	-10°F	+130°F	Acid-Chemical	17
	319MB	1000	30.0	0.77	A	Blk	Med.	M	Gld	3.0	0.31	-40°F	+212°F	Air & Multi-Purpose	32
	Cyclone	1000	30.0	0.73	C <sub>2</sub>	Blk	—	C <sub>2</sub>	Yel	4.0	0.18	-40°F	+212°F	Pressure Washer	103
	33HB Diver's Air	1125	30.0	0.75	C	Blk	—	A	Blk	4.0	0.19	-40°F	+120°F	Air & Multi-Purpose	40
	PowerClean 3000	3000	30.0	0.68	C	Blk	—	C <sub>2</sub>	Blk	5.0	0.23	-40°F	+250°F	Pressure Washer	100
	PowerClean 3000	3000	30.0	0.68	C	Blk	—	C <sub>2</sub>	Blu	5.0	0.23	-40°F	+250°F	Pressure Washer	100
	PowerClean 3000	3000	30.0	0.68	C	Blk	—	C <sub>2</sub>	Gry	5.0	0.23	-40°F	+250°F	Pressure Washer	100
	PowerClean 3000	3000	30.0	0.68	C	Blk	—	C <sub>2</sub>	Yel	5.0	0.23	-40°F	+250°F	Pressure Washer	100
	PowerClean 4000	4000	30.0	0.68	C	Blk	—	C <sub>2</sub>	Blk	5.0	0.23	-40°F	+250°F	Pressure Washer	100
	PowerClean 4000	4000	30.0	0.68	C	Blk	—	C <sub>2</sub>	Blu	5.0	0.23	-40°F	+250°F	Pressure Washer	100
PowerClean 4000	4000	30.0	0.68	C	Blk	—	C <sub>2</sub>	Gry	5.0	0.23	-40°F	+250°F	Pressure Washer	100	
PowerClean 4000	4000	30.0	0.68	C	Blk	—	C <sub>2</sub>	Yel	5.0	0.23	-40°F	+250°F	Pressure Washer	100	
PowerClean 5000	5000	30.0	0.74	C	Blk	—	C <sub>2</sub>	Blk	5.0	0.35	-40°F	+250°F	Pressure Washer	101	
PowerClean 5000	5000	30.0	0.74	C	Blk	—	C <sub>2</sub>	Blu	5.0	0.35	-40°F	+250°F	Pressure Washer	101	
PowerClean 5000	5000	30.0	0.74	C	Blk	—	C <sub>2</sub>	Gry	5.0	0.35	-40°F	+250°F	Pressure Washer	101	
PowerClean 5000	5000	30.0	0.74	C	Blk	—	C <sub>2</sub>	Yel	5.0	0.35	-40°F	+250°F	Pressure Washer	101	
13/32	C5M	500	20.0	0.77	C	Blk	High	C <sub>2</sub>	Blu	1.8	0.29	-40°F	+212°F	Marine	63
1/2	4219G	35	10.0	0.78	C	Blk	High	C <sub>2</sub>	Blk	5.0	0.16	-40°F	+257°F	Marine	66
	Fuel Line (Type A)	40	28.0	0.89	C	Blk	High	A	Blk	5.0	0.27	-40°F	+212°F	Marine	64
	Heater Hose	75	25.0	0.81	P	Blk	—	P	Blk	3.0	0.19	-40°F	+257°F	Marine	59
	Engine Coolant (Silicone)	110	—	0.87	MQ	Org	—	MQ	Grn	—	0.23	-65°F	+347°F	Marine	58
	429W Sandblast	150	25.0	1.23	D <sub>3</sub>	Blk	—	D	Blk/Yel	5.0	0.55	-40°F	+150°F	Material Handling	75
	Adapta Flex	200	25.0	0.81	P	Blk	Low	P	Red	5.0	0.19	-40°F	+200°F	Air & Multi-Purpose	27 & 28
	Adapta Flex	200	25.0	0.81	P	Blk	Low	P	Blk	5.0	0.19	-40°F	+200°F	Air & Multi-Purpose	29
	Creamery/Paper Mill	200	25.0	0.91	P	Blk	—	P	Wht	5.0	0.28	-40°F	+212°F	Pressure Washer	104
	Tufflex Food	200	—	0.75	G	Clear	—	G	Clear	—	0.14	-10°F	+130°F	Food & Beverage	53
	119B Plant Master	250	25.0	0.84	C	Blk	High	A	Blk	5.0	0.21	-40°F	+212°F	Air & Multi-Purpose	20
	19B Plant Master	250	25.0	0.84	C	Blk	High	C <sub>2</sub>	Red	5.0	0.20	-40°F	+212°F	Air & Multi-Purpose	19
	205MB Steam King	250	25.0	1.06	P <sub>2</sub>	Blk	—	P <sub>2</sub>	Blk	7.0	0.40	-40°F	+450°F	Steam	105
	232MB Steam Queen	250	25.0	1.02	P <sub>2</sub>	Blk	—	B <sub>1</sub>	Red	7.0	0.45	-40°F	+450°F	Steam	106
	6B Dura Master	250	25.0	0.84	B <sub>1</sub>	Blk	Med.	P	Red	5.0	0.21	-40°F	+200°F	Air & Multi-Purpose	25
	Adapta Flex	250	25.0	0.81	P	Blk	Low	P	Red	5.0	0.19	-40°F	+200°F	Air & Multi-Purpose	27
	Adapta Flex	250	25.0	0.81	P	Blk	Low	P	Blk	5.0	0.19	-40°F	+200°F	Air & Multi-Purpose	29
	Adapta Flex	250	25.0	0.81	P	Blk	Low	P	Blu	5.0	0.19	-40°F	+200°F	Air & Multi-Purpose	30
	Adapta Flex	250	25.0	0.81	P	Blk	Low	P	Grn	5.0	0.19	-40°F	+200°F	Air & Multi-Purpose	30
	Adapta Flex	250	25.0	0.81	P	Blk	Low	P	Yel	5.0	0.19	-40°F	+200°F	Air & Multi-Purpose	30
	Duro Flex	250	25.0	0.81	B <sub>1</sub>	Blk	Med.	P	Red	4.0	0.19	-40°F	+200°F	Air & Multi-Purpose	26
	Premo Flex	250	25.0	0.85	C	Blk	High	C <sub>2</sub>	Red	4.0	0.22	-40°F	+212°F	Air & Multi-Purpose	24
	Adapta Flex	300	25.0	0.83	P	Blk	Low	P	Red	5.0	0.20	-40°F	+200°F	Air & Multi-Purpose	27
	Adapta Flex	300	25.0	0.83	P	Blk	Low	P	Blu	5.0	0.20	-40°F	+200°F	Air & Multi-Purpose	30



**Industrial Hose  
Products/List Prices**

# Hose Finder

## Data Pages

39496-000  
July 1, 2006  
Supersedes 39496-000  
January 17, 2005

Hose I.D. (In.)	Name	Rated W. P. (psi)	Suction (In. Hg.)	Hose O.D. (In.)	Tube			Cover		Min. Bend Radius (In.)	Hose Wt. (Lbs./Ft.)	Temp (°F)		Hose Categories	Catalog Page No.
					Type	Color	Oil Resistance	Type	Color/Stripe			Min.	Max.		
1/2	Adapta Flex	300	25.0	0.83	P	Blk	Low	P	Grn	5.0	0.20	-40°F	+200°F	Air & Multi-Purpose	30
	Adapta Flex	300	25.0	0.83	P	Blk	Low	P	Yel	5.0	0.20	-40°F	+200°F	Air & Multi-Purpose	30
	Duro Flex	300	25.0	0.88	B <sub>1</sub>	Blk	Med.	P	Red	4.0	0.25	-40°F	+200°F	Air & Multi-Purpose	26
	LOL Plus	300	28.0	0.77	C	Blk	High	A	Blk	5.0	0.15	-40°F	+212°F	Air & Multi-Purpose	22
	LOL Plus	300	28.0	0.77	C	Blk	High	C <sub>2</sub>	Blu	5.0	0.15	-40°F	+212°F	Air & Multi-Purpose	22
	LOL Plus	300	28.0	0.77	C	Blk	High	C <sub>2</sub>	Red	5.0	0.15	-40°F	+212°F	Air & Multi-Purpose	22
	LOL Plus	300	28.0	0.77	C	Blk	High	C <sub>2</sub>	Yel	5.0	0.15	-40°F	+212°F	Air & Multi-Purpose	22
	LOL Plus	300	28.0	0.77	C	Blk	High	C <sub>2</sub>	Grn	5.0	0.15	-40°F	+212°F	Air & Multi-Purpose	22
	LOL Plus	300	28.0	0.77	C	Blk	High	C <sub>2</sub>	Gry	5.0	0.15	-40°F	+212°F	Air & Multi-Purpose	22
	Ohmega	300	25.0	0.88	P	Grn	—	P	Red	5.0	0.24	-20°F	+150°F	Air & Multi-Purpose	39
	Python Plus	300	30.0	0.81	C	Blk	High	A	Blk	5.0	0.18	-20°F	+212°F	Air & Multi-Purpose	23
	Python Plus	300	30.0	0.81	C	Blk	High	C <sub>2</sub>	Blu	5.0	0.18	-20°F	+212°F	Air & Multi-Purpose	23
	Python Plus	300	30.0	0.81	C	Blk	High	C <sub>2</sub>	Red	5.0	0.18	-20°F	+212°F	Air & Multi-Purpose	23
	Python Plus	300	30.0	0.81	C	Blk	High	C <sub>2</sub>	Yel	5.0	0.18	-20°F	+212°F	Air & Multi-Purpose	23
	Python Plus	300	30.0	0.81	C	Blk	High	C <sub>2</sub>	Grn	5.0	0.18	-20°F	+212°F	Air & Multi-Purpose	23
	Python Plus	300	30.0	0.81	C	Blk	High	C <sub>2</sub>	Gry	5.0	0.18	-20°F	+212°F	Air & Multi-Purpose	23
	Tufflex Plus	300	25.0	0.79	G <sub>1</sub>	Blk	—	G <sub>1</sub>	Red	1.3	0.13	-15°F	+150°F	Air & Multi-Purpose	31
	6B Dura Master	315	25.0	0.88	B <sub>1</sub>	Blk	Med.	P	Red	5.0	0.25	-40°F	+200°F	Air & Multi-Purpose	25
	Premo Flex	315	25.0	0.88	C	Blk	High	C <sub>2</sub>	Red	4.0	0.24	-40°F	+212°F	Air & Multi-Purpose	24
	LP350	350	25.0	0.84	C	Blk	—	A	Blk	5.0	0.22	-40°F	+180°F	Petroleum Transfer	97
	119B Plant Master	500	25.0	0.88	C	Blk	High	A	Blk	5.0	0.26	-40°F	+212°F	Air & Multi-Purpose	20
	19B Plant Master	500	25.0	0.88	C	Blk	High	C <sub>2</sub>	Red	5.0	0.23	-40°F	+212°F	Air & Multi-Purpose	19
	C5M	500	20.0	0.92	C	Blk	High	C <sub>2</sub>	Blu	2.3	0.40	-40°F	+212°F	Marine	63
	Terminator	501	25.0	0.89	C	Blk	High	C <sub>4</sub>	Yel	5.0	0.25	-40°F	+212°F	Air & Multi-Purpose	21
	Thermo AG 570	570	25.0	0.81	G	Yel	—	G	Yel	5.0	0.17	-10°F	+130°F	Acid-Chemical	16
	77B	750	25.0	0.87	Z	Clear	High	A	Blk	5.0	0.23	-40°F	+150°F	Acid-Chemical	18
	Thermo AG 800	800	25.0	0.84	G	Grn	—	G	Grn	5.0	0.18	-10°F	+130°F	Acid-Chemical	17
	1000 MP/Mine Spray	1000	30.0	0.84	P	Blk	—	C <sub>2</sub>	Yel	5.0	0.29	-40°F	+212°F	Air & Multi-Purpose	33
	319MB	1000	30.0	0.92	A	Blk	Med.	M	Gld	5.0	0.42	-40°F	+212°F	Air & Multi-Purpose	32
	33HB Diver's Air	1000	30.0	0.94	C	Blk	—	A	Blk	5.0	0.29	-40°F	+120°F	Air & Multi-Purpose	40
	Cyclone	1000	30.0	0.94	C <sub>2</sub>	Blk	—	C <sub>2</sub>	Yel	5.0	0.29	-40°F	+212°F	Pressure Washer	106
	PowerClean 2500	2500	30.0	0.80	C	Blk	—	C <sub>2</sub>	Blk	7.0	0.28	-40°F	+250°F	Pressure Washer	100
	PowerClean 2500	2500	30.0	0.80	C	Blk	—	C <sub>2</sub>	Blu	7.0	0.28	-40°F	+250°F	Pressure Washer	100
	PowerClean 2500	2500	30.0	0.80	C	Blk	—	C <sub>2</sub>	Gry	7.0	0.28	-40°F	+250°F	Pressure Washer	100
	PowerClean 2500	2500	30.0	0.80	C	Blk	—	C <sub>2</sub>	Yel	7.0	0.28	-40°F	+250°F	Pressure Washer	100
PowerClean 4000	4000	30.0	0.86	C	Blk	—	C <sub>2</sub>	Blk	7.0	0.42	-40°F	+250°F	Pressure Washer	101	
PowerClean 4000	4000	30.0	0.86	C	Blk	—	C <sub>2</sub>	Blu	7.0	0.42	-40°F	+250°F	Pressure Washer	101	
PowerClean 4000	4000	30.0	0.86	C	Blk	—	C <sub>2</sub>	Gry	7.0	0.42	-40°F	+250°F	Pressure Washer	101	
PowerClean 4000	4000	30.0	0.86	C	Blk	—	C <sub>2</sub>	Yel	7.0	0.42	-40°F	+250°F	Pressure Washer	101	
5/8	63SB	10	5.0	0.81	A	Blk	—	—	—	1.0	0.12	-40°F	+212°F	Air & Multi-Purpose	37
	Fuel Line (Type A)	40	28.0	1.01	C	Blk	High	A	Blk	6.0	0.31	-40°F	+212°F	Marine	64
	4219G	35	10.0	0.94	C	Blk	High	C <sub>2</sub>	Blk	6.0	0.23	-40°F	+257°F	Marine	66
	Heater Hose	75	25.0	0.94	P	Blk	—	P	Blk	4.0	0.23	-40°F	+257°F	Marine	59
	Engine Coolant (Silicone)	110	—	0.99	MQ	Org	—	MQ	Grn	—	0.27	-65°F	+347°F	Marine	58
	Blacksnake	150	30.0	1.00	C	Blk	High	J	Blk	6.0	0.37	-40°F	+120°F	Petroleum Transfer	99
	Adapta Flex	200	20.0	0.97	P	Blk	Low	P	Red	6.0	0.26	-40°F	+200°F	Air & Multi-Purpose	27 & 28
	Adapta Flex	200	20.0	0.97	P	Blk	Low	P	Blk	6.0	0.26	-40°F	+200°F	Air & Multi-Purpose	29
	Tufflex Food	200	—	0.88	G	Clear	—	G	Clear	—	0.16	-10°F	+130°F	Food & Beverage	53
	119B Plant Master	250	20.0	0.94	C	Blk	High	A	Blk	6.0	0.23	-40°F	+212°F	Air & Multi-Purpose	20
	19B Plant Master	250	20.0	0.94	C	Blk	High	C <sub>2</sub>	Red	6.0	0.22	-40°F	+212°F	Air & Multi-Purpose	19
	Adapta Flex	250	20.0	0.97	P	Blk	Low	P	Red	6.0	0.26	-40°F	+200°F	Air & Multi-Purpose	27
	Adapta Flex	250	20.0	0.97	P	Blu	Low	P	Blu	6.0	0.26	-40°F	+200°F	Air & Multi-Purpose	30
Adapta Flex	250	20.0	0.97	P	Grn	Low	P	Grn	6.0	0.26	-40°F	+200°F	Air & Multi-Purpose	30	





**Industrial Hose  
Products/List Prices**

# Hose Finder

## Data Pages

39496-000  
July 1, 2006  
Supersedes 39496-000  
January 17, 2005

Hose I.D. (In.)	Name	Rated W. P. (psi)	Suction (In. Hg.)	Hose O.D. (In.)	Tube			Cover		Min. Bend Radius (In.)	Hose Wt. (Lbs./Ft.)	Temp (°F)		Hose Categories	Catalog Page No.
					Type	Color	Oil Resistance	Type	Color/Stripe			Min.	Max.		
<b>5/8</b>	Adapta Flex	250	20.0	0.97	P	Yel	Low	P	Yel	6.0	0.26	-40°F	+200°F	Air & Multi-Purpose	30
	Duro Flex	250	20.0	0.98	B <sub>1</sub>	Blk	Med.	P	Red	5.0	0.27	-40°F	+200°F	Air & Multi-Purpose	26
	Premo Flex	250	20.0	0.98	C	Blk	High	C <sub>2</sub>	Red	5.0	0.27	-40°F	+212°F	Air & Multi-Purpose	24
	Duro Flex	300	20.0	0.98	B <sub>1</sub>	Blk	Med.	P	Red	5.0	0.27	-40°F	+200°F	Air & Multi-Purpose	26
	LOL Plus	300	28.0	0.94	C	Blk	High	A	Blk	6.0	0.20	-40°F	+212°F	Air & Multi-Purpose	22
	LOL Plus	300	28.0	0.94	C	Blk	High	C <sub>2</sub>	Blu	6.0	0.20	-40°F	+212°F	Air & Multi-Purpose	22
	LOL Plus	300	28.0	0.94	C	Blk	High	C <sub>2</sub>	Red	6.0	0.20	-40°F	+212°F	Air & Multi-Purpose	22
	LOL Plus	300	28.0	0.94	C	Blk	High	C <sub>2</sub>	Yel	6.0	0.20	-40°F	+212°F	Air & Multi-Purpose	22
	LOL Plus	300	28.0	0.94	C	Blk	High	C <sub>2</sub>	Grn	6.0	0.20	-40°F	+212°F	Air & Multi-Purpose	22
	LOL Plus	300	28.0	0.94	C	Blk	High	C <sub>2</sub>	Gry	6.0	0.20	-40°F	+212°F	Air & Multi-Purpose	22
	Tufflex Plus	300	20.0	0.92	G <sub>1</sub>	Blk	—	G <sub>1</sub>	Red	1.8	0.19	-15°F	+150°F	Air & Multi-Purpose	31
	Premo Flex	315	20.0	0.98	C	Blk	High	C <sub>2</sub>	Red	5.0	0.27	-40°F	+212°F	Air & Multi-Purpose	24
	19B Plant Master	500	20.0	1.00	C	Blk	High	C <sub>2</sub>	Red	6.0	0.27	-40°F	+212°F	Air & Multi-Purpose	19
	C5M	500	20.0	1.08	C	Blk	High	C <sub>2</sub>	Blu	2.8	0.50	-40°F	+212°F	Marine	63
<b>3/4</b>	63SB	10	5.0	0.94	A	Blk	—	—	—	1.0	0.14	-40°F	+212°F	Air & Multi-Purpose	37
	163SB	20	15.0	1.00	A	Blk	—	A	Blk	1.0	0.20	-40°F	+212°F	Air & Multi-Purpose	38
	Heater Hose	75	25.0	1.06	P	Blk	—	P	Blk	5.0	0.26	-40°F	+257°F	Marine	59
	75W	80	5.0	1.17	P	Blk	—	P	Blk/Wht	6.0	0.37	-40°F	+257°F	Marine	54
	Engine Coolant (Silicone)	110	—	1.12	MQ	Org	—	MQ	Grn	—	0.31	-65°F	+347°F	Marine	58
	429W Sandblast	150	15.0	1.50	D <sub>3</sub>	Blk	—	D	Blk/Yel	8.0	0.70	-40°F	+150°F	Material Handling	75
	Blacksnake	150	30.0	1.13	C	Blk	High	J	Blk	6.0	0.42	-40°F	+120°F	Petroleum Transfer	99
	Colt	150	30.0	1.27	P	Blk	—	P	Yel/Grn	3.0	0.50	-40°F	+250°F	Acid Chemical	15
	Engine Coolant (Softwall)	150	—	1.17	C	Blk	Med.	A	Blk	6.0	0.34	-40°F	+212°F	Marine	56
	Food Master Lite	150	30.0	1.33	C <sub>2</sub>	Wht	—	C <sub>2</sub>	Wht/Bur	2.0	0.65	-40°F	+230°F	Food & Beverage	45
	Tufflex Food	150	—	1.03	G	Clear	—	G	Clear	—	0.21	-10°F	+130°F	Food & Beverage	53
	Adapta Flex	200	15.0	1.11	P	Blk	Low	P	Red	6.0	0.31	-40°F	+200°F	Air & Multi-Purpose	27 & 28
	Adapta Flex	200	15.0	1.11	P	Blk	Low	P	Blk	6.0	0.32	-40°F	+200°F	Air & Multi-Purpose	29
	Creamery/Paper Mill	200	15.0	1.25	P	Blk	—	P	Wht	6.0	0.49	-40°F	+212°F	Pressure Washer	104
	Mustang	200	30.0	1.25	K	Tan	—	P	Blk/Org	4.0	0.45	-40°F	+250°F	Acid Chemical	11
	Mustang - CR	200	20.0	1.36	K	Tan	—	P	Blk/Org	4.0	0.53	-40°F	+250°F	Acid Chemical	12
	Renegade	200	30.0	1.22	L/K	Clear	—	P	Grn/Yel	4.0	0.41	-40°F	+212°F	Acid Chemical	14
	Stallion	200	30.0	1.29	T	Wht	—	P	Blu/Red	4.0	0.52	-40°F	+300°F	Acid Chemical	9
	Stallion - CR	200	20.0	1.33	T	Wht	—	P	Blu/Red	4.0	0.53	-40°F	+300°F	Acid Chemical	10
	119B Plant Master	250	20.0	1.09	C	Blk	High	A	Blk	6.0	0.29	-40°F	+212°F	Air & Multi-Purpose	20
	19B Plant Master	250	20.0	1.09	C	Blk	High	C <sub>2</sub>	Red	6.0	0.28	-40°F	+212°F	Air & Multi-Purpose	19
	205MB Steam King	250	20.0	1.28	P <sub>2</sub>	Blk	—	P <sub>2</sub>	Blk	9.0	0.49	-40°F	+450°F	Steam	105
	205MB Steam King (Wrap)	250	20.0	1.27	P <sub>2</sub>	Blk	—	P <sub>2</sub>	Blk	9.0	0.57	-40°F	+450°F	Steam	105
	232MB Steam Queen	250	20.0	1.27	P <sub>2</sub>	Blk	—	B <sub>1</sub>	Red	9.0	0.60	-40°F	+450°F	Steam	106
	6B Dura Master	250	20.0	1.09	B <sub>1</sub>	Blk	Med.	P	Red	6.0	0.29	-40°F	+200°F	Air & Multi-Purpose	25
	Adapta Flex	250	20.0	1.15	P	Blk	Low	P	Red	6.0	0.35	-40°F	+200°F	Air & Multi-Purpose	27
	Adapta Flex	250	20.0	1.15	P	Blk	Low	P	Blk	6.0	0.35	-40°F	+200°F	Air & Multi-Purpose	29
	Adapta Flex	250	20.0	1.15	P	Blk	Low	P	Blu	6.0	0.35	-40°F	+200°F	Air & Multi-Purpose	30
	Adapta Flex	250	20.0	1.15	P	Blk	Low	P	Grn	6.0	0.35	-40°F	+200°F	Air & Multi-Purpose	30
	Adapta Flex	250	20.0	1.15	P	Blk	Low	P	Yel	6.0	0.35	-40°F	+200°F	Air & Multi-Purpose	30
	Duro Flex	250	20.0	1.15	B <sub>1</sub>	Blk	Med.	P	Red	5.0	0.36	-40°F	+200°F	Air & Multi-Purpose	26
	Food & Bev Master	250	30.0	1.22	S	Wht	—	P	Wht/Bur	2.0	0.42	-40°F	+230°F	Food & Beverage	41
	Food & Bev Master	250	30.0	1.22	S	Wht	—	P	Gry/Bur	2.0	0.42	-40°F	+230°F	Food & Beverage	41
	Premo Flex	250	20.0	1.15	C	Blk	High	C <sub>2</sub>	Red	5.0	0.36	-40°F	+212°F	Air & Multi-Purpose	24
	Adapta Flex	300	15.0	1.15	P	Blk	Low	P	Red	6.0	0.35	-40°F	+200°F	Air & Multi-Purpose	27
	Adapta Flex	300	15.0	1.15	P	Blk	Low	P	Blu	6.0	0.35	-40°F	+200°F	Air & Multi-Purpose	30
Adapta Flex	300	15.0	1.15	P	Blk	Low	P	Grn	6.0	0.35	-40°F	+200°F	Air & Multi-Purpose	30	
Adapta Flex	300	15.0	1.15	P	Blk	Low	P	Yel	6.0	0.35	-40°F	+200°F	Air & Multi-Purpose	30	
Duro Flex	300	20.0	1.15	B <sub>1</sub>	Blk	Med.	P	Red	5.0	0.36	-40°F	+200°F	Air & Multi-Purpose	26	



**Industrial Hose  
Products/List Prices**

# Hose Finder

## Data Pages

39496-000  
July 1, 2006  
Supersedes 39496-000  
January 17, 2005

Hose I.D. (In.)	Name	Rated W. P. (psi)	Suction (In. Hg.)	Hose O.D. (In.)	Tube			Cover		Min. Bend Radius (In.)	Hose Wt. (Lbs./Ft.)	Temp (°F)		Hose Categories	Catalog Page No.
					Type	Color	Oil Resistance	Type	Color/Stripe			Min.	Max.		
3/4	LOL Plus	300	15.0	1.06	C	Blk	High	A	Blk	7.0	0.24	-40°F	+212°F	Air & Multi-Purpose	22
	LOL Plus	300	15.0	1.06	C	Blk	High	C <sub>2</sub>	Blu	7.0	0.24	-40°F	+212°F	Air & Multi-Purpose	22
	LOL Plus	300	15.0	1.06	C	Blk	High	C <sub>2</sub>	Red	7.0	0.24	-40°F	+212°F	Air & Multi-Purpose	22
	LOL Plus	300	15.0	1.06	C	Blk	High	C <sub>2</sub>	Yel	7.0	0.24	-40°F	+212°F	Air & Multi-Purpose	22
	LOL Plus	300	15.0	1.06	C	Blk	High	C <sub>2</sub>	Grn	7.0	0.24	-40°F	+212°F	Air & Multi-Purpose	22
	LOL Plus	300	15.0	1.06	C	Blk	High	C <sub>2</sub>	Gry	7.0	0.24	-40°F	+212°F	Air & Multi-Purpose	22
	Ohmega	300	20.0	1.16	P	Grn	—	P	Red	6.0	0.36	-20°F	+150°F	Air & Multi-Purpose	39
	Tufflex Plus	300	15.0	1.07	G <sub>1</sub>	Blk	—	G <sub>1</sub>	Red	2.5	0.29	-15°F	+150°F	Air & Multi-Purpose	31
	6B Dura Master	315	20.0	1.19	B <sub>1</sub>	Blk	Med.	P	Red	6.0	0.40	-40°F	+200°F	Air & Multi-Purpose	25
	Premo Flex	315	20.0	1.19	C	Blk	High	C <sub>2</sub>	Red	5.0	0.40	-40°F	+212°F	Air & Multi-Purpose	24
	LP350	350	20.0	1.23	C	Blk	—	A	Blk	6.0	0.44	-40°F	+180°F	Petroleum Transfer	97
	119B Plant Master	500	20.0	1.19	C	Blk	High	A	Blk	6.0	0.42	-40°F	+212°F	Air & Multi-Purpose	20
	18MB	500	25.0	1.28	A	Blk	Med.	C <sub>2</sub>	Gry/Yel	6.0	0.60	-30°F	+212°F	Air & Multi-Purpose	35
	19B Plant Master	500	20.0	1.19	C	Blk	High	C <sub>2</sub>	Red	6.0	0.38	-40°F	+212°F	Air & Multi-Purpose	19
	500 MP/Air Drill	500	25.0	1.11	C	Blk	Med.	D <sub>3</sub>	Blk/Yel	6.0	0.41	-30°F	+212°F	Air & Multi-Purpose	36
	500 MP/Air Drill	500	25.0	1.11	C	Blk	Med.	C <sub>2</sub>	Yel/Blk	6.0	0.41	-30°F	+212°F	Air & Multi-Purpose	36
	Terminator	501	15.0	1.22	C	Blk	High	C <sub>4</sub>	Yel	6.0	0.42	-40°F	+212°F	Air & Multi-Purpose	21
	Thermo AG 570	570	25.0	1.08	G	Yel	—	G	Yel	6.0	0.27	-10°F	+130°F	Acid-Chemical	16
	77B	750	25.0	1.16	Z	Clear	High	A	Blk	6.0	0.35	-40°F	+150°F	Acid-Chemical	18
	Thermo AG 800	800	25.0	1.41	G	Grn	—	G	Grn	6.0	0.30	-10°F	+130°F	Acid-chemical	17
1000 MP/Mine Spray	1000	25.0	1.10	P	Blk	—	C <sub>2</sub>	Yel	8.0	0.43	-40°F	+212°F	Air & Multi-Purpose	33	
319MB	1000	25.0	1.21	A	Blk	Med.	M	Gld	7.9	0.60	-40°F	+212°F	Air & Multi-Purpose	32	
Cyclone	1000	30.0	1.20	C <sub>2</sub>	Blk	—	C <sub>2</sub>	Yel	6.0	0.41	-40°F	+212°F	Pressure Washer	103	
7/8	63SB	10	5.0	1.06	A	Blk	—	—	—	1.0	0.17	-40°F	+212°F	Air & Multi-Purpose	37
	75W	75	7.0	1.25	P	Blk	—	P	Blk/Wht	7.0	0.39	-40°F	+257°F	Marine	54
	Engine Coolant (Silicone)	110	—	1.24	MQ	Org	—	MQ	Grn	—	0.35	-65°F	+347°F	Marine	58
	Engine Coolant (Softwall)	150	—	1.30	C	Blk	Med.	A	Blk	7.0	0.38	-40°F	+212°F	Marine	56
	76W	175	15.0	1.38	P	Blk	—	P	Blk/Blk	7.0	0.58	-40°F	+257°F	Marine	55
	C5M	500	20.0	1.23	C	Blk	High	C <sub>2</sub>	Blu	3.5	0.51	-40°F	+212°F	Marine	63
1	63SB	10	5.0	1.19	A	Blk	—	—	—	1.0	0.20	-40°F	+212°F	Air & Multi-Purpose	37
	163SB	20	15.0	1.25	A	Blk	—	A	Blk	1.0	0.26	-40°F	+212°F	Air & Multi-Purpose	38
	Fuel Fill (USCG Type A&B)	35	20.0	1.40	C	Blk	High	A	Blk/Red	4.0	0.54	-40°F	+212°F	Marine	67
	MF 201CR	40	28.0	1.26	G	Clear	—	G	Clear	2.0	0.14	-10°F	+130°F	Food & Beverage	51
	770SB	50	20.0	1.39	D <sub>3</sub>	Blk	—	D	Blk/Gry	5.0	0.49	-40°F	+150°F	Material Handling	74
	Heater Hose	75	25.0	1.34	P	Blk	—	P	Blk	7.0	0.37	-40°F	+257°F	Marine	59
	MF 300 EPDM	80	28.0	1.34	P	Blk	Med.	G	Grn/Blk	4.0	0.20	-30°F	+140°F	Material Handling	76
	Engine Coolant (Silicone)	90	—	1.37	MQ	Org	—	MQ	Grn	—	0.40	-65°F	+347°F	Marine	58
	MF 100GR	90	28.0	1.27	G	Grn	—	—	—	3.0	0.28	-10°F	+130°F	Water	115
	4684CF	100	25.0	1.44	C	Blk	Med.	A	Blk/Red	3.0	0.51	-40°F	+212°F	Marine	62
	MF 101CL	100	28.0	1.29	G	Clear	—	—	—	3.0	0.28	-10°F	+130°F	Water	116
	MF 200CL	100	28.0	1.29	G	Clear	—	G	Clear	3.0	0.30	-10°F	+130°F	Food & Beverage	50
	Tufflex Food	125	—	1.31	G	Clear	—	G	Clear	—	0.32	-10°F	+130°F	Food & Beverage	53
	Engine Coolant (Hardwall)	100	25.0	1.46	P	Blk	—	P	Blk/Grn	2.0	0.50	-40°F	+257°F	Marine	57
	Engine Coolant (Softwall)	135	—	1.42	C	Blk	Med.	A	Blk	8.0	0.43	-40°F	+212°F	Marine	56
	75W	140	7.0	1.38	P	Blk	—	P	Blk/Wht	8.0	0.42	-40°F	+257°F	Marine	54
	429W Sandblast	150	5.0	1.63	D <sub>3</sub>	Blk	—	D	Blk/Yel	12.0	0.70	-40°F	+150°F	Material Handling	75
	429W Sandblast	150	5.0	1.87	D <sub>3</sub>	Blk	—	D	Blk/Yel	12.0	1.01	-40°F	+150°F	Material Handling	75
	Adapta Flex	150	10.0	1.40	P	Blk	Low	P	Red	8.0	0.43	-40°F	+200°F	Air & Multi-Purpose	27
	Adapta Flex	150	10.0	1.40	P	Blk	Low	P	Blk	8.0	0.44	-40°F	+200°F	Air & Multi-Purpose	29
	Barracuda	150	30.0	1.33	P	Blk	—	B <sub>2</sub>	Blk/Grn	5.0	0.39	-40°F	+180°F	Water	110
	Blacksnake	150	30.0	1.38	C	Blk	High	J	Blk	8.0	0.57	-40°F	+120°F	Petroleum Transfer	99
Colt	150	30.0	1.52	P	Blk	—	P	Yel/Grn	3.5	0.61	-40°F	+250°F	Acid Chemical	15	
Food Master Lite	150	30.0	1.58	C <sub>2</sub>	Wht	—	C <sub>2</sub>	Wht/Bur	3.0	0.79	-40°F	+230°F	Food & Beverage	45	





**Industrial Hose  
Products/List Prices**

# Hose Finder

## Data Pages

39496-000  
July 1, 2006  
Supersedes 39496-000  
January 17, 2005

Hose I.D. (In.)	Name	Rated W. P. (psi)	Suction (In. Hg.)	Hose O.D. (In.)	Tube			Cover		Min. Bend Radius (In.)	Hose Wt. (Lbs./Ft.)	Temp (°F)		Hose Categories	Catalog Page No.
					Type	Color	Oil Resistance	Type	Color/Stripe			Min.	Max.		
1	Longhorn – SC	150	30.0	1.50	C	Blk	High	A	Blk/Red	3.0	0.60	-40°F	+180°F	Petroleum Transfer	86
	Shark	150	25.0	1.45	P	Blk	—	D	Blk/Grn	5.0	0.53	-40°F	+180°F	Water	109
	Super-Vac	150	30.0	1.42	C	Blk	Med.	D	Blk/Blu	3.0	0.52	-40°F	+150°F	Petroleum Transfer	90
	76W	175	10.0	1.50	P	Blk	—	P	Blk/Blk	8.0	0.59	-40°F	+257°F	Marine	55
	Adapta Flex	200	10.0	1.49	P	Blk	Low	P	Red	8.0	0.45	-40°F	+200°F	Air & Multi-Purpose	27 & 28
	Adapta Flex	200	10.0	1.49	P	Blk	Low	P	Blk	8.0	0.45	-40°F	+200°F	Air & Multi-Purpose	29
	Creamery/Paper Mill	200	15.0	1.52	P	Blk	—	P	Wht	8.0	0.65	-40°F	+212°F	Pressure Washer	104
	Fuel Oil Delivery	200	10.0	1.50	C	Blk	High	C <sub>4</sub>	Red	8.0	0.58	-40°F	+180°F	Petroleum Transfer	96
	Mustang	200	30.0	1.50	K	Tan	—	P	Blk/Org	5.0	0.56	-40°F	+250°F	Acid Chemical	11
	Mustang	200	30.0	1.50	K	Tan	—	P	Grn/Org	5.0	0.56	-40°F	+250°F	Acid Chemical	11
	Mustang - CR	200	20.0	1.61	K	Tan	—	P	Blk/Org	5.0	0.64	-40°F	+250°F	Acid Chemical	12
	Renegade	200	30.0	1.47	L/K	Clear	—	P	Grn/Yel	5.0	0.51	-40°F	+212°F	Acid Chemical	14
	Stallion	200	30.0	1.56	T	Wht	—	P	Blu/Red	5.0	0.63	-40°F	+300°F	Acid Chemical	9
	Stallion - CR	200	20.0	1.58	T	Wht	—	P	Blu/Red	5.0	0.63	-40°F	+300°F	Acid Chemical	10
	Tufflex Plus	200	15.0	1.44	G <sub>1</sub>	Blk	—	G <sub>1</sub>	Red	3.5	0.45	-15°F	+150°F	Air & Multi-Purpose	31
	119B Plant Master	250	10.0	1.38	C	Blk	High	A	Blk	8.0	0.42	-40°F	+212°F	Air & Multi-Purpose	20
	19B Plant Master	250	10.0	1.38	C	Blk	High	C <sub>2</sub>	Red	8.0	0.41	-40°F	+212°F	Air & Multi-Purpose	19
	205MB Steam King	250	20.0	1.63	P <sub>2</sub>	Blk	—	P <sub>2</sub>	Blk	11.0	0.78	-40°F	+450°F	Steam	105
	205MB Steam King (Wrap)	250	20.0	1.52	P <sub>2</sub>	Blk	—	P <sub>2</sub>	Blk	11.0	0.70	-40°F	+450°F	Steam	105
	232MB Steam Queen	250	20.0	1.52	P <sub>2</sub>	Blk	—	B <sub>1</sub>	Red	11.0	0.73	-40°F	+450°F	Steam	106
	6B Dura Master	250	10.0	1.38	B <sub>1</sub>	Blk	Med.	P	Red	8.0	0.42	-40°F	+200°F	Multi-Purpose	25
	Brew Master	250	30.0	1.48	S	Wht	—	P	Wht/Bur	3.0	0.52	-40°F	+230°F	Food & Beverage	42
	Cellar Master	250	30.0	1.48	S	Wht	—	P	Wht/Bur	3.0	0.52	-40°F	+230°F	Food & Beverage	43
	Duro Flex	250	10.0	1.47	B <sub>1</sub>	Blk	Med.	P	Red	8.0	0.54	-40°F	+200°F	Air & Multi-Purpose	26
	Food & Bev Master	250	30.0	1.48	S	Wht	—	P	Wht/Bur	3.0	0.52	-40°F	+230°F	Food & Beverage	41
	Food & Bev Master	250	30.0	1.48	S	Wht	—	P	Gry/Bur	3.0	0.52	-40°F	+230°F	Food & Beverage	41
	Premo Flex	250	10.0	1.47	C	Blk	High	C <sub>2</sub>	Red	8.0	0.54	-40°F	+212°F	Air & Multi-Purpose	24
	Adapta Flex	300	10.0	1.47	P	Blk	Low	P	Red	8.0	0.54	-40°F	+200°F	Air & Multi-Purpose	27
	6B Dura Master	315	20.0	1.50	B <sub>1</sub>	Blk	Med.	P	Red	8.0	0.59	-40°F	+200°F	Air & Multi-Purpose	25
	LP350	350	15.0	1.51	C	Blk	—	A	Blk	8.0	0.60	-40°F	+180°F	Petroleum Transfer	97
	119B Plant Master	500	20.0	1.50	C	Blk	High	A	Blk	8.0	0.62	-40°F	+212°F	Air & Multi-Purpose	20
	18MB	500	25.0	1.55	A	Blk	Med.	C <sub>2</sub>	Gry/Yel	8.0	0.80	-30°F	+212°F	Air & Multi-Purpose	35
	19B Plant Master	500	20.0	1.50	C	Blk	High	C <sub>2</sub>	Red	8.0	0.55	-40°F	+212°F	Air & Multi-Purpose	19
	500 MP/Air Drill	500	25.0	1.44	C	Blk	Med.	D <sub>3</sub>	Blk/Yel	8.0	0.66	-30°F	+212°F	Air & Multi-Purpose	36
	500 MP/Air Drill	500	25.0	1.44	C	Blk	Med.	C <sub>2</sub>	Yel/Bikl	8.0	0.66	-30°F	+212°F	Air & Multi-Purpose	36
	Terminator	501	10.0	1.51	C	Blk	High	C <sub>4</sub>	Yel	8.0	0.57	-40°F	+212°F	Air & Multi-Purpose	21
	1000 MP/Mine Spray	1000	25.0	1.42	P	Blk	—	C <sub>2</sub>	Yel	11.0	0.65	-40°F	+212°F	Air & Multi-Purpose	33
	319MB	1000	25.0	1.46	A	Blk	Med.	M	Gld	11.0	0.77	-40°F	+212°F	Air & Multi-Purpose	32
	Powerbraid Plus	5000	—	1.53	C	Blk	Med.	A	Blk/Blu	12.0	1.49	-40°F	+180°F	Oilfield	78
	1-1/8	Wet Exhaust (Hardwall)	100	25.0	1.50	P	Blk	—	P	Blk/Blu	2.5	0.59	-40°F	+257°F	Marine
Wet Exhaust (Softwall)		100	—	1.40	P	Blk	—	P	Blk/Blu	—	0.45	-40°F	+257°F	Marine	60
Engine Coolant (Silicone)		90	—	1.50	MQ	Org	—	MQ	Grn	—	0.44	-65°F	+347°F	Marine	58
4684CF		100	25.0	1.56	C	Blk	Med.	A	Blk/Red	4.0	0.56	-40°F	+212°F	Marine	62
Engine Coolant (Hardwall)		100	25.0	1.58	P	Blk	—	P	Blk/Grn	2.5	0.55	-40°F	+257°F	Marine	57
75W		125	6.0	1.50	P	Blk	—	P	Blk/Wht	8.0	0.47	-40°F	+257°F	Marine	54
Engine Coolant (Softwall)		135	—	1.55	C	Blk	Med.	A	Blk	8.0	0.48	-40°F	+212°F	Marine	56
76W	175	10.0	1.63	P	Blk	—	P	Blk/Blk	8.0	0.64	-40°F	+257°F	Marine	55	
1-1/4	63SB	10	5.0	1.44	A	Blk	—	—	—	1.0	0.22	-40°F	+212°F	Air & Multi-Purpose	37
	Wet Exhaust (Hardwall)	100	25.0	1.63	P	Blk	—	P	Blk/Blu	2.5	0.64	-40°F	+257°F	Marine	61
	Wet Exhaust (Softwall)	100	—	1.53	P	Blk	—	P	Blk/Blu	—	0.49	-40°F	+257°F	Marine	60
	163SB	20	15.0	1.50	A	Blk	—	A	Blk	1.0	0.34	-40°F	+212°F	Air & Multi-Purpose	38
	770SB	50	20.0	1.64	D <sub>3</sub>	Blk	—	D	Blk/Gry	5.0	0.59	-40°F	+150°F	Material Handling	74
	MF 201CR	50	28.0	1.61	G	Clear	—	G	Clear	3.0	0.31	-10°F	+130°F	Food & Beverage	51



# Industrial Hose Products/List Prices

# Hose Finder Data Pages

39496-000  
July 1, 2006  
Supersedes 39496-000  
January 17, 2005

Hose I.D. (In.)	Name	Rated W. P. (psi)	Suction (In. Hg.)	Hose O.D. (In.)	Tube			Cover		Min. Bend Radius (In.)	Hose Wt. (Lbs./Ft.)	Temp (°F)		Hose Categories	Catalog Page No.
					Type	Color	Oil Resistance	Type	Color/Stripe			Min.	Max.		
1-1/4	MF 300 EPDM	70	28.0	1.61	P	Blk	Med.	G	Grn/Blk	5.0	0.30	-30°F	+140°F	Material Handling	76
	Engine Coolant (Silicone)	85	—	1.63	MQ	Org	—	MQ	Grn	—	0.48	-65°F	+347°F	Marine	58
	MF 100GR	90	28.0	1.53	G	Grn	—	—	—	4.0	0.34	-10°F	+130°F	Water	115
	MF 101CL	90	28.0	1.56	G	Clear	—	—	—	4.0	0.35	-10°F	+130°F	Water	116
	MF 200CL	90	28.0	1.56	G	Clear	—	G	Clear	4.0	0.38	-10°F	+130°F	Food & Beverage	50
	4684CF	100	25.0	1.69	C	Blk	Med.	A	Blk/Red	4.0	0.61	-40°F	+212°F	Marine	62
	75W	100	5.0	1.63	P	Blk	—	P	Blk/Wht	12.0	0.51	-40°F	+257°F	Marine	54
	Engine Coolant (Hardwall)	100	25.0	1.71	P	Blk	—	P	Blk/Grn	2.5	0.60	-40°F	+257°F	Marine	57
	Tufflex Food	100	—	1.75	G	Clear	—	G	Clear	—	0.61	-10°F	+130°F	Food & Beverage	53
	76W	125	10.0	1.75	P	Blk	—	P	Blk/Blk	12.0	0.70	-40°F	+257°F	Marine	55
	Engine Coolant (Softwall)	135	—	1.67	C	Blk	Med.	A	Blk	10.0	0.51	-40°F	+212°F	Marine	56
	429W Sandblast	150	5.0	2.16	D <sub>3</sub>	Blk	—	D	Blk/Yel	12.0	1.22	-40°F	+150°F	Material Handling	75
	Barracuda	150	30.0	1.61	P	Blk	—	B <sub>2</sub>	Blk/Grn	5.0	0.51	-40°F	+180°F	Water	110
	Colt	150	30.0	1.79	P	Blk	—	P	Yel/Grn	4.0	0.77	-40°F	+250°F	Acid Chemical	15
	Dolphin	150	—	1.53	P	Blk	—	P	Blk/Grn	—	0.37	-40°F	+180°F	Water	113
	Longhorn – SC	150	30.0	1.75	C	Blk	High	A	Blk/Red	4.0	0.72	-40°F	+180°F	Petroleum Transfer	86
	Shark	150	25.0	1.71	P	Blk	—	D	Blk/Grn	6.0	0.68	-40°F	+180°F	Water	109
	Super-Vac	150	30.0	1.68	C	Blk	Med.	D	Blk/Blu	3.0	0.67	-40°F	+150°F	Petroleum Transfer	90
	6B Dura Master	200	10.0	1.73	B <sub>1</sub>	Blk	Med.	P	Red	10.0	0.67	-40°F	+200°F	Air & Multi-Purpose	25
	Fuel Oil Delivery	200	10.0	1.75	C	Blk	High	C <sub>4</sub>	Red	10.0	0.75	-40°F	+180°F	Petroleum Transfer	96
	Mustang	200	30.0	1.75	K	Tan	—	P	Blk/Org	6.0	0.66	-40°F	+250°F	Acid Chemical	11
	Renegade	200	30.0	1.72	L/K	Clear	—	P	Grn/Yel	6.0	0.60	-40°F	+212°F	Acid Chemical	14
	119B Plant Master	250	10.0	1.75	C	Blk	High	A	Blk	10.0	0.69	-40°F	+212°F	Air & Multi-Purpose	20
	19B Plant Master	250	10.0	1.75	C	Blk	High	C <sub>2</sub>	Red	10.0	0.67	-40°F	+212°F	Air & Multi-Purpose	19
	205MB Steam King (Wrap)	250	20.0	1.81	P <sub>2</sub>	Blk	—	P <sub>2</sub>	Blk	16.0	0.90	-40°F	+450°F	Steam	105
	Adapta Flex	250	10.0	1.73	P	Blk	Low	P	Blk	10.0	0.68	-40°F	+200°F	Air & Multi-Purpose	29
	Duro Flex	250	10.0	1.73	B <sub>1</sub>	Blk	Med.	P	Red	10.0	0.67	-40°F	+200°F	Air & Multi-Purpose	26
	Premo Flex	250	10.0	1.75	C	Blk	High	C <sub>2</sub>	Red	10.0	0.67	-40°F	+212°F	Air & Multi-Purpose	24
	LP350	350	10.0	1.85	C	Blk	—	A	Blk	10.0	0.89	-40°F	+150°F	Petroleum Transfer	97
	18MB	500	15.0	1.80	A	Blk	Med.	C <sub>2</sub>	Gry/Yel	10.0	0.95	-30°F	+212°F	Air & Multi-Purpose	35
	19B Plant Master	500	10.0	1.75	C	Blk	High	C <sub>2</sub>	Red	10.0	0.67	-40°F	+212°F	Air & Multi-Purpose	19
	500 MP/Air Drill	500	15.0	1.74	C	Blk	Med.	D <sub>3</sub>	Blk/Yel	10.0	0.86	-30°F	+212°F	Air & Multi-Purpose	36
	500 MP/Air Drill	500	15.0	1.74	C	Blk	Med.	C <sub>2</sub>	Yel/Blk	10.0	0.86	-30°F	+212°F	Air & Multi-Purpose	36
Terminator	501	10.0	1.78	C	Blk	High	C <sub>4</sub>	Yel	10.0	0.73	-40°F	+212°F	Air & Multi-Purpose	21	
1000 MP/Mine Spray	1000	20.0	1.69	P	Blk	—	C <sub>2</sub>	Yel	16.0	0.81	-40°F	+212°F	Air & Multi-Purpose	33	
319MB	1000	20.0	1.69	A	Blk	Med.	M	Gld	15.9	0.87	-40°F	+212°F	Air & Multi-Purpose	32	
Powerbraid Plus	5000	—	1.97	C	Blk	Med.	A	Blk/Blu	16.5	2.68	-40°F	+180°F	Oilfield	78	
1-3/8	63SB	10	5.0	1.52	A	Blk	—	—	—	1.5	0.24	-40°F	+212°F	Air & Multi-Purpose	37
	Wet Exhaust (Hardwall)	100	25.0	1.75	P	Blk	—	P	Blk/Blu	3.0	0.69	-40°F	+257°F	Marine	61
	Wet Exhaust (Softwall)	100	—	1.69	P	Blk	—	P	Blk/Blu	—	0.53	-40°F	+257°F	Marine	60
	163SB	15	15.0	1.63	A	Blk	—	A	Blk	1.5	0.44	-40°F	+212°F	Air & Multi-Purpose	38
	4663K	20	30.0	1.63	C	Blk	Med.	A	Blk/Wht	5.0	0.38	-40°F	+212°F	Marine	68
	4684CF	85	25.0	1.81	C	Blk	Med.	A	Blk/Red	4.0	0.66	-40°F	+212°F	Marine	62
	Engine Coolant (Hardwall)	85	25.0	1.83	P	Blk	—	P	Blk/Grn	3.0	0.65	-40°F	+257°F	Marine	57
	Engine Coolant (Silicone)	85	—	1.75	MQ	Org	—	MQ	Grn	—	0.24	-65°F	+347°F	Marine	58
	75W	100	4.0	1.74	P	Blk	—	P	Blk/Blk	12.0	0.55	-40°F	+257°F	Marine	54
	Engine Coolant (Softwall)	100	—	1.80	C	Blk	Med.	A	Blk	12.0	0.56	-40°F	+212°F	Marine	56
	76W	110	10.0	1.88	P	Blk	—	P	Blk/Wht	12.0	0.76	-40°F	+257°F	Marine	55
	Fuel Oil Delivery	200	10.0	1.87	C	Blk	High	C <sub>4</sub>	Red	10.0	0.80	-40°F	+180°F	Petroleum Transfer	96
	19B Plant Master	250	10.0	1.87	C	Blk	High	C <sub>2</sub>	Red	10.0	0.71	-40°F	+212°F	Air & Multi-Purpose	19
19B Plant Master	500	10.0	1.88	C	Blk	High	C <sub>2</sub>	Red	10.0	0.73	-40°F	+212°F	Air & Multi-Purpose	19	
1-1/2	MF Vapor Recovery	5	28.0	1.88	G	Clr	—	—	—	1.5	0.36	-30°F	+140°F	Petroleum Transfer	95
	63SB	10	5.0	1.69	A	Blk	—	—	—	1.5	0.26	-40°F	+212°F	Air & Multi-Purpose	37





**Industrial Hose  
Products/List Prices**

# Hose Finder

## Data Pages

39496-000  
July 1, 2006  
Supersedes 39496-000  
January 17, 2005

Hose I.D. (In.)	Name	Rated W. P. (psi)	Suction (In. Hg.)	Hose O.D. (In.)	Tube			Cover		Min. Bend Radius (In.)	Hose Wt. (Lbs./Ft.)	Temp (°F)		Hose Categories	Catalog Page No.
					Type	Color	Oil Resistance	Type	Color/Stripe			Min.	Max.		
1-1/2	Wet Exhaust (Hardwall)	100	20.0	1.88	P	Blk	—	P	Blk/Blu	3.5	0.74	-40°F	+257°F	Marine	61
	Wet Exhaust (Softwall)	100	—	1.78	P	Blk	—	P	Blk/Blu	—	0.57	-40°F	+257°F	Marine	60
	163SB	15	15.0	1.75	A	Blk	—	A	Blk	1.5	0.48	-40°F	+212°F	Air & Multi-Purpose	38
	4663K	20	30.0	1.77	C	Blk	Med.	A	Blk/Wht	5.0	0.41	-40°F	+212°F	Marine	68
	Fuel Fill (USCG Type A&B)	18	20.0	1.9	C	Blk	High	A	Blk/Red	7.0	0.76	-40°F	+212°F	Marine	67
	MF 400	40	28.0	1.88	C/D	Blk	Med.	—	—	3.0	0.40	-30°F	+140°F	Material Handling	77
	770SB	50	20.0	1.89	D <sub>3</sub>	Blk	—	D	Blk/Gry	6.0	0.68	-40°F	+150°F	Material Handling	74
	MF 201CR	50	28.0	1.82	G	Clear	—	G	Clear	3.0	0.37	-10°F	+130°F	Food & Beverage	51
	MF 300 EPDM	60	28.0	1.96	P	Blk	Med.	G	Grn/Blk	6.0	0.40	-30°F	+140°F	Material Handling	76
	MF 500	75	—	1.67	G	Blu	—	—	—	—	0.17	+25°F	+120°F	Water	114
	Tufflex Food	75	—	2.00	G	Clear	—	G	Clear	—	0.72	-10°F	+130°F	Food & Beverage	53
	4684CF	85	25.0	1.94	C	Blk	Med.	A	Blk/Red	4.0	0.70	-40°F	+212°F	Marine	62
	Engine Coolant (Hardwall)	85	20.0	1.96	P	Blk	—	P	Blk/Grn	3.5	0.70	-40°F	+257°F	Marine	57
	Engine Coolant (Silicone)	85	—	1.88	MQ	Org	—	MQ	Grn	—	0.57	-65°F	+347°F	Marine	58
	MF 100GR	90	28.0	1.82	G	Grn	—	—	—	5.0	0.48	-10°F	+130°F	Water	115
	MF 101CL	90	28.0	1.84	G	Clear	—	—	—	4.0	0.48	-10°F	+130°F	Water	116
	MF 200CL	90	28.0	1.84	G	Clear	—	G	Clear	5.0	0.48	-10°F	+130°F	Food & Beverage	50
	75W	100	3.0	1.88	P	Blk	—	P	Blk/Wht	12.0	0.51	-40°F	+257°F	Marine	54
	Engine Coolant (Softwall)	100	—	1.92	C	Blk	Med.	A	Blk	12.0	0.60	-40°F	+212°F	Marine	56
	76W	112	10.0	2.00	P	Blk	—	P	Blk/Blk	12.0	0.81	-40°F	+257°F	Marine	55
	Hot Air Blower	130	30.0	2.08	P	Blk	—	P	Blk/Yel	8.0	0.89	-40°F	+350°F	Material Handling	73
	429W Sandblast	135	5.0	2.37	D <sub>3</sub>	Blk	—	D	Blk/Yel	18.0	1.37	-40°F	+150°F	Material Handling	75
	690SB-3	150	30.0	2.23	D <sub>2</sub>	Wht	—	D <sub>3</sub>	Gry/Bur	10.0	1.41	-40°F	+150°F	Food & Beverage	47
	692SB-2	150	30.0	2.07	A <sub>2</sub>	Wht	—	A	Tan/Bur	9.0	1.13	-40°F	+180°F	Food & Beverage	48
	Barracuda	150	30.0	1.86	P	Blk	—	B <sub>2</sub>	Blk/Grn	6.0	0.60	-40°F	+180°F	Water	110
	Cellar Master Light	150	30.0	2.00	S	Wht	—	P	Gry/Mar	6.0	0.68	-40°F	+212°F	Food & Beverage	44
	Colt	150	30.0	2.04	P	Blk	—	P	Yel/Grn	5.0	0.89	-40°F	+250°F	Acid Chemical	15
	Dolphin	150	—	1.78	P	Blk	—	P	Blk/Grn	—	0.43	-40°F	+180°F	Water	113
	Food Master Lite	150	30.0	2.10	C <sub>2</sub>	Wht	—	C <sub>2</sub>	Wht/Bur	4.5	1.14	-40°F	+230°F	Food & Beverage	45
	Longhorn - SC	150	30.0	2.02	C	Blk	High	A	Blk/Red	4.0	0.88	-40°F	+180°F	Petroleum Transfer	86
	Marlin	150	—	1.82	P	Blk	—	D	Blk/Grn	12.0	0.47	-40°F	+180°F	Water	112
	Marlin	150	—	1.90	P	Blk	—	D	Blk/Grn	12.0	0.63	-40°F	+180°F	Water	112
	Sani-Pure	150	—	2.07	C <sub>2</sub>	Wht	—	C <sub>2</sub>	Wht/Bur	18.0	0.97	-40°F	+230°F	Food & Beverage	46
	Shark	150	25.0	1.96	P	Blk	—	D	Blk/Grn	8.0	0.79	-40°F	+180°F	Water	109
	Steelhead	150	—	1.98	D	Blk	—	D	Blk/Grn	12.0	0.70	-40°F	+150°F	Water	111
	Super-Vac	150	30.0	1.97	C	Blk	Med.	D	Blk/Blu	3.0	0.77	-40°F	+150°F	Petroleum Transfer	90
	6B Dura Master	200	10.0	1.98	B <sub>1</sub>	Blk	Med.	P	Red	12.0	0.79	-40°F	+200°F	Air & Multi-Purpose	25
	Appaloosa	200	30.0	1.97	K	Tan	—	L/P	Blk/Grn	8.0	0.76	-40°F	+225°F	Acid Chemical	13
	Fuel Oil Delivery	200	10.0	2.05	C	Blk	High	C <sub>2</sub>	Red	12.0	0.95	-40°F	+180°F	Petroleum Transfer	96
	Mustang	200	30.0	2.04	K	Tan	—	P	Blk/Org	8.0	0.87	-40°F	+250°F	Acid Chemical	11
	Mustang	200	30.0	2.04	K	Tan	—	P	Grn/Org	8.0	0.88	-40°F	+250°F	Acid Chemical	11
	Mustang - CR	200	20.0	2.13	K	Tan	—	P	Blk/Org	8.0	0.90	-40°F	+250°F	Acid Chemical	12
	Renegade	200	30.0	2.00	L/K	Clear	—	P	Grn/Yel	8.0	0.78	-40°F	+212°F	Acid Chemical	14
	Stallion	200	30.0	2.05	T	Wht	—	P	Blu/Red	8.0	0.93	-40°F	+300°F	Acid Chemical	9
	Stallion - CR	200	20.0	2.08	T	Wht	—	P	Blu/Red	8.0	0.86	-40°F	+300°F	Acid Chemical	10
	119B Plant Master	250	10.0	2.00	C	Blk	High	A	Blk	12.0	0.81	-40°F	+212°F	Air & Multi-Purpose	20
	19B Plant Master	250	10.0	2.00	C	Blk	High	C <sub>2</sub>	Red	12.0	0.78	-40°F	+212°F	Air & Multi-Purpose	19
	205MB Steam King (Wrap)	250	10.0	2.14	P <sub>2</sub>	Blk	—	P <sub>2</sub>	Blk	20.0	1.21	-40°F	+450°F	Steam	105
	232MB Steam Queen	250	10.0	2.18	P <sub>2</sub>	Blk	—	B <sub>1</sub>	Red	20.0	1.24	-40°F	+450°F	Steam	106
	Adapta Flex	250	10.0	1.98	P	Blk	Low	P	Blk	12.0	0.79	-40°F	+200°F	Air & Multi-Purpose	29
Brew Master	250	30.0	2.07	S	Wht	—	P	Wht/Bur	4.5	0.90	-40°F	+230°F	Food & Beverage	42	
Cellar Master	250	30.0	2.07	S	Wht	—	P	Wht/Bur	4.5	0.90	-40°F	+230°F	Food & Beverage	43	
Duro Flex	250	10.0	1.98	B <sub>1</sub>	Blk	Med.	P	Red	12.0	0.79	-40°F	+200°F	Air & Multi-Purpose	26	





**Industrial Hose  
Products/List Prices**

# Hose Finder

## Data Pages

39496-000  
July 1, 2006  
Supersedes 39496-000  
January 17, 2005

Hose I.D. (In.)	Name	Rated W. P. (psi)	Suction (In. Hg.)	Hose O.D. (In.)	Tube			Cover		Min. Bend Radius (In.)	Hose Wt. (Lbs./Ft.)	Temp (°F)		Hose Categories	Catalog Page No.
					Type	Color	Oil Resistance	Type	Color/Stripe			Min.	Max.		
<b>1-1/2</b>	Food & Bev Master	250	30.0	2.07	S	Wht	—	P	Wht/Bur	4.5	0.90	-40°F	+230°F	Food & Beverage	41
	Food & Bev Master	250	30.0	2.07	S	Wht	—	P	Gry/Bur	4.5	0.90	-40°F	+230°F	Food & Beverage	41
	Premo Flex	250	10.0	2.00	C	Blk	High	C <sub>2</sub>	Red	12.0	0.78	-40°F	+212°F	Air & Multi-Purpose	24
	LP350	350	10.0	2.25	A	Blk	—	A	Blk	12.0	1.35	-40°F	+150°F	Petroleum Transfer	97
	18MB	500	15.0	2.21	A	Blk	Med.	D <sub>3</sub>	Gry/Yel	12.0	1.26	-30°F	+212°F	Air & Multi-Purpose	35
	19B Plant Master	500	10.0	2.00	C	Blk	High	C <sub>2</sub>	Red	12.0	0.78	-40°F	+212°F	Air & Multi-Purpose	19
	500 MP/Air Drill	500	15.0	1.99	C	Blk	Med.	D <sub>3</sub>	Blk/Yel	12.0	0.98	-30°F	+212°F	Air & Multi-Purpose	36
	500 MP/Air Drill	500	15.0	1.99	C	Blk	Med.	C <sub>2</sub>	Yel/Blk	12.0	0.98	-30°F	+212°F	Air & Multi-Purpose	36
	Terminator	501	10.0	2.09	C	Blk	High	C <sub>4</sub>	Yel	12.0	0.96	-40°F	+212°F	Air & Multi-Purpose	21
	1000 MP/Mine Spray	1000	15.0	1.92	P	Blk	—	C <sub>2</sub>	Yel	18.0	0.98	-40°F	+212°F	Air & Multi-Purpose	33
	319MB	1000	15.0	1.94	A	Blk	Med.	M	Gld	17.9	1.06	-40°F	+212°F	Air & Multi-Purpose	32
	Powerbraid Plus	5000	—	—	2.26	A	Blk	Med.	A	Blk/Blu	20.0	3.50	-40°F	+180°F	Oilfield
<b>1-5/8</b>	63SB	10	5.0	1.81	A	Blk	—	—	—	2.0	0.28	-40°F	+212°F	Air & Multi-Purpose	37
	Wet Exhaust (Hardwall)	100	20.0	2.00	P	Blk	—	P	Blk/Blu	3.5	0.78	-40°F	+257°F	Marine	61
	Wet Exhaust (Softwall)	100	—	1.91	P	Blk	—	P	Blk/Blu	—	0.61	-40°F	+257°F	Marine	60
	163SB	15	15.0	1.88	A	Blk	—	A	Blk	1.8	0.51	-40°F	+212°F	Air & Multi-Purpose	38
	Fuel Fill (USCG Type A&B)	18	20.0	2.03	C	Blk	High	A	Blk/Red	8.0	0.81	-40°F	+212°F	Marine	67
	4663K	20	30.0	1.90	C	Blk	Med.	A	Blk/Wht	5.5	0.44	-40°F	+212°F	Marine	68
	4684CF	75	20.0	2.06	C	Blk	Med.	A	Blk/Red	5.0	0.75	-40°F	+212°F	Marine	62
	Engine Coolant (Hardwall)	75	20.0	2.08	P	Blk	—	P	Blk/Grn	3.5	0.75	-40°F	+257°F	Marine	57
	Engine Coolant (Silicone)	80	—	2.00	MQ	Org	—	MQ	Grn	—	0.61	-65°F	+347°F	Marine	58
	Engine Coolant (Softwall)	85	—	2.05	C	Blk	Med.	A	Blk	15.0	0.63	-40°F	+212°F	Marine	56
	75W	90	2.0	2.00	P	Blk	—	P	Blk/Wht	15.0	0.63	-40°F	+257°F	Marine	54
	76W	106	7.0	2.12	P	Blk	—	P	Blk/Blk	14.0	0.87	-40°F	+257°F	Marine	55
	Steelhead	150	—	2.10	D	Blk	—	D	Blk/Grn	15.0	0.75	-40°F	+150°F	Water	111
<b>1-3/4</b>	63SB	10	5.0	1.94	A	Blk	—	—	—	2.0	0.30	-40°F	+212°F	Air & Multi-Purpose	37
	Wet Exhaust (Hardwall)	100	20.0	2.12	P	Blk	—	P	Blk/Blu	4.0	0.85	-40°F	+257°F	Marine	61
	Wet Exhaust (Softwall)	100	—	2.03	P	Blk	—	P	Blk/Blu	—	0.65	-40°F	+257°F	Marine	60
	163SB	15	15.0	2.00	A	Blk	—	A	Blk	1.8	0.54	-40°F	+212°F	Air & Multi-Purpose	38
	4663K	20	30.0	2.02	C	Blk	Med.	A	Blk/Wht	6.0	0.47	-40°F	+212°F	Marine	68
	4684CF	75	20.0	2.19	C	Blk	Med.	A	Blk/Red	5.0	0.80	-40°F	+212°F	Marine	62
	75W	75	1.0	2.13	P	Blk	—	P	Blk/Wht	15.0	0.67	-40°F	+257°F	Marine	54
	Engine Coolant (Hardwall)	75	20.0	2.21	P	Blk	—	P	Blk/Grn	4.0	0.80	-40°F	+257°F	Marine	57
	Engine Coolant (Softwall)	75	—	2.17	C	Blk	Med.	A	Blk	15.0	0.68	-40°F	+212°F	Marine	56
	Engine Coolant (Silicone)	80	—	2.13	MQ	Org	—	MQ	Grn	—	0.65	-65°F	+347°F	Marine	58
	76W	100	5.0	2.25	P	Blk	—	P	Blk/Blk	15.0	0.93	-40°F	+257°F	Marine	55
<b>1-7/8</b>	63SB	10	5.0	2.06	A	Blk	—	—	—	2.0	0.32	-40°F	+212°F	Air & Multi-Purpose	37
	Wet Exhaust (Hardwall)	100	20.0	2.24	P	Blk	—	P	Blk/Blu	4.5	0.90	-40°F	+257°F	Marine	61
	Wet Exhaust (Softwall)	100	—	2.19	P	Blk	—	P	Blk/Blu	—	0.69	-40°F	+257°F	Marine	60
	163SB	15	15.0	2.13	A	Blk	—	A	Blk	1.8	0.58	-40°F	+212°F	Air & Multi-Purpose	38
	Fuel Fill (USCG Type A&B)	18	20.0	2.28	C	Blk	High	A	Blk/Red	9.0	0.91	-40°F	+212°F	Marine	67
	4663K	20	30.0	2.14	C	Blk	Med.	A	Blk/Wht	6.0	0.50	-40°F	+212°F	Marine	68
	4684CF	60	20.0	2.31	C	Blk	Med.	A	Blk/Red	5.0	0.83	-40°F	+212°F	Marine	62
	Engine Coolant (Hardwall)	60	20.0	2.33	P	Blk	—	P	Blk/Grn	4.5	0.85	-40°F	+257°F	Marine	57
	75W	75	—	2.25	P	Blk	—	P	Blk/Wht	—	0.72	-40°F	+257°F	Marine	54
	Engine Coolant (Softwall)	75	—	2.30	C	Blk	Med.	A	Blk	—	0.73	-40°F	+212°F	Marine	56
	76W	94	4.0	2.38	P	Blk	—	P	Blk/Blk	—	0.98	-40°F	+257°F	Marine	55
Steelhead	150	—	2.35	D	Blk	—	D	Blk/Grn	15.0	0.88	-40°F	+150°F	Water	111	
<b>2</b>	63SB	5	3.0	2.19	A	Blk	—	—	—	2.0	0.33	-40°F	+212°F	Air & Multi-Purpose	37
	MF Vapor Recovery	5	28.0	2.43	G	Cir	—	—	—	2.0	0.48	-30°F	+140°F	Petroleum Transfer	95
	Wet Exhaust (Hardwall)	100	20.0	2.36	P	Blk	—	P	Blk/Blu	5.0	0.95	-40°F	+257°F	Marine	61
	Wet Exhaust (Softwall)	100	—	2.32	P	Blk	—	P	Blk/Blu	—	0.73	-40°F	+257°F	Marine	60



**Industrial Hose  
Products/List Prices**

# Hose Finder

## Data Pages

39496-000  
July 1, 2006  
Supersedes 39496-000  
January 17, 2005

Hose I.D. (In.)	Name	Rated W. P. (psi)	Suction (In. Hg.)	Hose O.D. (In.)	Tube			Cover		Min. Bend Radius (In.)	Hose Wt. (Lbs./Ft.)	Temp (°F)		Hose Categories	Catalog Page No.
					Type	Color	Oil Resistance	Type	Color/Stripe			Min.	Max.		
2	163SB	15	15.0	2.25	A	Blk	—	A	Blk	2.0	0.60	-40°F	+212°F	Air & Multi-Purpose	38
	Fuel Fill (USCG Type A&B)	18	20.0	2.40	C	Blk	High	A	Blk/Red	9.5	0.96	-40°F	+212°F	Marine	67
	4663K	20	30.0	2.25	C	Blk	Med.	A	Blk/Wht	7.0	0.53	-40°F	+212°F	Marine	68
	MF 400	35	28.0	2.41	C/D	Blk	Med.	—	—	4.0	0.54	-30°F	+140°F	Material Handling	77
	MF 201CR	40	28.0	2.44	G	Clear	—	G	Clear	4.0	0.57	-10°F	+130°F	Food & Beverage	51
	MF 202SW	40	28.0	2.37	G	Clear	—	G	Clear	4.0	0.48	-10°F	+130°F	Food & Beverage	52
	770SB	50	20.0	2.39	D <sub>3</sub>	Blk	—	D	Blk/Gry	8.0	0.75	-40°F	+150°F	Material Handling	74
	4684CF	60	20.0	2.44	C	Blk	Med.	A	Blk/Red	5.0	0.88	-40°F	+212°F	Marine	62
	688SB-3	60	30.0	2.77	D <sub>3</sub>	Blk	—	D	Blk/Gry	16.0	1.65	-40°F	+150°F	Material Handling	72
	75W	60	—	2.39	P	Blk	—	P	Blk/Wht	—	0.76	-40°F	+257°F	Marine	54
	Engine Coolant (Hardwall)	60	20.0	2.46	P	Blk	—	P	Blk/Grn	5.0	0.95	-40°F	+257°F	Marine	57
	Engine Coolant (Softwall)	60	—	2.42	C	Blk	Med.	A	Blk	—	0.77	-40°F	+212°F	Marine	56
	MF 300 EPDM	60	28.0	2.49	P	Blk	Med.	G	Grn/Blk	9.0	0.70	-30°F	+140°F	Material Handling	76
	MF 500	65	—	2.16	G	Blu	—	—	—	—	0.21	+25°F	+120°F	Water	114
	MF 100GR	70	28.0	2.36	G	Grn	—	—	—	6.0	0.67	-10°F	+130°F	Water	115
	MF 101CL	70	28.0	2.39	G	Clear	—	—	—	5.0	0.67	-10°F	+130°F	Water	116
	MF 200CL	70	28.0	2.39	G	Clear	—	G	Clear	6.0	0.70	-10°F	+130°F	Food & Beverage	50
	Engine Coolant (Silicone)	75	—	2.38	MQ	Org	—	MQ	Grn	—	0.73	-65°F	+347°F	Marine	58
	Tufflex Food	75	—	2.50	G	Clear	—	G	Clear	—	1.00	-10°F	+130°F	Food & Beverage	53
	76W	88	3.0	2.50	P	Blk	—	P	Blk/Blk	—	1.04	-40°F	+257°F	Marine	55
	Maverick	100	30.0	2.48	C	Blk	High	C <sub>2</sub>	Red/Wht	4.0	1.08	-40°F	+180°F	Petroleum Transfer	88
	429W Sandblast	120	5.0	2.94	D <sub>3</sub>	Blk	—	D	Blk/Yel	20.0	1.82	-40°F	+350°F	Material Handling	75
	Hot Air Blower	125	30.0	2.58	P	Blk	—	P	Blk/Yel	9.0	1.13	-40°F	+350°F	Material Handling	73
	690SB-3	150	30.0	2.75	D <sub>2</sub>	Wht	—	D <sub>3</sub>	Gry/Bur	12.0	1.88	-40°F	+150°F	Food & Beverage	47
	692SB-2	150	30.0	2.60	A <sub>2</sub>	Wht	—	A	Tan/Bur	12.0	1.46	-40°F	+180°F	Food & Beverage	48
	Barracuda	150	30.0	2.36	P	Blk	—	B <sub>2</sub>	Blk/Grn	8.0	0.76	-40°F	+180°F	Water	110
	Brahma	150	30.0	2.42	C	Blk	High	L/A	Blk/Red	5.0	0.98	-40°F	+180°F	Petroleum	89
	Cellar Master Light	150	30.0	2.50	S	Wht	—	P	Gry/Mar	6.0	0.86	-40°F	+212°F	Food & Beverage	44
	Colt	150	30.0	2.54	P	Blk	—	P	Yel/Grn	6.0	1.11	-40°F	+250°F	Acid Chemical	15
	Dolphin	150	—	2.32	P	Blk	—	P	Blk/Grn	—	0.65	-40°F	+180°F	Water	113
	Food Master Lite	150	30.0	2.60	C <sub>2</sub>	Wht	—	C <sub>2</sub>	Wht/Bur	6.0	1.50	-40°F	+230°F	Food & Beverage	45
	Longhorn - CC	150	30.0	2.47	C	Blk	High	A	Blk/Red	5.0	1.08	-40°F	+180°F	Petroleum Transfer	86
	Longhorn - SC	150	30.0	2.52	C	Blk	High	A	Blk/Red	6.0	1.12	-40°F	+180°F	Petroleum Transfer	86
	Marin	150	—	2.33	P	Blk	—	D	Blk/Grn	20.0	0.65	-40°F	+180°F	Water	112
	Marin	150	—	2.41	P	Blk	—	D	Blk/Grn	20.0	0.84	-40°F	+180°F	Water	112
	Sani-Pure	150	—	2.57	C <sub>2</sub>	Wht	—	C <sub>2</sub>	Wht/Bur	24.0	1.25	-40°F	+230°F	Food & Beverage	46
	Shark	150	25.0	2.46	P	Blk	—	D	Blk/Grn	10.0	1.01	-40°F	+180°F	Water	109
	Steelhead	150	—	2.48	D	Blk	—	D	Blk/Grn	20.0	0.93	-40°F	+150°F	Water	111
	Steer	150	—	2.44	C	Blk	High	A	Blk/Red	—	0.93	-40°F	+180°F	Petroleum Transfer	87
	Super-Vac	150	30.0	2.47	C	Blk	Med	D	Blk/Blu	4.0	0.99	-40°F	+150°F	Petroleum Transfer	90
	6B Dura Master	200	7.0	2.56	B <sub>1</sub>	Blk	Med.	B <sub>2</sub>	Blk	16.5	0.99	-22°F	+158°F	Air & Multi-Purpose	25
	Appaloosa	200	30.0	2.47	K	Tan	—	L/P	Blk/Grn	9.0	0.97	-40°F	+225°F	Acid Chemical	13
	Mustang	200	30.0	2.54	K	Tan	—	P	Blk/Org	9.0	1.10	-40°F	+250°F	Acid Chemical	11
	Mustang	200	30.0	2.54	K	Tan	—	P	Grn/Org	9.0	1.11	-40°F	+250°F	Acid Chemical	11
	Mustang - CR	200	20.0	2.63	K	Tan	—	P	Blk/Org	9.0	1.13	-40°F	+250°F	Acid Chemical	12
	Renegade	200	30.0	2.50	L/K	Clear	—	P	Grn/Yel	9.0	0.99	-40°F	+212°F	Acid Chemical	14
	Stallion	200	30.0	2.55	T	Wht	—	P	Blu/Red	9.0	1.18	-40°F	+300°F	Acid Chemical	9
	Stallion - CR	200	20.0	2.58	T	Wht	—	P	Blu/Red	9.0	1.09	-40°F	+300°F	Acid Chemical	10
	205MB Steam King (Wrap)	250	10.0	2.66	P <sub>2</sub>	Blk	—	P <sub>2</sub>	Blk	10.0	1.57	-40°F	+450°F	Steam	105
	232MB Steam Queen	250	10.0	2.66	P <sub>2</sub>	Blk	—	B <sub>1</sub>	Red	25.0	1.64	-40°F	+450°F	Steam	106
Brew Master	250	30.0	2.62	S	Wht	—	P	Wht/Bur	6.0	1.20	-40°F	+230°F	Food & Beverage	42	
Cellar Master	250	30.0	2.62	S	Wht	—	P	Wht/Bur	6.0	1.20	-40°F	+230°F	Food & Beverage	43	
Food & Bev Master	250	30.0	2.62	S	Wht	—	P	Wht/Bur	6.0	1.20	-40°F	+230°F	Food & Beverage	41	



**Industrial Hose  
Products/List Prices**

**Hose Finder  
Data Pages**

39496-000  
July 1, 2006  
Supersedes 39496-000  
January 17, 2005

Hose I.D. (In.)	Name	Rated W. P. (psi)	Suction (In. Hg.)	Hose O.D. (In.)	Tube			Cover		Min. Bend Radius (In.)	Hose Wt. (Lbs./Ft.)	Temp (°F)		Hose Categories	Catalog Page No.
					Type	Color	Oil Resistance	Type	Color/Stripe			Min.	Max.		
2	Food & Bev Master	250	30.0	2.62	S	Wht	—	P	Gry/Bur	6.0	1.20	-40°F	+230°F	Food & Beverage	41
	Sea Horse	300	10.0	2.66	C	Blk	High	A	Blk/Red	14.0	1.40	-40°F	+180°F	Petroleum Transfer	91
	Sea Horse HW	300	30.0	2.78	C	Blk	High	A	Blk/Red	10.0	1.87	-40°F	+180°F	Petroleum Transfer	92
	LP350	350	10.0	2.86	A	Blk	—	A	Blk	14.0	2.01	-40°F	+150°F	Petroleum Transfer	97
	Trident 400	400	10.0	2.71	A	Blk	Med.	A	Blk/Blu	16.0	1.50	-30°F	+158°F	Petroleum Transfer	93
	18MB	500	15.0	2.77	A	Blk	Med.	D <sub>3</sub>	Gry/Yel	14.0	1.99	-30°F	+212°F	Air & Multi-Purpose	35
	500 MP/Air Drill	500	15.0	2.49	C	Blk	Med.	D <sub>3</sub>	Blk/Yel	14.0	1.43	-30°F	+212°F	Air & Multi-Purpose	36
	500 MP/Air Drill	500	15.0	2.49	C	Blk	Med.	C <sub>2</sub>	Yel/Blk	14.0	1.43	-30°F	+212°F	Air & Multi-Purpose	36
	Terminator	501	10.0	2.64	C	Blk	High	C <sub>4</sub>	Yel	14.0	1.35	-40°F	+212°F	Air & Multi-Purpose	21
	1000 MP/Mine Spray	1000	10.0	2.44	P	Blk	—	C <sub>2</sub>	Yel	25.0	1.36	-40°F	+212°F	Air & Multi-Purpose	33
	319MB	1000	10.0	2.46	A	Blk	Med.	M	Gld	25.0	1.48	-40°F	+212°F	Air & Multi-Purpose	32
	Powerbraid Plus	3000	—	2.63	A	Blk	Med.	A	Blk/Blu	25.0	2.95	-40°F	+180°F	Oilfield	78
	Powerbraid Plus	5000	—	2.63	A	Blk	Med.	A	Blk/Blu	25.0	5.02	-40°F	+180°F	Oilfield	78
	2-1/8	63SB	5	3.0	2.31	A	Blk	—	—	—	2.5	0.35	-40°F	+212°F	Air & Multi-Purpose
163SB		10	15.0	2.40	A	Blk	—	A	Blk	2.5	0.74	-40°F	+212°F	Air & Multi-Purpose	38
Wet Exhaust (Hardwall)		100	20.0	2.49	P	Blk	—	P	Blk/Blu	5.5	1.00	-40°F	+257°F	Marine	61
Wet Exhaust (Softwall)		100	—	2.45	P	Blk	—	P	Blk/Blu	—	0.78	-40°F	+257°F	Marine	60
4684CF		55	20.0	2.56	C	Blk	Med.	A	Blk/Red	6.0	0.93	-40°F	+212°F	Marine	62
Engine Coolant (Hardwall)		55	20.0	2.58	P	Blk	—	P	Blk/Grn	5.5	1.01	-40°F	+257°F	Marine	57
75W		60	—	2.51	P	Blk	—	P	Blk/Wht	—	0.79	-40°F	+257°F	Marine	54
Engine Coolant (Softwall)		60	—	2.55	C	Blk	Med.	A	Blk	—	0.82	-40°F	+212°F	Marine	56
Engine Coolant (Silicone)		75	—	2.51	MQ	Org	—	MQ	Grn	—	0.77	-65°F	+347°F	Marine	58
2-1/4	63SB	5	3.0	2.44	A	Blk	—	—	—	2.5	0.37	-40°F	+212°F	Air & Multi-Purpose	37
	163SB	10	15.0	2.50	A	Blk	—	A	Blk	2.5	0.88	-40°F	+212°F	Air & Multi-Purpose	38
	Wet Exhaust (Hardwall)	100	20.0	2.63	P	Blk	—	P	Blk/Blu	6.0	1.06	-40°F	+257°F	Marine	61
	Wet Exhaust (Softwall)	100	—	2.57	P	Blk	—	P	Blk/Blu	—	0.82	-40°F	+257°F	Marine	60
	4663K	20	30.0	2.50	C	Blk	Med.	A	Blk/Wht	8.0	0.54	-40°F	+212°F	Marine	68
	4684CF	55	20.0	2.69	C	Blk	Med.	A	Blk/Red	6.0	0.98	-40°F	+212°F	Marine	62
	Engine Coolant (Hardwall)	55	20.0	2.71	P	Blk	—	P	Blk/Grn	6.0	1.06	-40°F	+257°F	Marine	57
	75W	60	—	2.64	P	Blk	—	P	Blk/Wht	—	0.84	-40°F	+257°F	Marine	54
	Engine Coolant (Softwall)	60	—	2.67	C	Blk	Med.	A	Blk	—	0.85	-40°F	+212°F	Marine	56
	Engine Coolant (Silicone)	75	—	2.63	MQ	Org	—	MQ	Grn	—	0.81	-65°F	+347°F	Marine	58
76W	88	1.0	2.75	P	Blk	—	P	Blk/Blk	—	1.15	-40°F	+257°F	Marine	55	
2-3/8	63SB	5	3.0	2.56	A	Blk	—	—	—	2.5	0.39	-40°F	+212°F	Air & Multi-Purpose	37
	163SB	10	15.0	2.63	A	Blk	—	A	Blk	2.5	0.71	-40°F	+212°F	Air & Multi-Purpose	38
	Wet Exhaust (Hardwall)	100	20.0	2.75	P	Blk	—	P	Blk/Blu	6.5	1.17	-40°F	+257°F	Marine	61
	Wet Exhaust (Softwall)	100	—	2.69	P	Blk	—	P	Blk/Blu	—	0.86	-40°F	+257°F	Marine	60
	Fuel Fill (USCG Type A&B)	18	20.0	2.78	C	Blk	High	A	Blk/Red	10.0	1.12	-40°F	+212°F	Marine	67
	4684CF	50	20.0	2.81	C	Blk	Med.	A	Blk/Red	7.0	1.03	-40°F	+212°F	Marine	62
	Engine Coolant (Hardwall)	50	20.0	2.83	P	Blk	—	P	Blk/Grn	6.5	1.11	-40°F	+257°F	Marine	57
	75W	60	—	2.76	P	Blk	—	P	Blk/Blk	—	0.88	-40°F	+257°F	Marine	54
	Engine Coolant (Softwall)	60	—	2.80	C	Blk	Med.	A	Blk	—	0.89	-40°F	+212°F	Marine	56
	Engine Coolant (Silicone)	65	—	2.75	MQ	Org	—	MQ	Grn	—	0.85	-65°F	+347°F	Marine	58
76W	81	—	2.88	P	Blk	—	P	Blk/Wht	—	1.21	-40°F	+257°F	Marine	55	
2-1/2	63SB	5	3.0	2.69	A	Blk	—	—	—	2.5	0.41	-40°F	+212°F	Air & Multi-Purpose	37
	163SB	10	15.0	2.75	A	Blk	—	A	Blk	2.5	0.74	-40°F	+212°F	Air & Multi-Purpose	38
	Wet Exhaust (Hardwall)	100	20.0	2.90	P	Blk	—	P	Blk/Blu	6.5	1.23	-40°F	+257°F	Marine	61
	Wet Exhaust (Softwall)	100	—	2.82	P	Blk	—	P	Blk/Blu	—	0.90	-40°F	+257°F	Marine	60
	4663K	20	30.0	2.75	C	Blk	Med.	A	Blk/Wht	12.0	0.65	-40°F	+212°F	Marine	68
	MF 400	35	28.0	2.98	C/D	Blk	Med.	—	—	5.0	0.77	-30°F	+140°F	Material Handling	77
	MF 201CR	40	28.0	2.98	G	Clear	—	G	Clear	5.0	0.77	-10°F	+130°F	Food & Beverage	51
	MF 202SW	40	28.0	3.01	G	Clear	—	G	Clear	4.0	0.92	-10°F	+130°F	Food & Beverage	52



**Industrial Hose  
Products/List Prices**

# Hose Finder

## Data Pages

39496-000  
July 1, 2006  
Supersedes 39496-000  
January 17, 2005

Hose I.D. (In.)	Name	Rated W. P. (psi)	Suction (In. Hg.)	Hose O.D. (In.)	Tube			Cover		Min. Bend Radius (In.)	Hose Wt. (Lbs./Ft.)	Temp (°F)		Hose Categories	Catalog Page No.
					Type	Color	Oil Resistance	Type	Color/Stripe			Min.	Max.		
2-1/2	4684CF	50	20.0	2.94	C	Blk	Med.	A	Blk/Red	7.0	1.08	-40°F	+212°F	Marine	62
	770SB	50	20.0	2.89	D <sub>3</sub>	Blk	—	D	Blk/Gry	9.0	0.91	-40°F	+150°F	Material Handling	74
	Engine Coolant (Hardwall)	50	20.0	2.96	P	Blk	—	P	Blk/Grn	6.5	1.16	-40°F	+257°F	Marine	57
	MF 300 EPDM	50	28.0	3.00	P	Blk	Med.	G	Grn/Blk	11.0	0.90	-30°F	+140°F	Material Handling	76
	75W	60	—	2.89	P	Blk	—	P	Blk/Wht	—	0.92	-40°F	+257°F	Marine	54
	Engine Coolant (Softwall)	60	—	2.92	C	Blk	Med.	A	Blk	—	0.94	-40°F	+212°F	Marine	56
	MF 500	60	—	2.55	G	Blu	—	—	—	—	0.28	+25°F	+120°F	Water	114
	Engine Coolant (Silicone)	65	—	2.88	MQ	Org	—	MQ	Grn	—	0.89	-65°F	+347°F	Marine	58
	MF 100GR	65	28.0	2.90	G	Grn	—	—	—	8.0	0.95	-10°F	+130°F	Water	115
	MF 101CL	65	28.0	2.92	G	Clear	—	—	—	7.0	0.95	-10°F	+130°F	Water	116
	MF 200CL	65	28.0	2.92	G	Clear	—	G	Clear	8.0	0.97	-10°F	+130°F	Food & Beverage	50
	76W	75	—	3.00	P	Blk	—	P	Blk/Blk	—	1.27	-40°F	+257°F	Marine	55
	Hot Air Blower	110	30.0	3.08	P	Blk	—	P	Blk/Yel	14.0	1.43	-40°F	+350°F	Material Handling	73
	690SB-3	125	30.0	3.23	D <sub>2</sub>	Wht	—	D <sub>3</sub>	Gry/Bur	15.0	2.25	-40°F	+150°F	Food & Beverage	47
	692SB-2	125	30.0	2.85	A <sub>2</sub>	Wht	—	A	Tan/Bur	15.0	1.77	-40°F	+180°F	Food & Beverage	48
	Barracuda	150	30.0	2.96	P	Blk	—	B <sub>2</sub>	Blk/Grn	10.0	1.06	-40°F	+180°F	Water	110
	Cellar Master Light	150	30.0	3.11	S	Wht	—	P	Gry/Mar	12.0	1.40	-40°F	+212°F	Food & Beverage	44
	Colt	150	30.0	3.05	P	Blk	—	P	Yel/Grn	9.0	1.48	-40°F	+250°F	Acid Chemical	15
	Dolphin	150	—	2.82	P	Blk	—	P	Blk/Grn	—	0.80	-40°F	+180°F	Water	113
	Food Master Lite	150	30.0	3.13	C <sub>2</sub>	Wht	—	C <sub>2</sub>	Wht/Bur	12.0	1.98	-40°F	+230°F	Food & Beverage	45
	Longhorn - SC	150	30.0	3.05	C	Blk	High	A	Blk/Red	8.0	1.50	-40°F	+180°F	Petroleum Transfer	86
	Marin	150	—	2.83	P	Blk	—	D	Blk/Grn	25.0	0.80	-40°F	+180°F	Water	112
	Marin	150	—	2.91	P	Blk	—	D	Blk/Grn	25.0	1.02	-40°F	+180°F	Water	112
	Mustang	150	30.0	3.05	K	Tan	—	P	Blk/Org	12.0	1.40	-40°F	+250°F	Acid Chemical	11
	Renegade	150	30.0	3.01	L/K	Clear	—	P	Grn/Yel	12.0	1.28	-40°F	+212°F	Acid Chemical	14
	Sani-Pure	150	—	3.08	C <sub>2</sub>	Wht	—	C <sub>2</sub>	Wht/Bur	30.0	1.65	-40°F	+230°F	Food & Beverage	46
	Shark	150	25.0	3.02	P	Blk	—	D	Blk/Grn	12.0	1.46	-40°F	+180°F	Water	109
	Stallion	150	30.0	3.07	T	Wht	—	P	Blu/Red	12.0	1.49	-40°F	+300°F	Acid Chemical	9
	Steelhead	150	—	2.99	D	Blk	—	D	Blk/Grn	25.0	1.14	-40°F	+150°F	Water	111
	Super-Vac	150	30.0	2.99	C	Blk	Med.	D	Blk/Blu	5.0	1.46	-40°F	+150°F	Petroleum Transfer	90
	Brew Master	250	30.0	3.25	S	Wht	—	P	Wht/Bur	12.0	1.81	-40°F	+230°F	Food & Beverage	42
	Cellar Master	250	30.0	3.25	S	Wht	—	P	Wht/Bur	12.0	1.81	-40°F	+230°F	Food & Beverage	43
	Food & Bev Master	250	30.0	3.25	S	Wht	—	P	Wht/Bur	12.0	1.81	-40°F	+230°F	Food & Beverage	41
	Food & Bev Master	250	30.0	3.25	S	Wht	—	P	Gry/Bur	12.0	1.81	-40°F	+230°F	Food & Beverage	41
	Sea Horse	300	10.0	3.16	C	Blk	—	A	Blk/Red	17.0	1.70	-40°F	+180°F	Petroleum Transfer	91
	Trident 400	400	10.0	3.20	A	Blk	Med.	A	Blk/Blu	20.0	1.82	-30°F	+158°F	Petroleum Transfer	93
	18MB	500	10.0	3.46	A	Blk	Med.	D <sub>3</sub>	Gry/Yel	30.0	3.04	-30°F	+212°F	Air & Multi-Purpose	35
	500 MP/Air Drill	500	10.0	3.14	C	Blk	Med.	D <sub>3</sub>	Blk/Yel	16.0	2.19	-30°F	+212°F	Air & Multi-Purpose	36
	500 MP/Air Drill	500	10.0	3.14	C	Blk	Med.	C <sub>2</sub>	Yel/Blk	16.0	2.19	-30°F	+212°F	Air & Multi-Purpose	36
	Longwall Mine Emulsion	1000	10.0	3.34	A	Blk	Med.	C <sub>2</sub>	Blk	20.0	2.90	-40°F	+212°F	Air & Multi-Purpose	34
Powerbraid Plus	2500	—	3.38	C	Blk	Med.	A	Blk/Blu	30.0	4.00	-40°F	+180°F	Oilfield	78	
Black Gold Rotary, Grade D	5000	—	4.14	C <sub>3</sub>	Blk	High	C <sub>4</sub>	Blk/Yel	36.0	9.80	-40°F	+180°F	Oilfield	79,80,81	
Black Gold Rotary, Grade E	7500	—	5.16	C <sub>3</sub>	Blk	High	C <sub>4</sub>	Blk/Yel	48.0	20.20	-40°F	+180°F	Oilfield	82,83,84	
2-5/8	63SB	5	3.0	2.81	A	Blk	—	—	—	2.8	0.43	-40°F	+212°F	Air & Multi-Purpose	37
	Wet Exhaust (Hardwall)	100	15.0	3.02	P	Blk	—	P	Blk/Blu	7.0	1.28	-40°F	+257°F	Marine	61
	Wet Exhaust (Softwall)	100	—	2.95	P	Blk	—	P	Blk/Blu	—	0.94	-40°F	+257°F	Marine	60
	163SB	20	15.0	2.88	A	Blk	—	A	Blk	3.0	0.78	-40°F	+212°F	Air & Multi-Purpose	38
	4684CF	40	15.0	3.06	C	Blk	Med.	A	Blk/Red	9.0	1.12	-40°F	+212°F	Marine	62
	Engine Coolant (Hardwall)	40	15.0	3.08	P	Blk	—	P	Blk/Grn	7.0	1.21	-40°F	+257°F	Marine	57
	75W	60	—	3.02	P	Blk	—	P	Blk/Wht	—	0.96	-40°F	+257°F	Marine	54
Engine Coolant (Softwall)	60	—	3.05	C	Blk	Med.	A	Blk	—	0.98	-40°F	+212°F	Marine	56	
76W	69	—	3.13	P	Blk	—	P	Blk/Blk	—	1.32	-40°F	+257°F	Marine	55	
2-3/4	63SB	5	3.0	2.94	A	Blk	—	—	—	2.8	0.44	-40°F	+212°F	Air & Multi-Purpose	37



**Industrial Hose  
Products/List Prices**

# Hose Finder

## Data Pages

39496-000  
July 1, 2006  
Supersedes 39496-000  
January 17, 2005

Hose I.D. (In.)	Name	Rated W. P. (psi)	Suction (In. Hg.)	Hose O.D. (In.)	Tube			Cover		Min. Bend Radius (In.)	Hose Wt. (Lbs./Ft.)	Temp (°F)		Hose Categories	Catalog Page No.
					Type	Color	Oil Resistance	Type	Color/Stripe			Min.	Max.		
<b>2-3/4</b>	163SB	10	15.0	3.00	A	Blk	—	A	Blk	7.0	0.81	-40°F	+212°F	Air & Multi-Purpose	38
	Wet Exhaust (Hardwall)	100	15.0	3.22	P	Blk	—	P	Blk/Blu	7.5	1.34	-40°F	+257°F	Marine	61
	Wet Exhaust (Softwall)	100	—	3.09	P	Blk	—	P	Blk/Blu	—	0.98	-40°F	+257°F	Marine	60
	4684CF	40	15.0	3.19	C	Blk	Med.	A	Blk/Red	10.0	1.17	-40°F	+212°F	Marine	62
	Engine Coolant (Hardwall)	40	15.0	3.21	P	Blk	—	P	Blk/Grn	7.5	1.26	-40°F	+257°F	Marine	57
	Engine Coolant (Silicone)	50	—	3.13	MQ	Org	—	MQ	Gm	—	0.97	-65°F	+347°F	Marine	58
	75W	60	—	3.14	P	Blk	—	P	Blk/Wht	—	1.00	-40°F	+257°F	Marine	54
	Engine Coolant (Softwall)	60	—	3.17	C	Blk	Med.	A	Blk	—	1.03	-40°F	+212°F	Marine	56
	76W	63	—	3.25	P	Blk	—	P	Blk/Blk	—	1.37	-40°F	+257°F	Marine	55
<b>2-7/8</b>	Wet Exhaust (Hardwall)	100	15.0	3.42	P	Blk	—	P	Blk/Blu	8.0	1.39	-40°F	+257°F	Marine	61
	Wet Exhaust (Softwall)	100	—	3.23	P	Blk	—	P	Blk/Blu	—	1.02	-40°F	+257°F	Marine	60
	4684CF	40	15.0	3.31	C	Blk	Med.	A	Blk/Red	11.0	1.21	-40°F	+212°F	Marine	62
	Engine Coolant (Hardwall)	40	15.0	3.33	P	Blk	—	P	Blk/Grn	9.0	1.32	-40°F	+257°F	Marine	57
	Engine Coolant (Softwall)	55	—	3.30	C	Blk	Med.	A	Blk	—	1.07	-40°F	+212°F	Marine	56
	75W	60	—	3.26	P	Blk	—	P	Blk/Wht	—	1.04	-40°F	+257°F	Marine	54
	76W	63	—	3.38	P	Blk	—	P	Blk/Blk	—	1.43	-40°F	+257°F	Marine	55
<b>3</b>	63SB	5	3.0	3.19	A	Blk	—	—	—	3.0	0.49	-40°F	+212°F	Air & Multi-Purpose	37
	MF Vapor Recovery	5	28.0	3.54	G	Clr	—	—	—	3.0	0.69	-30°F	+140°F	Petroleum Transfer	95
	163SB	10	7.0	3.25	A	Blk	—	A	Blk	10.0	0.88	-40°F	+212°F	Air & Multi-Purpose	38
	Wet Exhaust (Hardwall)	100	15.0	3.54	P	Blk	—	P	Blk/Blu	9.0	1.55	-40°F	+257°F	Marine	61
	Wet Exhaust (Softwall)	100	—	3.36	P	Blk	—	P	Blk/Blu	—	1.16	-40°F	+257°F	Marine	60
	4663K	20	30.0	3.27	C	Blk	Med.	A	Blk/Wht	—	0.84	-40°F	+212°F	Marine	68
	MF 400	30	28.0	3.87	C/D	Blk	Med.	—	—	6.0	1.05	-30°F	+140°F	Material Handling	77
	MF 201CR	35	28.0	3.54	G	Clear	—	G	Clear	6.0	1.04	-10°F	+130°F	Food & Beverage	51
	MF 202SW	35	28.0	3.05	G	Clear	—	G	Clear	6.0	1.02	-10°F	+130°F	Food & Beverage	52
	4684CF	40	15.0	3.44	C	Blk	Med.	A	Blk/Red	12.0	1.26	-40°F	+212°F	Marine	62
	609W-2	40	—	3.47	D <sub>3</sub>	Blk	—	D	Blk/Gry	36.0	1.30	-40°F	+150°F	Material Handling	71
	Engine Coolant (Hardwall)	40	15.0	3.43	P	Blk	—	P	Blk/Grn	9.0	1.37	-40°F	+257°F	Marine	57
	Engine Coolant (Silicone)	50	—	3.38	MQ	Org	—	MQ	Gm	—	1.05	-65°F	+347°F	Marine	58
	75W	50	—	3.39	P	Blk	—	P	Blk/Wht	—	1.10	-40°F	+257°F	Marine	54
	770SB	50	20.0	3.39	D <sub>3</sub>	Blk	—	D	Blk/Gry	10.0	1.19	-40°F	+150°F	Material Handling	74
	Engine Coolant (Softwall)	50	—	3.42	C	Blk	Med.	A	Blk	—	1.10	-40°F	+212°F	Marine	56
	MF 300 EPDM	50	28.0	3.60	P	Blk	—	G	Gm/Blk	12.0	1.10	-30°F	+140°F	Material Handling	76
	MF 101CL	55	28.0	3.46	G	Clear	—	—	—	8.0	1.25	-10°F	+130°F	Water	116
	688SB-3	60	30.0	3.81	D <sub>3</sub>	Blk	—	D	Blk/Gry	24.0	2.54	-40°F	+150°F	Material Handling	72
	MF 100GR	60	28.0	3.44	G	Gm	—	—	—	9.0	1.25	-10°F	+130°F	Water	115
	MF 200CL	60	28.0	3.46	G	Clear	—	G	Clear	9.0	1.27	-10°F	+130°F	Food & Beverage	50
	MF 500	60	—	3.17	G	Blu	—	—	—	—	0.39	+25°F	+120°F	Water	114
	76W	63	—	3.50	P	Blk	—	P	Blk/Blk	—	1.49	-40°F	+257°F	Marine	55
	MF Fuel Delivery	65	28.0	3.76	C <sub>3</sub>	Blk	—	G	Blk/Yel	6.0	1.20	-30°F	+130°F	Petroleum Transfer	94
	690SB-3	100	30.0	3.75	D <sub>2</sub>	Wht	—	D <sub>3</sub>	Gry/Bur	18.0	2.73	-40°F	+150°F	Food & Beverage	47
	Hot Air Blower	100	30.0	3.64	P	Blk	—	P	Blk/Yel	18.0	1.89	-40°F	+350°F	Material Handling	73
	Maverick	100	30.0	3.50	C	Blk	High	C <sub>2</sub>	Red/Wht	6.0	1.73	-40°F	+180°F	Petroleum Transfer	88
	692SB-2	125	30.0	3.52	A <sub>2</sub>	Wht	—	A	Tan/Bur	18.0	2.20	-40°F	+180°F	Food & Beverage	48
	Appaloosa	150	30.0	3.51	K	Tan	—	L/P	Blk/Grn	18.0	1.58	-40°F	+225°F	Acid Chemical	13
	Barracuda	150	30.0	3.54	P	Blk	—	B <sub>2</sub>	Blk/Grn	14.0	1.74	-40°F	+180°F	Water	110
	Brahma	150	30.0	3.47	C	Blk	High	L/A	Blk/Red	8.0	1.53	-40°F	+180°F	Petroleum Transfer	89
	Cellar Master Light	150	30.0	3.61	S	Wht	—	P	Gry/Mar	14.0	1.64	-40°F	+212°F	Food & Beverage	44
Colt	150	30.0	3.60	P	Blk	—	P	Yel/Gm	11.0	1.94	-40°F	+250°F	Acid Chemical	15	
Dolphin	150	—	3.36	P	Blk	—	P	Blk/Grn	—	1.08	-40°F	+180°F	Water	113	
Food Master Lite	150	30.0	3.63	C <sub>2</sub>	Wht	—	C <sub>2</sub>	Wht/Bur	18.0	2.35	-40°F	+230°F	Food & Beverage	45	
Longhorn - CC	150	30.0	3.50	C	Blk	High	A	Blk/Red	8.0	1.70	-40°F	+180°F	Petroleum Transfer	86	





**Industrial Hose  
Products/List Prices**

# Hose Finder

## Data Pages

39496-000  
July 1, 2006  
Supersedes 39496-000  
January 17, 2005

Hose I.D. (in.)	Name	Rated W. P. (psi)	Suction (in. Hg.)	Hose O.D. (in.)	Tube			Cover		Min. Bend Radius (in.)	Hose Wt. (Lbs./Ft.)	Temp (°F)		Hose Categories	Catalog Page No.
					Type	Color	Oil Resistance	Type	Color/Stripe			Min.	Max.		
<b>3</b>	Longhorn - SC	150	30.0	3.58	C	Blk	High	A	Blk/Red	9.0	1.90	-40°F	+180°F	Petroleum Transfer	86
	Marlin	150	—	3.33	P	Blk	—	D	Blk/Grn	36.0	0.95	-40°F	+180°F	Water	112
	Marlin	150	—	3.41	P	Blk	—	D	Blk/Grn	36.0	1.21	-40°F	+180°F	Water	112
	Mustang	150	30.0	3.58	K	Tan	—	P	Blk/Org	18.0	1.79	-40°F	+250°F	Acid Chemical	11
	Mustang	150	30.0	3.58	K	Tan	—	P	Grn/Org	18.0	1.81	-40°F	+250°F	Acid Chemical	11
	Renegade	150	30.0	3.53	L/K	Clear	—	P	Grn/Yel	18.0	1.63	-40°F	+212°F	Acid Chemical	14
	Sani-Pure	150	—	3.58	C <sub>2</sub>	Wht	—	C <sub>2</sub>	Wht/Bur	36.0	1.90	-40°F	+230°F	Food & Beverage	46
	Shark	150	25.0	3.58	P	Blk	—	D	Blk/Grn	15.0	2.01	-40°F	+180°F	Water	109
	Stallion	150	30.0	3.59	T	Wht	—	P	Blu/Red	18.0	1.83	-40°F	+300°F	Acid Chemical	9
	Steelhead	150	—	3.49	D	Blk	—	D	Blk/Grn	36.0	1.35	-40°F	+150°F	Water	111
	Steer	150	—	3.45	C	Blk	High	A	Blk/Red	—	1.39	-40°F	+180°F	Petroleum Transfer	87
	Super-Vac	150	30.0	3.52	C	Blk	Med.	D	Blk/Blu	6.0	1.76	-40°F	+150°F	Petroleum Transfer	90
	Brew Master	250	30.0	3.86	S	Wht	—	P	Wht/Bur	18.0	2.46	-40°F	+230°F	Food & Beverage	42
	Cellar Master	250	30.0	3.86	S	Wht	—	P	Wht/Bur	18.0	2.46	-40°F	+230°F	Food & Beverage	43
	Food & Bev Master	250	30.0	3.86	S	Wht	—	P	Wht/Bur	18.0	2.46	-40°F	+230°F	Food & Beverage	41
	Food & Bev Master	250	30.0	3.86	S	Wht	—	P	Gry/Bur	18.0	2.47	-40°F	+230°F	Food & Beverage	41
	Sea Horse	300	10.0	3.70	C	Blk	High	A	Blk/Red	21.0	2.17	-40°F	+180°F	Petroleum Transfer	91
	Sea Horse HW	300	30.0	3.86	C	Blk	High	A	Blk/Red	18.0	3.14	-40°F	+180°F	Petroleum Transfer	92
	LP350	350	10.0	3.88	A	Blk	—	A	Blk	24.0	2.77	-40°F	+150°F	Petroleum Transfer	97
	Trident 400	400	10.0	3.71	A	Blk	Med.	A	Blk/Blu	24.0	2.23	-30°F	+158°F	Petroleum Transfer	93
	18MB	500	10.0	3.97	A	Blk	Med.	D <sub>3</sub>	Gry/Yel	36.0	3.69	-30°F	+212°F	Air & Multi-Purpose	35
	500 MP/Air Drill	500	10.0	3.67	C	Blk	Med.	D <sub>3</sub>	Blk/Yel	20.0	2.78	-30°F	+212°F	Air & Multi-Purpose	36
	500 MP/Air Drill	500	10.0	3.67	C	Blk	Med.	C <sub>2</sub>	Yel/Blk	20.0	2.78	-30°F	+212°F	Air & Multi-Purpose	36
	Longwall Mine Emulsion	1000	10.0	3.91	A	Blk	Med.	C <sub>2</sub>	Blk	20.0	4.05	-40°F	+212°F	Air & Multi-Purpose	34
	Longwall Mine Emulsion	1000	10.0	3.91	A	Blk	Med.	C <sub>4</sub>	Yel	20.0	4.05	-40°F	+212°F	Air & Multi-Purpose	34
	Powerbraid Plus	2000	—	3.90	C	Blk	Med.	A	Blk/Blu	36.0	4.33	-40°F	+180°F	Oilfield	778
	Black Gold Rotary, Grade D	5000	—	4.61	C <sub>3</sub>	Blk	High	C <sub>4</sub>	Blk/Yel	48.0	10.80	-40°F	+180°F	Oilfield	79,80,81
	Black Gold Rotary, Grade E	7500	—	5.66	C <sub>3</sub>	Blk	High	C <sub>4</sub>	Blk/Yel	48.0	22.60	-40°F	+180°F	Oilfield	82,83,84
<b>3-1/8</b>	163SB	10	7.0	3.35	A	Blk	—	A	Blk	10.0	0.84	-40°F	+212°F	Air & Multi-Purpose	38
<b>3-1/4</b>	Engine Coolant (Softwall)	35	—	3.67	C	Blk	Med.	A	Blk	—	1.19	-40°F	+212°F	Marine	56
	Engine Coolant (Silicone)	40	—	3.63	MQ	Org	—	MQ	Grn	—	1.14	-65°F	+347°F	Marine	58
<b>3-1/2</b>	63SB	5	3.0	3.69	A	Blk	—	—	—	3.5	0.57	-40°F	+212°F	Air & Multi-Purpose	37
	163SB	10	7.0	3.75	A	Blk	—	A	Blk	10.0	1.01	-40°F	+212°F	Air & Multi-Purpose	38
	Engine Coolant (Softwall)	10	—	3.92	C	Blk	Med.	A	Blk	—	1.28	-40°F	+212°F	Marine	56
	Wet Exhaust (Hardwall)	100	15.0	4.04	P	Blk	—	P	Blk/Blu	12.0	1.78	-40°F	+257°F	Marine	61
	Wet Exhaust (Softwall)	100	—	3.86	P	Blk	—	P	Blk/Blu	—	1.33	-40°F	+257°F	Marine	60
	75W	20	—	3.89	P	Blk	—	P	Blk/Wht	—	1.26	-40°F	+257°F	Marine	54
	4684CF	35	15.0	4.06	C	Blk	Med.	A	Blk/Red	17.0	1.45	-40°F	+212°F	Marine	62
	Engine Coolant (Hardwall)	35	15.0	3.93	P	Blk	—	P	Blk/Grn	12.0	1.58	-40°F	+257°F	Marine	57
	Engine Coolant (Silicone)	35	—	3.88	MQ	Org	—	MQ	Grn	—	1.23	-65°F	+347°F	Marine	58
	76W	50	—	4.00	P	Blk	—	P	Blk/Blk	—	1.71	-40°F	+257°F	Marine	55
	Hot Air Blower	85	30.0	4.14	P	Blk	—	P	Blk/Yel	21.0	2.17	-40°F	+350°F	Material Handling	73
	Marlin	150	—	3.91	P	Blk	—	D	Blk/Grn	42.0	1.47	-40°F	+180°F	Water	112
	Steelhead	150	—	3.99	D	Blk	—	D	Blk/Grn	42.0	1.64	-40°F	+150°F	Water	111
Black Gold Rotary, Grade D	5000	—	5.25	C <sub>3</sub>	Blk	High	C <sub>4</sub>	Blk/Yel	54.0	12.80	-40°F	+180°F	Oilfield	79,80,81	
Black Gold Rotary, Grade E	7500	—	6.04	C <sub>3</sub>	Blk	High	C <sub>4</sub>	Blk/Yel	54.0	24.10	-40°F	+180°F	Oilfield	82,83,84	
<b>3-5/8</b>	63SB	5	3.0	3.81	A	Blk	—	—	—	4.0	0.59	-40°F	+212°F	Air & Multi-Purpose	37
<b>3-3/4</b>	Engine Coolant (Silicone)	35	—	4.13	MQ	Org	—	MQ	Grn	—	1.32	-65°F	+347°F	Marine	58
<b>4</b>	63SB	5	3.0	4.19	A	Blk	—	—	—	4.0	0.80	-40°F	+212°F	Air & Multi-Purpose	37
	MF Vapor Recovery	5	28.0	4.56	G	Clr	—	—	—	4.0	0.92	-30°F	+140°F	Petroleum Transfer	95
	163SB	10	7.0	4.25	A	Blk	—	A	Blk	12.0	1.15	-40°F	+212°F	Air & Multi-Purpose	38



**Industrial Hose  
Products/List Prices**

# Hose Finder

## Data Pages

39496-000  
July 1, 2006  
Supersedes 39496-000  
January 17, 2005

Hose I.D. (In.)	Name	Rated W. P. (psi)	Suction (In. Hg.)	Hose O.D. (In.)	Tube			Cover		Min. Bend Radius (In.)	Hose Wt. (Lbs./Ft.)	Temp (°F)		Hose Categories	Catalog Page No.
					Type	Color	Oil Resistance	Type	Color/Stripe			Min.	Max.		
4	Engine Coolant (Softwall)	10	-	4.42	C	Blk	Med.	A	Blk	-	1.46	-40°F	+212°F	Marine	56
	Wet Exhaust (Hardwall)	100	10.0	4.54	P	Blk	-	P	Blk/Blu	20.0	2.21	-40°F	+257°F	Marine	61
	Wet Exhaust (Softwall)	100	-	4.36	P	Blk	-	P	Blk/Blu	-	1.49	-40°F	+257°F	Marine	60
	75W	12	-	4.39	P	Blk	-	P	Blk/Wht	-	1.43	-40°F	+257°F	Marine	54
	4684CF	30	10.0	4.44	C	Blk	Med.	A	Blk/Red	24.0	1.64	-40°F	+212°F	Marine	62
	Engine Coolant (Hardwall)	30	10.0	4.43	P	Blk	-	P	Blk/Grn	20.0	1.79	-40°F	+257°F	Marine	57
	MF 400	30	28.0	4.65	C/D	Blk	Med.	-	-	8.0	1.70	-30°F	+140°F	Material Handling	77
	Engine Coolant (Silicone)	35	-	4.38	MQ	Org	-	MQ	Grn	-	1.40	-65°F	+347°F	Marine	58
	MF 201CR	35	28.0	4.65	G	Clear	-	G	Clear	8.0	1.65	-10°F	+130°F	Food & Beverage	51
	MF 202SW	35	28.0	4.54	G	Clear	-	G	Clear	8.0	1.36	-10°F	+130°F	Food & Beverage	52
	76W	38	-	4.50	P	Blk	-	P	Blk/Blk	-	1.95	-40°F	+257°F	Marine	55
	609W-2	40	-	4.47	D <sub>3</sub>	Blk	-	D	Blk/Gry	48.0	1.69	-40°F	+150°F	Material Handling	71
	610W	40	-	4.56	D <sub>2</sub>	Wht	-	D <sub>3</sub>	Gry/Bur	48.0	2.22	-40°F	+150°F	Food & Beverage	49
	688SB-3	45	30.0	4.77	D <sub>3</sub>	Blk	-	D	Blk/Gry	32.0	3.21	-40°F	+150°F	Material Handling	72
	MF 300 EPDM	45	28.0	4.69	P	Blk	Med.	G	Grn/Blk	17.0	1.80	-30°F	+140°F	Material Handling	76
	770SB	50	20.0	4.39	D <sub>3</sub>	Blk	-	D	Blk/Gry	15.0	1.49	-40°F	+150°F	Material Handling	74
	MF 100GR	50	28.0	4.52	G	Grn	-	-	-	13.0	1.94	-10°F	+130°F	Water	115
	MF 101CL	50	28.0	4.56	G	Clear	-	-	-	12.0	1.94	-10°F	+130°F	Water	116
	MF 200CL	50	28.0	4.56	G	Clear	-	G	Clear	12.0	2.00	-10°F	+130°F	Food & Beverage	50
	609W-3	60	-	4.61	D <sub>3</sub>	Blk	-	D	Blk/Gry	48.0	2.21	-40°F	+150°F	Material Handling	71
	609W-4	60	-	4.73	D <sub>3</sub>	Blk	-	D	Blk/Gry	48.0	2.69	-40°F	+150°F	Material Handling	71
	MF 500	60	-	4.20	G	Blu	-	-	-	-	0.53	+25°F	+120°F	Water	114
	MF Fuel Delivery	65	28.0	4.79	C <sub>3</sub>	Blk	-	G	Blk/Yel	8.0	1.80	-30°F	+130°F	Petroleum Transfer	94
	690SB-3	75	30.0	4.71	D <sub>2</sub>	Wht	-	D <sub>3</sub>	Gry/Bur	24.0	3.51	-40°F	+150°F	Food & Beverage	47
	692SB-2	75	30.0	4.55	A <sub>2</sub>	Wht	-	A	Tan/Bur	24.0	2.96	-40°F	+180°F	Food & Beverage	48
	Hot Air Blower	75	30.0	4.64	P	Blk	-	P	Blk/Yel	24.0	2.44	-40°F	+350°F	Material Handling	73
	Maverick	100	30.0	4.50	C	Blk	High	C <sub>2</sub>	Red/Wht	11.0	2.25	-40°F	+180°F	Petroleum Transfer	88
	Super-Vac	100	30.0	4.52	C	Blk	Med.	D	Blk/Blu	8.0	2.29	-40°F	+150°F	Petroleum Transfer	90
	Colt	125	30.0	4.60	P	Blk	-	P	Yel/Grn	16.0	2.52	-40°F	+250°F	Acid Chemical	15
	Mustang	125	30.0	4.69	K	Tan	-	P	Blk/Org	24.0	2.72	-40°F	+250°F	Acid Chemical	11
	Renegade	125	30.0	4.53	L/K	Clear	-	P	Grn/Yel	24.0	2.11	-40°F	+212°F	Acid Chemical	14
	Stallion	125	30.0	4.66	T	Wht	-	P	Blu/Red	24.0	2.74	-40°F	+300°F	Acid Chemical	9
	Barracuda	150	30.0	4.54	P	Blk	-	B <sub>2</sub>	Blk/Grn	18.0	2.25	-40°F	+180°F	Water	110
	Brahma	150	30.0	4.52	C	Blk	High	L/A	Blk/Red	11.0	2.10	-40°F	+180°F	Petroleum Transfer	89
	Cellar Master Light	150	30.0	4.79	S	Wht	-	P	Gry/Mar	24.0	2.82	-40°F	+212°F	Food & Beverage	44
	Dolphin	150	-	4.36	P	Blk	-	P	Blk/Grn	-	1.41	-40°F	+180°F	Water	113
	Food Master Lite	150	30.0	4.65	C <sub>2</sub>	Wht	-	C <sub>2</sub>	Wht/Bur	24.0	3.12	-40°F	+230°F	Food & Beverage	45
	Longhorn - CC	150	30.0	4.58	C	Blk	High	A	Blk/Red	11.0	2.50	-40°F	+180°F	Petroleum Transfer	86
	Longhorn - SC	150	30.0	4.62	C	Blk	High	A	Blk/Red	12.0	2.65	-40°F	+180°F	Petroleum Transfer	86
	Marlin	150	-	4.33	P	Blk	-	D	Blk/Grn	48.0	1.32	-40°F	+180°F	Water	112
	Marlin	150	-	4.41	P	Blk	-	D	Blk/Grn	48.0	1.67	-40°F	+180°F	Water	112
	Sani-Pure	150	-	4.61	C <sub>2</sub>	Wht	-	C <sub>2</sub>	Wht/Bur	48.0	2.77	-40°F	+230°F	Food & Beverage	46
Shark	150	25.0	4.58	P	Blk	-	D	Blk/Grn	20.0	2.62	-40°F	+180°F	Water	109	
Steelhead	150	-	4.49	D	Blk	-	D	Blk/Grn	48.0	1.85	-40°F	+150°F	Water	111	
Steer	150	-	4.51	C	Blk	High	A	Blk/Red	-	2.03	-40°F	+180°F	Petroleum Transfer	87	
Brew Master	250	30.0	4.88	S	Wht	-	P	Wht/Bur	36.0	3.24	-40°F	+230°F	Food & Beverage	42	
Cellar Master	250	30.0	4.88	S	Wht	-	P	Wht/Bur	36.0	3.24	-40°F	+230°F	Food & Beverage	43	
Food & Bev Master	250	30.0	4.88	S	Wht	-	P	Wht/Bur	36.0	3.24	-40°F	+230°F	Food & Beverage	41	
Food & Bev Master	250	30.0	4.88	S	Wht	-	P	Gry/Bur	36.0	3.24	-40°F	+230°F	Food & Beverage	41	
Sea Horse	300	10.0	4.70	C	Blk	High	A	Blk/Red	28.0	2.80	-40°F	+180°F	Petroleum Transfer	91	
Sea Horse HW	300	30.0	4.87	C	Blk	High	A	Blk/Red	24.0	4.03	-40°F	+180°F	Petroleum Transfer	92	
Trident 400	400	10.0	4.84	A	Blk	Med.	A	Blk/Blu	32.0	3.49	-30°F	+158°F	Petroleum Transfer	93	
18MB	500	10.0	5.06	A	Blk	Med.	D <sub>3</sub>	Gry/Yel	48.0	5.77	-30°F	+212°F	Air & Multi-Purpose	35	





**Industrial Hose  
Products/List Prices**

# Hose Finder

## Data Pages

39496-000  
July 1, 2006  
Supersedes 39496-000  
January 17, 2005

Hose I.D. (In.)	Name	Rated W. P. (psi)	Suction (In. Hg.)	Hose O.D. (In.)	Tube			Cover		Min. Bend Radius (In.)	Hose Wt. (Lbs./Ft.)	Temp (°F)		Hose Categories	Catalog Page No.
					Type	Color	Oil Resistance	Type	Color/Stripe			Min.	Max.		
4	Black Gold Rotary, Grade D	5000	—	5.61	C <sub>3</sub>	Blk	High	C <sub>4</sub>	Blk/Yel	54.0	13.40	-40°F	+180°F	Oilfield	79,80,81
	Black Gold Rotary, Grade E	7500	—	6.40	C <sub>3</sub>	Blk	High	C <sub>4</sub>	Blk/Yel	60.0	25.80	-40°F	+180°F	Oilfield	82,83,84
4-1/2	63SB	5	3.0	4.69	A	Blk	—	—	—	5.0	0.89	-40°F	+212°F	Air & Multi-Purpose	37
	163SB	10	7.0	4.75	A	Blk	—	A	Blk	12.0	1.25	-40°F	+212°F	Air & Multi-Purpose	38
	Engine Coolant (Softwall)	10	—	4.92	C	Blk	Med.	A	Blk	—	1.62	-40°F	+212°F	Marine	56
	Wet Exhaust (Hardwall)	100	10.0	5.04	P	Blk	—	P	Blk/Blu	22.0	2.47	-40°F	+257°F	Marine	61
	Wet Exhaust (Softwall)	100	—	4.86	P	Blk	—	P	Blk/Blu	—	1.69	-40°F	+257°F	Marine	60
	75W	12	—	4.89	P	Blk	—	P	Blk/Wht	—	1.60	-40°F	+257°F	Marine	54
	4684CF	25	5.0	4.94	C	Blk	Med.	A	Blk/Red	27.0	1.84	-40°F	+212°F	Marine	62
	Engine Coolant (Silicone)	25	—	4.88	MQ	Org	—	MQ	Grn	—	1.56	-65°F	+347°F	Marine	58
	609W-2	35	—	4.97	D <sub>3</sub>	Blk	—	D	Blk/Gry	54.0	1.89	-40°F	+150°F	Material Handling	71
	688SB-3	40	30.0	5.27	D <sub>3</sub>	Blk	—	D	Blk/Gry	36.0	3.57	-40°F	+150°F	Material Handling	72
Steelhead	150	—	5.01	D	Blk	—	D	Blk/Grn	54.0	2.16	-40°F	+150°F	Water	111	
5	63SB	5	3.0	5.19	A	Blk	—	—	—	6.0	0.99	-40°F	+212°F	Air & Multi-Purpose	37
	MF Vapor Recovery	5	28.0	5.51	G	Clr	—	—	—	5.0	1.13	-30°F	+140°F	Petroleum Transfer	95
	163SB	10	6.0	5.25	A	Blk	—	A	Blk	12.0	1.38	-40°F	+212°F	Air & Multi-Purpose	38
	Wet Exhaust (Hardwall)	100	5.0	5.54	P	Blk	—	P	Blk/Blu	24.0	2.72	-40°F	+257°F	Marine	61
	Wet Exhaust (Softwall)	100	—	5.37	P	Blk	—	P	Blk/Blu	—	1.87	-40°F	+257°F	Marine	60
	4684CF	15	5.0	5.44	C	Blk	Med.	A	Blk/Red	30.0	2.03	-40°F	+212°F	Marine	62
	Engine Coolant (Hardwall)	15	5.0	5.43	P	Blk	—	P	Blk/Grn	24.0	2.69	-40°F	+257°F	Marine	57
	609W-2	30	—	5.47	D <sub>3</sub>	Blk	—	D	Blk/Gry	60.0	2.09	-40°F	+150°F	Material Handling	71
	610W	30	—	5.56	D <sub>2</sub>	Wht	—	D <sub>3</sub>	Gry/Bur	60.0	2.73	-40°F	+150°F	Food & Beverage	49
	MF 400	30	28.0	5.77	C/D	Blk	Med.	—	—	9.0	2.40	-30°F	+140°F	Material Handling	77
	688SB-3	40	30.0	5.77	D <sub>3</sub>	Blk	—	D	Blk/Gry	40.0	3.93	-40°F	+150°F	Material Handling	72
	MF 100GR	45	28.0	5.65	G	Grn	—	—	—	21.0	3.09	-10°F	+130°F	Water	115
	MF 101CL	45	28.0	5.65	G	Clear	—	—	—	21.0	3.09	-10°F	+130°F	Water	116
	770SB	50	20.0	5.53	D <sub>3</sub>	Blk	—	D	Blk/Gry	20.0	2.73	-40°F	+150°F	Material Handling	74
	690SB-3	55	30.0	5.75	D <sub>2</sub>	Wht	—	D <sub>3</sub>	Gry/Bur	30.0	4.30	-40°F	+150°F	Food & Beverage	47
Hot Air Blower	55	30.0	5.74	P	Blk	—	P	Blk/Yel	30.0	3.82	-40°F	+350°F	Material Handling	73	
Shark	100	25.0	5.60	P	Blk	—	D	Blk/Grn	25.0	3.89	-40°F	+180°F	Water	109	
Marlin	150	—	5.44	P	Blk	—	D	Blk/Grn	60.0	2.17	-40°F	+180°F	Water	112	
Sea Horse	300	10.0	5.84	C	Blk	High	A	Blk/Red	35.0	4.14	-40°F	+180°F	Petroleum Transfer	91	
5-1/2	63SB	5	3.0	5.69	A	Blk	—	—	—	6.0	1.08	-40°F	+212°F	Air & Multi-Purpose	37
	163SB	10	6.0	5.75	A	Blk	—	A	Blk	12.0	1.51	-40°F	+212°F	Air & Multi-Purpose	38
	Wet Exhaust (Hardwall)	100	5.0	6.04	P	Blk	—	P	Blk/Blu	—	3.14	-40°F	+257°F	Marine	61
6	MF Vapor Recovery	5	28.0	6.52	G	Clr	—	—	—	6.0	1.24	-30°F	+140°F	Petroleum Transfer	95
	163SB	8	6.0	6.25	A	Blk	—	A	Blk	15.0	1.64	-40°F	+212°F	Air & Multi-Purpose	38
	Wet Exhaust (Hardwall)	100	5.0	6.68	P	Blk	—	P	Blk/Blu	—	3.23	-40°F	+257°F	Marine	61
	Wet Exhaust (Softwall)	100	—	6.38	P	Blk	—	P	Blk/Blu	—	2.22	-40°F	+257°F	Marine	60
	4684CF	15	5.0	6.46	C	Blk	Med.	A	Blk/Red	36.0	2.42	-40°F	+212°F	Marine	62
	Engine Coolant (Hardwall)	15	5.0	6.43	P	Blk	—	P	Blk/Grn	—	3.20	-40°F	+257°F	Marine	57
	609W-2	25	—	6.47	D <sub>3</sub>	Blk	—	D	Blk/Gry	72.0	2.48	-40°F	+150°F	Material Handling	71
	610W	25	—	6.56	D <sub>2</sub>	Wht	—	D <sub>3</sub>	Gry/Bur	72.0	3.25	-40°F	+150°F	Food & Beverage	49
	MF 400	25	28.0	6.86	C/D	Blk	Med.	—	—	12.0	3.21	-30°F	+140°F	Material Handling	77
	MF 300 EPDM	35	28.0	6.86	P	Blk	Med.	G	Grn/Blk	27.0	3.10	-30°F	+140°F	Material Handling	76
	688SB-3	40	30.0	6.76	D <sub>3</sub>	Blk	—	D	Blk/Gry	48.0	4.65	-40°F	+150°F	Material Handling	72
	Hot Air Blower	40	30.0	6.74	P	Blk	—	P	Blk/Yel	36.0	4.52	-40°F	+350°F	Material Handling	73
	MF 100GR	45	28.0	6.80	G	Grn	—	—	—	24.0	4.56	-10°F	+130°F	Water	115
	MF 101CL	45	28.0	6.80	G	Clear	—	—	—	23.0	4.56	-10°F	+130°F	Water	116
	MF 500	45	—	6.20	G	Blu	—	—	—	—	0.88	+25°F	+120°F	Water	114
	690SB-3	50	30.0	6.91	D <sub>2</sub>	Wht	—	D <sub>3</sub>	Gry/Bur	36.0	7.08	-40°F	+150°F	Food & Beverage	47
	692SB-2	50	25.0	6.74	A <sub>2</sub>	Wht	—	A	Tan/Bur	36.0	5.61	-40°F	+180°F	Food & Beverage	48
770SB	50	20.0	6.53	D <sub>3</sub>	Blk	—	D	Blk/Gry	24.0	3.24	-40°F	+150°F	Material Handling	74	





**Industrial Hose  
Products/List Prices**

# Hose Finder

## Data Pages

39496-000  
July 1, 2006  
Supersedes 39496-000  
January 17, 2005

Hose I.D. (In.)	Name	Rated W. P. (psi)	Suction (In. Hg.)	Hose O.D. (In.)	Tube			Cover		Min. Bend Radius (In.)	Hose Wt. (Lbs./Ft.)	Temp (°F)		Hose Categories	Catalog Page No.
					Type	Color	Oil Resistance	Type	Color/Stripe			Min.	Max.		
<b>6</b>	Super-Vac	60	30.0	6.67	C	Blk	Med.	D	Blk/Blu	18.0	4.37	-40°F	+150°F	Petroleum Transfer	90
	Barracuda	100	30.0	6.68	P	Blk	—	P	Blk	28.0	3.94	-40°F	+180°F	Water	110
	Shark	100	25.0	6.65	P	Blk	—	D	Blk/Grn	30.0	4.84	-40°F	+180°F	Water	109
	Colt	125	30.0	6.78	P	Blk	—	P	Yel/Grn	24.0	4.95	-40°F	+250°F	Acid Chemical	15
	Dolphin	125	—	6.38	P	Blk	—	P	Blk/Grn	—	2.09	-40°F	+180°F	Water	113
	Food Master Lite	150	30.0	6.74	C <sub>2</sub>	Wht	—	C <sub>2</sub>	Wht/Bur	36.0	5.60	-40°F	+230°F	Food & Beverage	45
	Longhorn - CC	150	30.0	6.87	C	Blk	High	A	Blk/Red	17.0	5.91	-40°F	+180°F	Petroleum Transfer	86
	Marlin	150	—	6.40	P	Blk	—	D	Blk/Grn	72.0	2.32	-40°F	+180°F	Water	112
	Marlin	150	—	6.49	P	Blk	—	D	Blk/Grn	72.0	2.96	-40°F	+180°F	Water	112
	Sani-Pure	150	—	6.64	C <sub>2</sub>	Wht	—	C <sub>2</sub>	Wht/Bur	72.0	4.10	-40°F	+230°F	Food & Beverage	46
	Steelhead	150	—	6.51	D	Blk	—	D	Blk/Grn	72.0	2.84	-40°F	+150°F	Water	111
Sea Horse HW	200	30.0	7.07	C	Blk	High	A	Blk/Red	36.0	7.95	-40°F	+180°F	Petroleum Transfer	92	
<b>6-5/8</b>	609W-2	20	—	7.10	D <sub>3</sub>	Blk	—	D	Blk/Gry	72.0	2.73	-40°F	+150°F	Material Handling	71
<b>8</b>	MF 400	25	28.0	9.10	C/D	Blk	Med.	—	—	16.0	5.77	-30°F	+140°F	Material Handling	77
	MF 500	45	—	8.16	G	Blu	—	—	—	—	1.27	+25°F	+120°F	Water	114
	Barracuda	100	30.0	9.00	P	Blk	—	P	Blk	40.0	8.81	-32°F	+200°F	Water	110
<b>10</b>	Barracuda	100	30.0	11.27	P	Blk	—	P	Blk	50.0	15.80	-32°F	+200°F	Water	110
<b>12</b>	Barracuda	100	30.0	13.27	P	Blk	—	P	Blk	60.0	18.63	-32°F	+200°F	Water	110





## Chemical Resistance Table

The Chemical Resistance Table was compiled for use as a guide in selecting the most satisfactory hose tube and cover stocks for specific chemical applications. The data included are the best available to us at this time and will be revised as additional test information is obtained. It is always advisable to test rubber stocks under actual application conditions whenever possible.

We recognize that much of the material contained in this resistance table must be, to a degree, general in nature. Factors such as method of compounding, temperature, chemical concentrations, conditions of exposure, etc., can appreciably affect polymer behavior.

For certain applications, hoses designed for these applications must be used; therefore, the choice of tube stocks is restricted. These applications are:

- Steam** — Hose from the Steam Hose line
- Edible Products** — FDA, 3A, USDA
- Concentrated Chemicals** — Hose from the Acid-Chemical Hose line
- L.P Gas** — LP Gas Hose only
- Gasoline and Petroleum Products** — Hoses from the Petroleum Transfer Hose line
- Hydraulic** — Hoses from Hydraulic Products Catalog

The nature of certain chemicals is such that Gates cannot offer a suitable hose to handle them.

Many of the common chemicals are included in the Chemical Resistance Table. If they are not listed, please contact Hose/Connectors Product Application, Denver.

**NOTE: Before using a Gates hose to convey a chemical not listed in this Chemical Resistance Table, contact Denver Product Application for a recommendation. Phone (303) 744-5070.**

## Hose Selection Procedure:

- |   |   |
|---|---|
| <p>1. Identify the...<br/><b>Size of Hose</b> required.<br/><b>Temperature</b> of material being conveyed and environmental temperature.<br/><b>Application</b> conditions/requirements such as vibration, flexing, abrasion.<br/><b>Material</b> Being Conveyed<br/><b>Pressure</b> of operation and maximum obtainable in the system including "spikes" and pump/valve ratings.</p> | <p>3. with a <b>1</b> or <b>2</b> rating. For continuous contact applications make note of tube materials with a 1 rating only.</p> <p>4. Use the Industrial Hose Catalog, Industrial Hose Finder, or Hydraulic Hose Catalog to select hoses that have satisfactory working pressure ratings.</p> <p>5. Verify maximum and minimum operating temperatures.</p> <p>6. Select the hose that has the best chemical resistance rating (<b>i.e.</b> <b>1</b> is Preferred, <b>2</b> is Acceptable).</p> <p>7. Select the proper coupling for the hose chosen from the Industrial Hose/List Price Catalog</p> |
| <p>2. Locate the material being conveyed in the chemical resistance chart and identify potential tube materials: For intermittent contact or transfer service, make note of all tube materials</p>  |   |

**NOTE: For Gates Acid/Chemical Hose, permanent style Couplings must be used for service temperatures above 125°F (52°C).**

Due to continual product improvements, Gates reserves the right to alter specs and prices without prior notice.



---

## LISTING OF GATES HOSE STOCK TYPES

---

Stock Type	Composition
A	Polychloroprene (Neoprene)
A <sub>2</sub>	Similar to Type A except it is white and is used primarily for edible products
B <sub>1</sub> B <sub>2</sub>	Proprietary for special applications. Contact Denver Hose Product Application
C	Acrylonitrile Butadiene (NBR)
C <sub>2</sub>	A blend of Type C and plastic. Used primarily as hose cover material
C <sub>3</sub>	Modification to Nitrile tube
C <sub>4</sub>	Modification of Nitrile with excellent abrasion, tearing and gouging resistance (cover)
D	Natural Rubber (NR) and Styrene Butadiene (SBR)
D <sub>2</sub>	Similar to Type D, except it is white and compounded to handle food products
D <sub>3</sub>	Natural Rubber
G	PolyVinyl Chloride (PVC)
G <sub>1</sub>	Modified PVC
H	Isobutylene and Isoprene (Butyl)
J	Chlorinated Polyethylene (CPE)
K	Specially compounded Cross-Linked Polyethylene (Gatron™)
L	Ultra High Molecular Weight Polyethylene Ethylene (UHMWPE)
M	Chlorosulfonated Polyethylene (Hypalon®)
MQ	Silicone Rubber
P	Ethylene, Propylene Diene (EPDM)
P <sub>2</sub>	Special for Steam Hose applications
S	Specially Compounded Material (Sanitron™)
T	Fluorinated Polyethylene (Teflon® or Neoflon®)
U	Urethane
V	Fluorocarbon (FKM)
Z	Polyamide Resins (Nylon)

---

Due to continual product improvements, Gates reserves the right to alter specs and prices without prior notice.





**CHARACTERISTICS AND RESISTANCE INFORMATION FOR HOSE TUBE AND COVER COMPOUNDS**

These ratings are for normal or usual range of the specified compounds.  
Many are also modified to meet the needs of specific applications.  
See notes below.

GATES TYPE	A	C	D	G	H	J	K	L	M	P	T	U	V	Z
Elastomer	Poly Chloroprene	Acrylonitrile Butadiene	Natural Rubber or Styrene Butadiene	Polyvinyl Chloride (plasticized)	Isobutylene and Isoprene	Chlorinated Polyethylene	Cross Linked Polyethylene	Ultra High Molecular Weight Polyethylene	Chloro-sulfonated Polyethylene	Ethylene Propylene Diene	Fluorinated Polyethylene	Polyurethane	Fluoro-Carbon Fluoro-elastomer	Polyamide Resins
Common Name or Trade Name	Neoprene	Buna-N Nitrile	Gum Rubber, Buna-S	PVC	Butyl	CPE	Gatlon™	UHMWPE	Hypalon®	EPDM	Neoflon® or Teflon® FEP	Urethane	FKM Viton® Fluorel®	Nylon
ASTM	CR	NBR	NR or SBR	—	IIR	GM	XLPE	UHPE	GSM	EPDM	Very Good	EU	FKM	PA
Physical Strength	Good	Good	Excellent	Fair to Good	Fair to Good	Good	Good	Very Good	Good to Excellent	Good	Very Good	Excellent	Good	Good
RESISTANCE TO:														
Abrasion	Good to Excellent	Fair to Good	Excellent	Good to Excellent	Fair to Good	Good	Good	Excellent	Good to Excellent	Good	Excellent	Excellent	Good to Excellent	Good to Excellent
Weather/Ozone	Good to Excellent	Poor	Poor to Fair	Excellent	Excellent	Good	Excellent	Good	Excellent	Excellent	Excellent	Fair to Good	Excellent	Excellent
Gas Permeation	Good	Good to Excellent	Good	Good	Excellent	Good	Good	Excellent	Good to Excellent	Fair to Good	Excellent	Fair to Good	Good	Excellent
Petroleum Oils	Excellent	Excellent	Poor	Good to Excellent	Poor	Good	Excellent	Excellent	Good to Excellent	Poor	Excellent	Good	Excellent	Excellent
Gasolines	Fair to Good	Excellent	Poor	Fair	Poor	Good	Excellent	Excellent	Fair	Poor	Excellent	Fair	Excellent	Excellent
High Temperatures	Good	Good to Excellent	Fair	Poor	Excellent	Excellent	Good	Fair	Good to Excellent	Excellent	Excellent	Fair	Excellent	Good
Low Temperatures	Fair to Good	Fair to Good	Good	Poor	Good	Good	Fair to Good	Fair	Fair	Fair to Good	Good	Excellent	Good	Excellent

A<sub>2</sub> White food grade Neoprene, complies with FDA (tube)  
 B<sub>1</sub> B<sub>2</sub> Proprietary for special applications. Contact Denver Hose Product Application  
 C<sub>2</sub> Modification of Nitrile with increased ozone resistance (tube and cover)  
 C<sub>3</sub> Modification to Nitrile tube  
 C<sub>4</sub> Modification of Nitrile with excellent abrasion, tearing and gouging resistance (cover)  
 D<sub>2</sub> White food grade Natural Rubber, complies with FDA (tube)  
 D<sub>3</sub> Natural Rubber  
 G<sub>1</sub> Modified PVC  
 MQ Silicone Rubber  
 P<sub>2</sub> Special for Steam Hose applications



## Gates Chemical Rating System

**NOTE:** Ratings are for the effect on the **polymer only**.

**"1" Preferred: Constant Contact** — This chemical is expected to have minor or no effect on the Polymer. Hose approved for continuous contact. Environmental changes such as temperature, concentration, etc., may promote increased degradation.

**"2" Acceptable: Intermittent Contact** — This polymer should give reasonably satisfactory service. Due to the nature of this chemical, and under prolonged continuous exposure, the rubber may show minor to moderate deterioration and/or solution discoloration. Hose in-tended for transfer service only. Environmental changes such as temperature, concentration, etc., may promote increased degradation.

**"X" Not Recommended** — The polymer is unsatisfactory for this chemical and should not be used.

**"-" (Dash)** — Insufficient or no data available for this material. Testing is advised.

**NOTE 1.** The above ratings as applied to the Chemical Resistance Table are intended as guides only. They are compiled from the best data available to us. Ratings shown in the table are based on 100% concentrated or saturated solutions, unless otherwise noted, and up to 100 F (+38°C), unless otherwise stated.

**NOTE 2.** If unusual conditions exist, a polymer test in the fluid is suggested.

**NOTE 3.** Where a chemical listed in the Resistance Table is soluble in a solvent other than water, the solvent should also be checked for its suitability with the polymer.

**NOTE 4.** Discoloration of fluids conveyed in the hose. There are no generally accepted standard tests for measuring or rating discoloration of fluids passing through a hose. The amount of discoloration that can be tolerated is usually established by the user on the basis of application. Obviously, products such as paint must be conveyed through a hose that has very good

non-discoloring characteristics. If the product is not visually affected, then the hose is satisfactory. For some products, the discoloration may be objectionable from a visual standpoint. Also, the concentration of the particles causing the discoloration may be objectionable if they affect the final use of the product.

Some of the more common methods of checking discoloration are:

1. Allowing the fluid to remain in a sample piece of hose for a specific period and expected operating temperature, then inspecting visually for discoloration.
2. Testing fluid as in No.1 above and then passing it through filter paper to check foreign content.
3. A more refined test can be made with a spectrophotometer. This instrument measures light transmission through the fluid before and after immersion tests with rubber stocks. This gives a relative rating expressed in percent, the original fluid being rated at 100%.

If discoloration of the product becomes a serious problem for a specific application, contact Denver Product Application for a recommendation. Phone (303) 744-5070.

**NOTE 5.** Fluid permeation through the tube wall needs to be considered. A tube material may show no sign of degradation, however hose failure can occur if material permeates through the tube to degrade adhesive layers or reinforcement.

**Hose Coupling Material** — Gates recommends hose couplings made of six materials: Iron or Carbon Steel, 304SS, 316SS, Aluminum, Brass and Polypropylene. The Chemical Resistance Table includes columns showing the suitability of a specific coupling material for the chemicals listed. In most instances, at least one coupling material is rated for each chemical. For certain chemicals, other metallic alloys or plastics than those shown in the table are required. These are generally available from coupling manufacturers, but are not stocked by Gates.



Note: For Explanation of Ratings, Refer to Page 155

39496-000  
 July 1, 2006  
 Supersedes 39496-000  
 January 17, 2005

# Industrial Hose

# Chemical Resistance Table

Contact Denver Product Application for recommendations for chemicals not listed. <b>Phone (303) 744-5070</b>  <b>1 = Preferred - Constant Contact</b> <b>2 = Acceptable - Intermittent Contact</b> <b>X = Not Recommended</b> <b>- = No Data</b>  <b>NOTE: Ratings are for the affect on the polymer only!</b>		Gates Hose / Polymers														Couplings / Adapters														
		Stallion <sup>®</sup>		Mustang <sup>®</sup>		Renegade <sup>™</sup>		Food & Bev. Mstr.																						
		T	K	L	S	P	C	D	D	A	H	V	M	J	Z	G	Iron/Carbon Steel		Stainless Steel 304		Stainless Steel 316		Aluminum		Brass		Polypropylene			
		Teflon <sup>®</sup> /Neoflon <sup>®</sup>		Gatlon <sup>™</sup>		UHMWPE <sup>™</sup>		Sanitron <sup>™</sup>		EPDM		NBR		SBR		NR		Neoprene		Butyl		Fluorocarbon		Hypalon <sup>®</sup>		CPE		Nylon		PVC
Chemical		Form (at room temperature unless otherwise stated)																												
<b>A</b>																														
Absorption Oil		Liquid		1	2	2	X	X	1	X	X	2	X	1	2	1	1	-	-	-	-	-	-	-	1	-				
Acetal		Colorless Liquid		1	1	1	1	1	-	-	-	-	1	X	-	1	-	-	-	-	-	-	-	-	1	-				
Acetaldehyde		Colorless Liquid		1	1	1	1	1	X	2	2	X	1	X	X	1	2	X	1	1	1	1	1	1	1	1	1			
Acetamide		Liquid above 176°F(80°C)		1	1	2	1	2	2	X	X	2	2	X	-	1	-	-	-	2	-	1	X	-	-	-	-			
Acetic Acid (40% or less)		Clear Colorless Liquid		1	1	1	1	1	X	2	X	2	1	X	2	1	-	-	X	2	2	2	X	2	2	X	2			
Acetic Acid (56% or less)		Clear Colorless Liquid		1	1	1	1	1	X	2	X	2	1	X	2	1	X	2	X	2	2	X	2	2	X	2	X			
Acetic Acid (85% or less)		Clear Colorless Liquid		1	1	1	X	2	X	2	X	X	X	X	X	X	X	X	X	X	X	X	X	X	X	X	X			
Acetic Acid (Glacial - 99.4%)		Clear Colorless Liquid		1	1	X	X	X	X	2	X	X	X	X	X	1	X	X	-	2	2	-	-	X	-	-	-			
Acetic Acid, Anhydride		Clear Colorless Liquid		1	-	X	-	-	X	X	X	X	2	-	2	1	X	X	-	2	2	-	-	X	-	-	-			
Acetic Anhydride (Acetic Oxide)		Colorless Liquid		1	1	1	1	1	X	X	X	-	2	X	2	1	X	X	X	2	2	2	X	X	2	X	X			
Acetic Ether (Ethyl Acetate)		Colorless Liquid		1	1	1	2	2	X	X	X	X	2	X	X	2	1	X	X	1	1	1	1	1	1	2				
Acetic Oxide (Acetic Anhydride)		Colorless Liquid		1	1	1	1	1	-	X	X	-	2	X	2	1	X	X	X	2	2	2	X	X	2	X	X			
Acetone (Dimethylketone)		Colorless Liquid		1	1	X	1	2	X	X	X	X	2	X	X	1	1	X	1	1	1	1	1	1	1	2				
Acetone Cyanohydrin		Colorless Liquid		1	1	2	2	2	-	X	X	-	2	-	-	2	-	-	-	-	-	-	-	-	-	-	-			
Acetonitrile (Methyl Cyanide)		Colorless Liquid		1	1	2	1	X	X	2	2	2	2	-	2	1	-	1	-	-	-	-	-	-	-	-	-			
Acetophenone		Colorless Liquid		1	2	2	2	1	X	X	X	X	1	X	-	-	-	-	-	-	-	-	-	-	-	2				
Acetyl Chloride		Colorless Liquid		1	-	-	-	-	-	-	-	-	-	1	-	-	-	-	-	-	-	-	-	-	-	-	-			
Acetyl Oxide (Acetic Anhydride)		Colorless Liquid		1	1	1	1	1	X	X	X	-	2	X	2	1	X	X	X	2	2	2	X	X	2	X	X			
Acetyl-P-Toluidine (In Ether or Alcohols)		In Alcohol or Ether		1	1	1	1	1	-	X	X	-	2	X	-	1	-	-	-	-	-	-	-	-	-	-	-			
Acetylene		Gas		<b>NO HOSE AVAILABLE</b>																										
Acetylene Dichloride (Dichloroethylene)		Colorless Liquid		1	X	X	X	X	-	X	X	-	X	1	-	X	1	X	-	-	-	-	-	-	-	-	X			
Acetylene Tetrachloride (Tetrachloroethane)		Colorless Liquid		1	X	X	X	X	-	X	X	-	X	1	-	X	1	X	-	-	-	-	-	-	-	-	-			
Acrolein (Hydroquinone Inhibited)		Colorless to Yellow Liquid		1	1	1	2	X	-	-	-	-	2	X	-	-	-	-	-	-	-	-	-	-	-	-	-			
Acrylamide		Colorless Crystals		1	1	2	2	-	-	-	-	-	1	-	-	-	-	-	-	-	-	-	-	-	-	-	-			
Acrylates (HEA or HPA)		Colorless Liquid		1	1	1	1	X	-	-	-	-	-	1	-	1	-	-	-	-	-	-	-	-	-	-	-			
Acrylic Acid		Colorless Liquid		1	1	1	1	-	-	-	-	-	-	1	-	-	-	-	-	-	-	-	-	-	-	-	-			
Acrylic Acid (Glacial 97%)		Colorless Liquid		1	1	1	X	X	X	X	X	X	X	1	X	X	X	X	X	X	X	X	X	X	X	X	X			
Acrylic Emulsion		Liquid		1	1	1	X	X	-	-	-	-	-	1	-	-	-	-	-	-	-	-	-	-	-	-	-			
Acrylonitrile		Colorless Liquid		1	2	2	1	X	X	2	2	X	X	X	X	1	-	1	1	1	1	1	1	1	1	1	1			
Adipic Acid (70°F)		White Crystals		1	1	X	1	1	X	X	1	X	-	1	-	-	X	X	-	-	-	-	-	-	-	-	-			
Aeroshell 7A, 17 Grease		Liquid		1	-	-	-	-	1	-	-	2	-	-	-	-	-	-	-	-	-	-	-	-	-	-	-			
Air, 212°F (100°C)		Colorless Gas		1	1	2	1	1	1	2	X	1	1	1	1	1	X	2	1	1	1	1	1	1	1	1	-			
Air, 257°F (125°C)		Colorless Gas		1	1	X	1	1	X	X	X	2	1	1	1	1	X	X	-	-	-	-	-	-	-	-	-			
Air, 300°F (149°C)		Colorless Gas		1	1	X	1	1	X	X	X	X	1	1	X	X	X	X	-	-	-	-	-	-	-	-	-			
Air, Ambient		Colorless Gas		1	1	1	1	1	1	1	1	1	1	1	1	1	1	1	1	1	1	1	1	1	1	1	1			
Aircraft Hyd. Oil AA		Liquid		1	1	-	-	X	1	-	-	-	X	-	-	-	-	-	-	-	-	-	-	-	-	-	-			
Alachlor (Lasso)		Colorless Crystals		1	1	-	-	-	-	-	1	-	-	-	-	-	-	-	-	-	-	-	-	-	-	-	-			
Alkaline Liquid (NOS)		In Water Solutions		1	1	1	1	1	-	-	-	-	1	2	-	1	-	-	-	-	-	-	-	-	-	-	-			
Alkylaryl Polyether Alcohol		-		1	1	1	-	-	-	-	-	-	-	1	-	1	-	-	-	-	-	-	-	-	-	-	-			
Alkyd Resin (Thermosetting Polymer)		Varies		1	1	-	-	-	-	-	-	-	-	-	-	-	-	-	-	-	-	-	-	-	-	-	-			
Alkylaryl Sulfonate (Alkylbenzene Sulfonate)		Powder		1	1	1	-	-	1	-	1	-	-	1	X	1	-	-	-	-	-	-	-	-	-	-	-			
Allomalaic Acid (Fumaric Acid) Solution		Liquid		1	1	-	-	2	1	2	2	-	-	1	-	-	-	X	-	-	-	-	-	-	-	-	-			
Allyl Alcohol		Colorless Liquid		1	1	1	1	1	1	-	1	1	1	1	1	1	X	X	-	-	-	-	-	-	-	-	-			
Allyl Bromide		Colorless to Yellow Liquid		1	-	-	-	-	-	-	-	-	-	-	-	-	-	-	-	-	-	-	-	-	-	-	-			
Allyl Chloride		Colorless Liquid		1	1	X	X	X	X	X	X	X	X	1	-	2	1	X	-	1	1	-	-	-	-	-	-			
Alpha Methylstyrene		Colorless Liquid		1	2	2	X	X	X	X	X	X	X	1	-	X	1	X	-	-	-	-	-	-	-	-	-			
Alpha Olefin Sulfonate		Powder		-	-	-	-	-	-	-	1	-	-	-	-	-	-	-	-	-	-	-	-	-	-	-	-			
Alpha Picoline		Colorless Liquid		1	1	-	-	-	-	-	-	-	-	-	-	-	-	-	-	-	-	-	-	-	-	-	-			
Alum (Aluminum Sulphate or Other)		White Crystals		1	1	-	1	1	1	-	1	1	-	-	-	-	-	-	-	-	-	-	-	X	X	2	X	X	1	
Alum, Potash (Aluminum Potassium Sulfate)		White Crystals		1	-	-	-	-	-	-	1	-	-	-	-	-	-	-	-	-	-	-	-	-	X	2	2	X	X	1





Note: For Explanation of Ratings, Refer to Page 155

39496-000  
July 1, 2006  
Supersedes 39496-000  
January 17, 2005

# Industrial Hose

# Chemical Resistance Table

Chemical	Form (at room temperature unless otherwise stated)	Gates Hose / Polymers														Couplings / Adapters												
		Stallion® Mustang® Renegade™			Food & Bev. Mstr.																							
		T	K	L	S	P	C	D	D	A	H	V	M	J	Z	G	Iron/Carbon Steel		Stainless Steel 304		Stainless Steel 316		Aluminum		Brass		Polypropylene	
		Teflon® Gatron™ UHMWPE	Sanitron™ EPDM NBR	SBR NR	Neoprene	Butyl	Fluorocarbon	Hypalon®	CPE	Nylon	PVC	Iron/Carbon Steel		Stainless Steel 304		Stainless Steel 316		Aluminum		Brass		Polypropylene						
Amyl Acetate (Banana or Pearl Oil)	Colorless Liquid	1	1	1	-	2	X	X	X	X	2	X	X	X	1	X	X	1	1	X	1	1	X	1	X			
Amyl Alcohol	Colorless Liquid	1	2	2	2	2	2	2	2	2	2	1	2	1	1	2	1	1	1	1	1	1	1	1	1			
Amyl Chloride (Chloropentane)	Colorless Liquid	1	-	-	-	-	-	-	-	-	-	-	-	-	-	X	-	1	1	-	1	1	-	-	X			
Amyl Chlorides (mixed)	Straw to Purple Liquid	1	2	2	X	X	X	X	X	X	X	1	X	2	1	X	-	1	1	-	-	-	-	-	X			
Amyl Chloronaphthalene	-	1	1	2	X	X	X	X	X	X	X	1	X	X	1	-	-	1	1	-	-	-	-	-	-			
Amyl Naphthalene	-	1	1	-	-	X	X	X	X	X	X	1	X	X	-	-	-	1	1	-	-	-	-	-	-			
Amyl Phenol	Clear Straw Colored Liquid	1	2	-	-	-	-	-	-	-	-	-	-	-	-	-	-	1	1	-	-	-	-	-	-			
Amylamine	Colorless Liquid	1	X	-	-	X	2	-	X	X	X	X	X	-	-	-	-	-	-	-	-	-	-	-	-			
Amylbenzene (sec amylbenzene)	Clear Liquid	1	2	2	X	X	2	X	X	2	X	1	-	-	-	-	-	-	-	-	-	-	-	-	-			
Anethole (anise camphor)	White Crystals/Liquid > 73°F(23°C)	1	2	-	-	-	X	X	X	X	X	1	X	X	X	-	-	2	1	1	2	X	1	2	1			
Anhydrous Ammonia (R 717)	Gas or Liquid	<b>NO HOSE AVAILABLE</b>														-	-	-	-	-	-	-	-	-				
Aniline	Colorless Oily Liquid	1	2	X	1	2	X	X	X	X	2	1	X	2	X	-	2	1	1	2	X	1	-	-	-			
Aniline Dyes	-	1	1	-	1	2	X	X	X	X	2	2	X	2	-	-	X	1	1	-	-	2	-	-	-			
Aniline Hydrochloride	White Crystals	1	1	-	-	2	2	2	2	X	2	-	-	-	-	-	-	X	X	-	X	2	-	-	-			
Aniline Oil (Aniline)	Colorless Oily Liquid	1	2	X	1	2	X	X	X	X	2	1	X	2	X	-	2	1	1	2	X	1	-	-	-			
Animal Fat (Lard)	White Solid/Liquid > 108°F(42°C)	1	1	1	X	X	1	X	X	2	X	1	X	1	1	-	1	1	1	1	X	-	-	-	-			
Animal Gelatin	-	1	-	1	-	-	1	-	-	1	-	-	-	-	-	1	-	1	1	-	-	-	-	-	-			
Animal Grease, Inedible, Liquid	Liquid	1	-	-	-	X	1	-	X	2	X	1	2	-	-	-	-	-	-	-	-	-	-	-	-			
Animal Oils	Solid to Liquid	1	-	-	2	-	1	-	2	-	-	-	-	1	1	1	1	1	1	1	1	-	-	-	-			
Ant Oil (Furfural)	Colorless to Reddish Brown Liquid	1	1	-	2	X	X	X	X	2	X	2	2	1	-	X	2	1	1	1	1	2	1	1	2			
Antifreeze (Glycol Base)	Liquid	1	1	2	1	1	1	1	1	1	1	1	1	1	1	1	1	1	1	1	1	1	1	1	1			
Antimony Chloride (50%)	White Powder	1	1	1	-	-	-	-	-	-	2	1	-	-	1	1	X	X	X	-	-	1	-	-	-			
Antimony Pentachloride	Reddish-yellow Liquid	1	1	1	-	-	-	-	-	-	-	1	-	-	-	-	-	-	-	-	-	-	-	-	-			
Antimony Salts	White Crystal	1	1	-	-	1	2	-	-	-	1	1	-	-	-	1	-	-	-	-	-	-	-	-	-			
Aqua Ammonia (Ammonium Hydroxide) (30%)	Colorless Liquid	1	1	1	1	1	2	2	2	2	2	2	1	1	X	X	2	1	1	-	X	1	-	X	1			
Aqua Regia (Nitrohydrochloric Acid)	Fuming Yellow Liquid	1	2	X	X	X	X	X	X	X	X	1	X	2	X	X	-	X	X	-	-	X	-	-	X			
Argon, Compressed	Colorless Gas	1	1	1	1	1	1	1	1	1	1	1	1	1	1	1	-	-	-	-	-	-	-	-	-			
Aromatic Hydrocarbons	Typically Colorless Liquids	1	2	2	X	X	2	X	X	X	X	1	X	X	1	X	1	1	1	2	2	-	-	-	-			
Arsenic Acid	In Water	1	1	1	2	2	-	X	X	-	2	1	-	1	-	-	2	-	1	2	-	2	-	-	-			
Arsenic Trioxide	In Acid	1	1	1	2	X	2	X	X	2	X	1	X	-	-	1	-	-	-	-	-	-	-	-	-			
Askarel (Transformer Oil)	Varies	1	2	2	X	X	X	X	X	X	X	1	X	1	1	X	1	1	1	-	1	2	-	-	-			
Asphalt	Varies	1	2	X	X	X	2	X	X	-	X	1	-	-	X	X	1	1	1	-	1	-	-	-	-			
Asphalt (Blown)	Black Solid	-	-	X	-	-	-	1	-	-	-	-	-	-	-	-	-	-	-	-	-	-	-	-	-			
Asphalt (Cut Back)	Black Liquid	1	X	X	X	X	2	X	X	2	X	1	X	X	2	X	1	1	1	-	1	-	-	-	-			
Asphalt Emulsion	Black Liquid	-	-	X	-	-	-	-	-	-	-	-	-	-	-	-	-	-	-	-	-	-	-	-	-			
Asphalt Paint	Black Liquid	1	2	X	X	X	2	X	X	-	X	1	X	-	2	X	-	-	-	-	-	-	-	-	-			
Asphaltene	In Carbon Disulfide	1	2	X	X	X	2	X	X	2	X	1	X	X	1	-	-	-	-	-	-	-	-	-	-			
ASTM Oil No. 1	Brown Liquid	1	1	1	2	X	1	X	X	1	X	1	2	1	1	2	1	1	1	1	1	2	-	-	-			
ASTM Oil No. 2	Brown Liquid	1	1	1	X	X	1	X	X	2	X	1	2	1	1	X	1	1	1	1	1	X	-	-	-			
ASTM Oil No. 3	Brown Liquid	1	1	1	X	X	1	X	X	X	X	1	X	1	1	X	1	1	1	1	1	X	-	-	-			
ASTM Reference Fuel A	Liquid	1	1	1	2	X	1	X	X	1	X	1	1	1	1	2	1	1	1	1	1	X	-	-	-			
ASTM Reference Fuel B	Liquid	1	2	1	X	X	1	X	X	2	X	1	X	2	1	X	1	1	1	1	1	X	-	-	-			
ASTM Reference Fuel C	Liquid	1	2	2	X	X	2	X	X	X	X	1	X	2	1	X	1	1	1	-	1	X	-	-	-			
ATF (Automatic Transmission Oil)	Liquid	1	1	1	X	X	1	-	-	-	X	1	-	1	-	-	-	-	-	-	-	-	-	-	-			
<b>B</b>																												
Baltic Types 100, 150, 200, 300, 500	Liquid	1	1	-	-	X	1	-	-	-	X	-	-	-	-	2	-	-	-	-	-	2	-	-	-			
Banvel (Ag Spray, Concentrated)	Liquid	1	1	-	-	-	-	-	-	-	-	-	-	-	1	-	-	-	1	-	-	-	-	-	-			
Bardol B	Dark colored Liquid	1	1	-	-	X	X	X	X	X	X	2	X	-	-	-	1	1	1	-	-	-	-	-	-			
Barite (Natural Barium Sulfate)	White to Yellowish Powder	-	-	-	-	-	-	-	1	-	-	-	-	-	-	-	1	1	1	-	2	1	-	-	-			





Note: For Explanation of Ratings, Refer to Page 155

39496-000  
July 1, 2006  
Supersedes 39496-000  
January 17, 2005

# Industrial Hose

# Chemical Resistance Table

Contact Denver Product Application for recommendations for chemicals not listed. Phone (303) 744-5070  1 = Preferred - Constant Contact 2 = Acceptable - Intermittent Contact X = Not Recommended - = No Data  <b>NOTE: Ratings are for the affect on the <i>polymer only!</i></b>	<b>Form</b> (at room temperature unless otherwise stated)	<b>Gates Hose / Polymers</b>																<b>Couplings / Adapters</b>					
		Stallion® Mustang® Renegade™ Food & Bev. Mstr.	T	K	L	S	P	C	D	D	A	H	V	M	J	Z	G	Iron/Carbon Steel	Stainless Steel 304	Stainless Steel 316	Aluminum	Brass	Polypropylene
		Chemical	Form	EPDM	NBR	SBR	NR	Neoprene	Butyl	Fluorocarbon	Hypalon®	CPE	Nylon	PVC	Iron/Carbon Steel	Stainless Steel 304	Stainless Steel 316	Aluminum	Brass	Polypropylene			
Barium Carbonate	White Powder	1	1	-	-	X	1	X	1	1	X	1	X	X	-	1	2	1	1	-	1	1	
Barium Chloride	Colorless Crystals	1	1	1	1	1	1	1	1	1	1	1	1	1	1	1	X	1	1	-	2	1	
Barium Hydroxide	White Powder	1	1	1	-	1	1	X	1	1	1	-	1	1	-	X	2	1	1	-	-	1	
Barium Sulfate	White to Yellowish Powder	-	-	-	-	-	-	-	1	-	-	-	-	-	-	-	1	1	1	-	2	1	
Barium Sulfide	Yellowish Green to Gray Powder	1	1	1	-	-	-	-	1	-	-	1	-	-	-	-	X	1	1	-	X	1	
Basic Copper Arsenate	Blue to Green Powder	1	1	-	-	-	-	2	1	-	-	1	2	-	-	1	1	1	1	-	-	-	
BBP (Butyl Benzyl Phthalate)	Clear Oily Liquid	1	-	-	-	-	X	-	X	-	1	X	X	-	-	-	-	-	-	-	-	-	
Beer	Yellow Liquid	-	-	-	1	-	-	-	-	-	-	-	-	-	-	-	-	-	-	-	-	-	
Beet Sugar Liquors	Colorless Solution	1	1	1	1	1	1	1	1	1	1	1	1	1	1	1	X	X	X	X	-	X	
Bellows 80-20 Hydraulic Oil	Liquid	1	1	-	-	X	1	-	-	-	X	-	-	-	-	2	-	-	-	-	-	X	
Benzaldehyde (Benzoic Aldehyde)	Colorless to Yellow Liquid	1	1	1	2	2	X	X	X	X	2	X	X	2	2	X	1	-	-	1	-	1	
Benzene (Benzol)	Colorless to Yellow Liquid	1	2	X	X	X	X	X	X	X	X	1	X	X	1	X	1	1	1	1	1	X	
Benzenesulfonic Acid	Liquid above 151°F (66°C)	1	1	1	-	-	-	X	X	X	2	1	2	-	-	X	X	-	2	X	-	1	
Benzidine	Paste	1	2	-	-	X	2	X	1	X	X	-	-	-	X	1	1	1	1	1	1	X	
Benzoic Acid	White Crystals	1	1	1	1	2	2	X	X	X	2	1	2	1	-	X	-	-	-	-	-	-	
Benzoic Aldehyde (Benzaldehyde)	Colorless to Yellow Liquid	1	1	1	2	2	X	X	X	X	2	X	X	2	2	X	1	-	-	1	-	1	
Benzol (Benzene)	Colorless to Yellow Liquid	1	2	X	X	X	X	X	X	X	X	1	X	X	1	X	1	1	1	1	1	X	
Benzophenone	White Powder	1	1	-	-	-	-	-	1	-	-	1	-	-	-	-	-	-	-	-	-	-	
Benzotrchloride	Colorless to Yellow Liquid	1	-	-	X	X	X	X	X	X	X	1	-	X	2	X	-	-	-	-	-	-	
Benzyl Acetate	Water White Liquid	1	2	2	-	-	-	-	-	-	-	-	-	-	-	-	-	-	-	-	-	-	
Benzyl Alcohol	Water White Liquid	1	1	1	1	2	X	X	X	X	1	1	X	1	X	1	-	-	-	-	-	-	
Benzyl Alcohol, Photo Inhibited	Water White Liquid	1	-	-	-	-	-	-	-	-	-	-	-	-	-	-	1	1	1	-	-	1	
Benzyl Benzoate	Water White Liquid	1	1	-	-	2	-	-	-	-	2	1	-	-	-	-	1	1	1	-	-	-	
Benzyl Chloride	Colorless Liquid	1	2	2	X	X	X	X	X	X	X	1	-	X	2	X	1	-	-	-	-	-	
Bicarbonate Of Soda	White Powder	-	-	-	-	-	-	-	1	-	-	-	-	-	-	-	-	-	-	-	-	-	
Bismuth Carbonate	White Powder	1	-	-	-	-	-	-	1	X	-	-	-	-	-	-	1	1	1	-	-	1	
Bisphenol A	White Flakes	-	-	-	-	-	-	-	1	-	-	-	-	-	-	-	-	-	-	-	-	-	
Bitumastic	Liquid	1	-	X	-	X	2	X	X	2	X	2	X	2	-	-	1	1	1	-	1	-	
Black Liquor (RXN Product Pulpwood+NaOH)	Black Alkaline Liquid	1	1	1	1	2	2	X	X	2	2	1	2	2	-	1	1	1	1	-	-	1	
Black Sulfate Liquor (See "Black Liquor")	Black Alkaline Liquid	1	1	1	1	2	2	X	X	2	2	1	2	2	-	1	1	1	1	-	-	1	
Blast Furnace Gas (Cooled)	Gas	1	1	-	-	-	X	X	X	X	X	1	X	-	-	X	1	1	1	-	1	-	
Bleach (Chlorinated Lime)	White Powder (35-37% Cl)	-	-	-	-	-	-	-	1	-	-	-	-	-	-	-	-	-	-	-	-	-	
Bleach Liquor (Calcium Hypochlorite/H <sub>2</sub> O)	Clear Solution	1	1	1	1	2	-	-	-	-	-	1	-	1	-	-	-	-	-	-	-	-	
Borax (Sodium Borate)	White Crystals	1	1	-	-	1	1	1	1	1	1	1	1	1	1	1	2	1	1	-	2	1	
Bordeaux Mixture (Slaked Lime & Copper Sulfate)	In Water	1	1	1	1	1	1	2	2	2	1	1	-	-	-	1	-	1	1	-	-	-	
Boric Acid	White Powder or Colorless Scale	1	1	1	1	1	1	1	1	1	1	1	1	1	X	1	X	2	1	1	X	1	
Boric Oxide	Colorless Powder	1	-	-	-	-	-	-	1	-	-	-	-	-	-	-	-	-	-	-	-	-	
Brake Fluid (Petroleum Base)	Liquid	1	1	-	X	X	1	X	X	2	X	1	X	1	1	2	1	1	1	-	1	X	
Brake Fluid (Synthetic Base)	Liquid	1	1	-	1	1	X	X	X	X	1	X	X	1	-	2	1	1	1	-	1	-	
Brine (Salt)	Liquid	1	1	1	1	1	1	1	1	1	1	1	1	1	1	1	2	1	1	-	2	1	
Bromine	Dark Reddish Brown Liquid	1	-	-	X	X	X	-	-	X	-	1	-	-	X	X	1	1	1	1	1	-	
Bromobenzene	Colorless Liquid	1	-	-	X	X	-	X	X	-	X	1	-	-	X	-	-	-	-	-	-	-	
Bromochloroethane	Colorless Liquid	-	-	X	X	X	-	X	X	-	X	X	-	X	X	-	-	-	-	-	-	-	
Bromochloromethane (Chlorobromomethane)	Clear Liquid	1	2	X	X	X	X	X	X	X	X	X	X	X	X	X	1	1	1	-	1	X	
Bromotoluene	Clear Liquid	1	-	-	X	X	-	X	X	-	X	1	-	X	-	X	-	-	-	-	-	-	
Bubble Bath Compounds	Liquid	1	-	1	-	-	-	-	-	-	-	-	-	-	-	-	-	-	-	-	-	-	
Bunker Oil	Liquid	1	2	2	X	X	1	X	X	2	X	1	X	-	1	X	1	1	1	1	1	-	
Butadiene (1,3)	Gas	1	1	-	X	X	2	X	X	X	X	1	X	-	1	X	-	1	1	-	1	1	
Butanal (Butyraldehyde)	Water White Liquid	1	2	-	-	X	X	X	X	X	X	X	X	2	-	-	-	-	-	-	1	-	
Butandiol (Butylene Glycol)	Colorless Oily Liquid	1	1	2	-	-	-	-	-	-	-	1	-	-	X	-	-	-	-	-	-	-	
Butane (Gas)	Colorless Gas	<b>USE LPG HOSE ONLY</b>																-	-	-	-	-	-



Note: For Explanation of Ratings, Refer to Page 155

39496-000

July 1, 2006

Supersedes 39496-000

January 17, 2005

# Industrial Hose

# Chemical Resistance Table

Chemical	Form (at room temperature unless otherwise stated)	Gates Hose / Polymers														Couplings / Adapters						
		Stallion®		Mustang®		Renegade™		Food & Bev. Mstr.								Iron/Carbon Steel	Stainless Steel 304	Stainless Steel 316	Aluminum	Brass	Polypropylene	
		T	K	L	S	P	C	D	D	A	H	V	M	J	Z							G
		Teflon®/Neoflon®	Gatron™	UHMWPE™	Sanitron™	EPDM	NBR	SBR	NR	Neoprene	Butyl	Fluorocarbon	Hypalon®	CPE	Nylon							PVC
<b>USE LPG HOSE ONLY</b>																						
Butane (Liquid)	Liquid	1	1	1	1	1	1	1	1	2	1	1	2	1	1	1	1	1	1	1	1	
Butanol (Butyl Alcohol)	Colorless Liquid	-	-	-	2	-	-	-	-	-	-	-	-	2	-	-	-	-	-	-	-	
Butter	Yellow to white semi-Solid to Liquid	-	-	-	2	-	-	-	-	-	-	-	-	2	-	-	-	-	-	-	-	
Butter Oil (Use FDA Hose)	Yellow to white Liquid	1	-	-	2	-	-	X	X	2	-	-	-	-	-	-	-	1	1	1	1	
Butyric Acid	Colorless Liquid	1	1	1	1	2	-	2	2	X	2	1	X	1	X	-	-	-	-	-	-	
Butyl Carbitol (Diethylene Glycol Butyl Ether)	Colorless Liquid	1	1	-	2	2	2	X	X	2	2	1	-	1	-	-	1	1	1	1	1	
Butyl Cellosolve (EG Monobutyl Ether)	Colorless Liquid	1	1	-	1	1	-	-	-	-	-	-	-	1	-	1	-	-	-	-	-	
Butyl "Oxitol™" for EG Monobutyl Ether	Colorless Liquid	1	1	-	1	1	-	-	-	-	-	-	-	1	-	1	-	-	-	-	-	
Butyl Acetate	Colorless Liquid	1	2	2	1	X	X	X	X	X	2	X	X	2	1	1	2	1	1	1	1	
Butyl Acrylate	Colorless Liquid	1	-	-	-	-	-	-	-	-	-	X	-	-	-	-	-	-	-	-	-	
Butyl Alcohol (Butanol)	Colorless Liquid	1	1	1	1	1	1	1	1	2	1	1	2	1	1	1	1	1	1	1	1	
Butyl Aldehyde	Water White Liquid	1	-	-	-	2	X	-	-	X	-	X	X	-	-	-	-	-	-	-	-	
Butyl Benzyl Phthalate (BBP)	Clear Oily Liquid	1	-	-	-	-	X	-	X	-	1	X	X	-	-	-	-	-	-	-	-	
Butyl Chloride	Colorless Liquid	1	-	-	-	-	-	-	-	-	-	1	-	-	-	-	-	-	-	-	-	
Butyl Ether	Colorless Liquid	1	1	-	-	-	2	X	X	2	2	X	-	1	-	-	1	1	1	1	1	
Butyl Ethyl Ether (Ethyl-n-Butyl Ether)	Liquid	1	-	-	-	-	2	-	X	-	X	-	2	-	-	-	-	-	-	-	-	
Butyl Formate	Colorless Liquid	1	-	-	-	-	X	-	X	X	-	-	-	-	-	-	-	-	-	-	-	
Butyl Mercaptan (2-Methyl-2-Butanathiol)	Liquid	1	1	-	X	X	-	X	X	-	X	1	-	-	-	X	-	1	1	-	-	
Butyl Methacrylate	Colorless Liquid	1	-	-	2	-	-	-	-	-	-	-	-	-	-	-	-	-	-	-	-	
Butyl Stearate	Colorless Liquid	1	1	-	-	X	2	X	X	X	X	1	-	2	-	1	1	1	1	1	1	
Butylamine	Colorless Liquid	1	1	-	-	-	X	X	X	X	X	X	X	2	-	-	1	1	1	1	1	
Butylene Glycol (Butandiol)	Colorless Oily Liquid	1	1	2	-	-	-	-	-	-	-	1	-	-	X	-	-	-	-	-	-	
Butyraldehyde (Butanal)	Water White Liquid	1	2	-	-	X	X	X	X	X	X	X	X	2	-	-	-	-	-	1	-	
Butyric Acid	Colorless Liquid	1	1	1	1	1	-	-	-	-	1	1	X	1	1	1	X	1	1	1	2	
Butyric Anhydride	Water White Liquid	1	-	-	-	-	-	-	-	-	-	-	-	-	-	-	-	-	-	-	-	
<b>C</b>																						
Cadmium Acetate (Soluble in H <sub>2</sub> O & Alcohols)	In Water or Alcohol	1	-	-	-	-	X	-	X	-	1	X	-	-	-	-	-	-	-	-	-	
Cake Alum (Aluminum Sulfate)	White Crystals	1	1	-	1	1	1	-	1	1	-	-	-	-	-	-	X	X	2	X	X	
Cake Alum Solution (Al Sulphate up to 50%)	In Water	1	1	1	1	1	1	-	-	-	1	1	-	1	1	1	-	-	-	-	-	
Calcine Liquor (Radioactive Waste)	In Water Solution	1	1	-	-	1	1	-	-	-	1	1	-	-	-	-	1	1	1	2	-	
Calcium Acetate	Powder	1	1	-	-	1	X	2	2	X	1	X	X	1	-	-	1	1	1	1	1	
Calcium Aluminate (Soluble in Acids)	In Acid	1	-	-	-	-	1	-	1	1	1	1	1	-	-	-	-	-	-	-	-	
Calcium Aluminate (Tricalcium Aluminate)	Crystals or Powder	1	-	-	-	-	-	-	1	-	-	-	-	-	-	-	-	-	-	-	-	
Calcium Arsenate	In Dilute Acid	1	1	-	-	-	-	-	-	-	-	1	-	-	-	1	-	-	-	-	-	
Calcium Bisulfide (Calcium Hydrosulfide)	In Alcohol or Water	1	1	-	-	-	1	2	2	1	1	1	1	1	-	2	-	2	1	-	X	
Calcium Bisulfite (Calcium Hydrogen Sulfite)	Yellow Liquid	1	1	-	-	-	1	2	2	1	1	1	1	1	-	1	-	1	1	-	1	
Calcium Bromide Solution	In Water or Alcohol	1	1	1	1	-	-	-	-	-	-	1	-	-	-	-	-	-	-	-	-	
Calcium Carbonate	Solid White Powder	1	1	-	-	1	1	1	1	1	1	1	1	1	1	1	1	1	1	1	1	
Calcium Carbonate Slurry	Solid in H <sub>2</sub> O	1	-	-	-	1	1	1	1	1	1	1	1	-	-	-	-	-	-	-	-	
Calcium Chlorate	In Water or Alcohol	1	1	-	-	2	1	2	2	1	2	-	1	-	-	1	-	2	1	-	1	
Calcium Chloride, Dry	White solid	-	-	-	-	-	-	-	1	-	-	-	-	-	-	-	X	2	1	-	2	
Calcium Chloride, Liquid (Not For Food)	In Water or Alcohol	1	1	-	1	1	1	1	1	1	1	1	1	1	X	1	-	-	-	-	-	
Calcium Chloride, Liquid, Food Grade 33%	In Water	1	-	-	-	1	1	1	1	1	1	1	1	1	1	1	-	-	-	-	-	
Calcium Hydrogen Sulfite (Calcium Bisulfite)	Yellow Liquid	1	1	-	-	-	1	2	2	1	1	1	1	1	-	1	-	1	1	-	1	
Calcium Hydrosulfide (Calcium Bisulfide)	In Alcohol or Water	1	1	-	-	-	1	2	2	1	1	1	1	1	-	2	-	2	1	-	X	
Calcium Hydroxide (Hydrated or Slaked Lime)	Solid White Powder	1	1	-	1	-	2	1	1	1	1	X	1	1	-	X	X	X	1	-	2	
Calcium Hydroxide Solutions	In Glycerol or Acids	1	1	X	-	-	2	-	-	-	-	-	-	-	X	-	2	1	1	X	X	
Calcium Hypochlorite	Solid White Crystals	1	2	X	-	-	-	X	X	X	2	-	2	1	X	2	-	-	-	-	-	
Calcium Hypochlorite Solutions	In Water or Alcohol	1	1	X	-	-	-	X	X	X	2	-	2	1	-	1	-	X	2	X	X	



Note: For Explanation of Ratings, Refer to Page 155

39496-000  
July 1, 2006  
Supersedes 39496-000  
January 17, 2005

# Industrial Hose

# Chemical Resistance Table

Contact Denver Product Application for recommendations for chemicals not listed. Phone (303) 744-5070  1 = Preferred - Constant Contact 2 = Acceptable - Intermittent Contact X = Not Recommended - = No Data  <b>NOTE: Ratings are for the affect on the polymer only!</b>	<b>Form</b> (at room temperature unless otherwise stated)	<b>Gates Hose / Polymers</b>																<b>Couplings / Adapters</b>						
		Stallion®		Mustang®		Renegade™		Food & Bev. Mstr.										Iron/Carbon Steel	Stainless Steel 304	Stainless Steel 316	Aluminum	Brass	Polypropylene	
		T	K	L	S	P	C	D	D	A	H	V	M	J	Z	G								
		Teflon®/Neoflon™	Gatron™	UHMWPE	Sanitron™	EPDM	NBR	SBR	NR	Neoprene	Butyl	Fluorocarbon	Hypalon®	CPE	Nylon	PVC								
Calcium Metasilicate (Calcium Silicate)	White Powder	1	1	-	-	-	2	1	1	-	2	1	2	1	-	1	1	1	1	1	1	1	-	
Calcium Nitrate Solutions	In Water, Alcohol, or Acetone	1	1	-	-	1	1	1	1	1	1	1	1	1	1	1	1	1	1	1	1	1	1	
Calcium Oxide (Lime; quick, unslaked)	White to Gray Lumps	-	-	-	-	-	-	1	-	-	-	-	-	-	-	-	-	2	-	-	-	-		
Calcium Silicate (Calcium Metasilicate)	White Powder	1	1	-	-	-	2	1	-	2	1	-	2	1	2	1	-	1	1	1	1	1	-	
Calcium Stearate	White Powder	-	-	-	-	-	-	1	-	-	-	-	-	-	-	-	-	-	-	-	-	-		
Calcium Sulfate	White Powder or Crystals	1	1	-	-	1	1	-	1	1	1	-	1	1	1	1	-	1	1	1	-	1	1	
Calcium Sulfide	Yellow to Gray Powder	1	1	-	-	-	1	2	1	2	1	2	1	2	1	1	-	2	1	1	1	2	-	
Calcium Sulfite (Soluble In Sulfurous Acid)	In Acid	1	1	1	1	1	-	-	-	-	-	X	1	-	1	-	-	-	-	-	-	-	-	
Caliche Liquors (Sodium Nitrate)	In Water	1	1	-	-	-	1	2	2	-	1	-	1	-	-	-	-	1	1	-	-	-	-	
Camphene (Liquid above 115°F (46°C))	Liquid above 115°F (46°C)	1	-	-	X	X	-	-	-	-	-	-	1	X	-	-	-	-	-	-	-	-	-	
Cane Sugar Liquors	In Water	1	1	-	1	2	1	2	2	1	-	2	-	1	1	-	1	1	1	1	1	2	1	
Caproic Acid	Colorless or Yellow Liquid	1	1	1	1	2	-	-	-	-	-	-	1	-	-	-	-	-	-	-	-	-	-	
Caprolactam	White Flakes	-	-	-	-	-	-	-	1	-	-	-	-	-	-	-	-	-	-	-	-	-	-	
Caprolactam, Molten (above 156°F (69°C))	Liquid	-	-	-	-	-	-	-	-	-	-	-	-	-	-	X	-	-	-	-	-	-	-	
Caprylic Acid (Octanoic Acid)	Colorless, Oily Liquid	1	-	-	-	-	-	-	-	-	-	-	-	-	-	1	-	-	-	-	-	-	-	
Carbamates	Crystals	1	1	-	-	X	X	X	X	X	X	2	X	-	-	-	-	-	-	-	-	-	-	
Carbolic Acid	Liquid above 109°F (43°C)	1	2	2	2	2	X	X	X	X	2	1	X	1	X	X	X	1	1	1	2	X	-	
Carbolic Acid (Phenol)	White or Pink Crystals	1	2	-	2	2	X	X	X	X	2	1	X	1	X	X	X	1	1	1	2	X	-	
Carbolic Acid (Phenol, 82-95% in Creosols)	Liquid	1	2	-	-	2	X	X	X	X	2	2	X	1	X	X	X	1	1	1	2	X	-	
Carbon Dioxide (Dry)	Gas	1	1	-	-	1	1	1	1	1	1	1	1	1	1	1	-	1	1	1	1	1	1	
Carbon Dioxide (Wet)	Gas with Water Vapor	1	1	1	-	2	1	2	2	1	2	1	1	-	-	-	1	1	1	1	1	1	1	
Carbon Disulfide	Clear to Faint Yellow Liquid	1	2	1	-	X	2	X	X	X	X	1	X	2	1	X	2	1	1	2	2	X	-	
Carbon Monoxide	Gas	1	2	1	-	1	2	X	X	2	X	1	1	-	-	-	1	1	1	1	1	1	1	
Carbon Tetrachloride (Pyrene)	Colorless Liquid	1	2	X	X	X	X	X	X	X	X	1	X	2	1	X	2	1	X	X	2	2	X	
Carbonic Acid	Liquid	1	1	1	1	1	1	1	1	1	1	1	1	1	1	1	-	X	1	1	2	X	1	
Carbonyl Chloride (Phosgene)	Gas/ Liquid	1	X	X	X	X	X	X	X	X	1	1	X	-	2	-	-	-	-	-	-	-	-	
Casein (White amorphous solid)	In Concentrated Acid	1	-	-	-	-	-	-	-	-	-	1	-	-	-	-	1	-	-	-	-	-	-	
Castor Oil	Pale Yellow or Colorless Liquid	1	1	-	-	-	1	X	X	1	2	1	1	1	-	1	-	1	1	1	1	1	1	
Caustic Potash, Dry (Potassium Hydroxide)	White pellets or flakes	1	1	-	-	2	X	2	1	2	1	1	1	1	X	X	-	-	-	-	-	-	-	
Caustic Potash, Liquid (up to 45%)	Solution in Water	1	1	1	1	2	2	2	2	-	1	2	-	1	1	1	1	-	-	-	-	-	-	
Caustic Soda, Dry (Sodium Hydroxide)	White beads or pellets	-	-	-	-	-	-	1	-	-	-	-	-	-	-	-	-	-	-	-	-	-	-	
Caustic Soda, Liquid (up to 73%)	Solution in Water	1	2	-	1	2	X	1	1	2	2	X	1	1	2	X	-	-	-	-	-	-	-	
Cellosolve Acetate (Eg Ethyl Ether Acetate)	Colorless Liquid	1	1	-	-	2	X	-	-	-	-	X	-	1	-	1	-	1	1	1	-	-	1	
Cellosolve Butyl (Eg Butyl Ether)	Colorless Liquid	1	1	-	-	2	X	-	-	-	-	X	-	1	-	1	-	1	1	1	-	-	1	
Cellulose	Solid, many forms	1	1	1	1	1	1	1	1	1	1	1	1	1	-	-	-	-	-	-	-	-	-	
Cement, Portland	Gray Powder	1	-	1	-	-	-	1	-	-	-	-	-	-	-	-	-	-	-	-	-	-	-	
China-Wood Oil (Tung Oil)	Yellow Oil	1	2	-	X	X	2	X	X	X	X	1	2	-	-	2	-	-	1	1	1	1	1	
Chlordane	Colorless Viscous Liquid	1	1	-	-	X	X	-	-	X	-	1	X	-	1	2	-	-	-	-	-	-	-	
Chlorinated Napthalene (Chloronapthalene)	Oily Liquid to Solid	1	-	-	X	X	X	X	X	X	X	1	X	-	-	-	-	-	-	-	-	-	-	
Chlorinated Solvents (ie Tetrachloroethane)	Colorless Liquid	1	X	X	X	X	-	X	X	-	X	1	X	X	1	X	-	-	-	-	-	-	-	
Chlorine	Gas	<b>NO HOSE AVAILABLE</b>																-	-	-	-	-	-	-
Chlorine Liquid (Liquid @ 210 PSIG @ 120°F (38°C))	Clear Amber Liquid	1	-	-	-	X	-	-	-	-	-	1	-	-	X	X	-	-	-	-	-	-	-	
Chlorine Trifluoride	Pale Green Liquid	1	-	-	-	X	-	-	-	-	-	1	-	-	-	X	-	-	-	-	-	-	-	
Chlorine Water (3% Chlorine)	Clear, yellowish Liquid	1	1	1	-	X	-	-	-	-	-	1	-	-	-	-	-	-	X	X	-	-	1	
Chloroacetic Acid (Monochloroacetic Acid)	Powder or White Crystals	1	1	X	X	X	X	X	X	X	X	1	2	-	-	-	-	-	-	-	-	-	-	
Chloroacetic Acid Under 100°F (38°C)	Solid	1	1	1	X	X	X	X	X	X	X	1	2	-	-	-	-	-	-	-	-	-	-	
Chloroacetic Acid Solution	In Water, Alcohol, Ether	1	1	X	1	2	-	-	-	-	-	-	-	-	X	-	-	X	X	X	-	2	1	
Chloroacetone	Colorless Liquid	-	-	-	-	1	-	-	-	-	-	X	-	-	-	-	-	-	-	-	-	-	-	
Chloroacetyl Chloride	Water White Liquid	1	-	-	-	-	-	-	-	-	-	-	-	-	-	-	-	-	-	-	-	-	-	
Chloroaniline	Amber Liquid	1	-	-	-	-	-	-	-	-	-	-	-	-	-	-	-	-	-	-	-	-	-	
Chlorobenzene (Phenyl Chloride) (Monochlorobenzene)	Clear Liquid	1	2	-	X	X	X	X	X	X	X	1	X	X	X	X	-	-	1	1	1	1	X	



Note: For Explanation of Ratings, Refer to Page 155

39496-000  
July 1, 2006  
Supersedes 39496-000  
January 17, 2005

# Industrial Hose

# Chemical Resistance Table

Contact Denver Product Application for recommendations for chemicals not listed. Phone (303) 744-5070  1 = Preferred - Constant Contact 2 = Acceptable - Intermittent Contact X = Not Recommended - = No Data  <b>NOTE: Ratings are for the affect on the <i>polymer only!</i></b>	<b>Form</b> (at room temperature unless otherwise stated)	<b>Gates Hose / Polymers</b>													<b>Couplings / Adapters</b>							
		Stallion® Mustang® Renegade™ Food & Bev. Mstr.													Iron/Carbon Steel	Stainless Steel 304	Stainless Steel 316	Aluminum	Brass	Polypropylene		
		T	K	L	S	P	C	D	D	A	H	V	M	J							Z	G
		Teflon®/Neoflon® Gatron™ UHMWPE™ Sanitron™ EPDM NBR SBR NR Neoprene Butyl Fluorocarbon Hypalon® CPE Nylon PVC																				
Chlorobromomethane (Bromochloromethane)	Clear Liquid	1	2	X	X	X	X	X	X	X	X	X	X	X	X	X	1	1	1	-	1	X
Chlorodifluoromethane (Freon 22)	Gas	<b>SPECIAL HOSE REQUIRED</b>																				
Chloroethane (Ethylene Dichloride)	Colorless Liquid	1	2	2	X	X	X	X	X	X	X	1	X	X	X	X	-	-	-	-	-	-
Chloroform	Colorless Liquid	1	2	2	X	X	X	X	X	X	X	1	X	X	2	X	1	1	1	1	1	X
Chloronaphthalene (Chlorinated Napthalene)	Oily Liquid to Solid	1	-	-	-	X	X	X	X	X	X	1	X	-	-	-	-	-	-	-	-	-
Chloropentane (n-amyl chloride)	Colorless Liquid	1	-	-	-	-	-	-	-	-	-	-	-	-	-	X	-	1	1	-	-	X
Chlorophenol	In Benzene, Alcohol, Ether	1	2	-	-	-	-	-	-	-	-	-	-	-	-	-	-	-	-	-	-	-
Chloropicrin Mixture	Colorless Liquid	1	-	-	-	-	-	-	-	-	-	-	-	-	-	X	-	-	-	-	-	-
Chloropropylene Oxide (Epichlorohydrin)	Volatile Liquid	1	2	-	X	X	-	-	-	-	-	X	-	-	-	-	1	-	-	-	-	1
Chlorosulfonic Acid	Colorless to Light Yellow Liquid	<b>NO HOSE AVAILABLE</b>																				
Chlorothene (TM for chlorinated solvents)	Colorless Liquid	1	1	X	-	-	X	-	-	X	-	2	-	-	-	-	-	1	1	-	1	-
Chlorotoluene	Colorless Liquid	1	-	-	X	X	X	X	X	X	X	1	X	X	-	X	1	1	1	1	1	-
Chlorox	Colorless Liquid	1	2	1	-	-	-	2	2	2	2	-	2	1	1	1	-	2	1	-	-	X
Chocolate Syrup	Liquid	-	-	-	1	-	-	-	-	-	-	-	-	-	1	1	-	-	-	-	-	-
Chrome Alum (Chromium Potassium Sulfate)	In Water	1	1	-	-	1	1	1	1	1	1	1	1	-	1	1	-	-	-	-	-	1
Chromic Acid (100%)	Dark Red Crystals	1	X	2	-	-	-	-	-	-	-	1	-	-	-	X	X	X	X	X	X	-
Chromic Acid (25% Solution or less)	In Water	1	1	1	1	2	X	X	X	X	X	1	2	1	X	X	X	X	2	X	X	1
Chromic Acid (50% Solution with water)	In Water	1	1	1	1	2	X	X	X	X	X	1	2	1	X	X	X	X	2	X	X	1
Chromic Acid (Chromium Trioxide)	Purplish-Red Crystals	1	X	2	-	-	-	-	-	-	-	1	-	-	-	X	X	X	2	X	X	1
Chromic Chloride	In Water	1	-	-	-	-	-	-	-	-	-	-	-	-	-	1	-	-	-	-	-	-
Chromium Trioxide (Chromic Acid)	Purplish-Red Crystals	1	X	2	-	-	-	-	-	-	-	1	-	-	-	X	X	X	2	X	X	1
Cider	Liquid	1	-	-	1	-	-	-	-	-	-	-	-	-	2	-	-	-	-	-	-	-
Cinene (Dipentene)	Colorless Liquid	1	2	-	X	X	X	X	X	-	-	1	-	-	-	-	-	-	-	-	-	-
Citgo FR Fuels	Liquid	1	1	-	-	1	X	-	-	-	1	-	-	-	2	-	-	-	-	-	-	-
Citric Acid Solution	In Water	1	1	1	1	2	X	2	2	1	2	1	1	-	X	1	X	X	1	1	X	2
Coal Gas (Coke Oven Gas, Max 120°F (49°C))	Gas	1	-	-	X	-	-	-	-	-	-	-	-	1	-	1	-	-	-	-	-	-
Coal Tar	Black, viscous Liquid	1	-	-	X	X	2	X	X	2	X	1	X	2	X	X	1	1	1	1	1	-
Coal Tar Pitch (Roofing)	Liquid above 212°F (100°C)	1	-	-	X	X	2	X	X	2	X	1	2	2	-	X	-	-	-	-	-	-
Cobalt Nickel Plating Solution	Liquid	1	1	-	-	-	-	-	-	-	-	-	-	-	X	-	-	-	-	-	-	-
Cocoa Butter (Theobroma Oil)	Liquid above 95°F (35°C)	1	1	2	2	-	2	X	X	2	-	-	-	-	-	-	1	1	1	-	-	-
Coconut Oil	Liquid above 77°F (25°C)	1	-	-	X	2	1	X	X	1	2	1	2	-	1	2	-	-	-	-	-	-
Cod Liver Oil	Pale Yellow Liquid	1	1	-	2	2	X	X	X	X	2	1	X	-	-	-	1	1	1	1	1	-
Coke Oven Gas (300°F (149°C) or less)	Gas	1	1	-	X	X	X	X	X	X	X	1	2	-	-	-	1	1	1	2	-	1
Copper Arsenate (Cupric Arsenate)	In Dilute Acid	1	1	-	-	-	-	2	2	-	-	1	2	-	-	-	1	1	1	-	-	-
Copper Chloride (Cupric Chloride)	In Water	1	1	-	-	-	2	2	2	2	2	1	2	2	X	1	X	X	1	-	X	1
Copper Cyanide (Cupric Cyanide)	In Dilute Acids or Alkalies	1	1	-	-	2	2	2	2	2	2	1	2	-	-	1	-	1	1	-	X	1
Copper Nitrate (Cupric Nitrate)	In Water	1	1	-	-	1	1	2	2	1	1	1	1	1	-	1	X	1	1	-	X	1
Copper Sulfate (Cupric Sulfate)	In Water	1	1	-	-	2	1	2	2	1	2	1	1	1	X	1	X	1	1	X	X	1
Copper Sulfide (Soluble in Nitric Acid)	In Nitric Acid	1	-	-	-	2	1	X	-	-	1	1	1	-	-	-	-	-	-	-	-	-
Corn Oil	Pale Yellow Liquid	1	1	-	2	2	2	X	X	2	2	1	X	2	-	1	1	1	1	1	1	X
Corn Syrup (Glucose Syrup)	Clear Liquid	1	2	-	1	2	2	2	2	2	2	2	2	-	-	-	1	1	1	1	-	-
Cottonseed Oil	Liquid, several colors	1	1	-	2	2	2	-	-	1	-	1	2	2	-	-	1	1	1	1	1	1
Creosote (high Napthalene/Anthracene)	Liquid	X	2	X	X	-	2	X	X	X	2	1	X	-	-	X	2	1	1	1	X	2
Cresol (Methyl Phenol)	Liquid above 95°F (35°C)	1	2	-	-	X	X	X	X	X	2	1	X	1	X	-	2	1	1	1	-	2
Cresylic Acid	Liquid	1	-	-	-	X	X	X	X	X	X	1	X	-	X	-	-	-	-	-	-	-
Crotonic Acid (Methylacrylic Acid)	White Crystalline Solid	1	1	1	1	2	2	X	X	-	1	1	-	1	X	-	1	X	-	-	-	-
Crude Oil (Crude Petroleum Oil)	Liquid	1	1	-	X	X	1	X	X	2	X	1	2	2	-	1	1	1	1	1	1	1
Crude Wax	Liquid above 200°F (93°C)	1	2	-	-	-	2	-	-	-	2	1	-	-	-	1	1	1	1	-	1	1
Cryolite (Greenland Spar)	In Sulfuric Acid	1	2	-	-	X	1	X	X	2	X	1	X	-	-	-	1	1	1	-	1	X
Cumene (Isopropyl Benzene)	Colorless Liquid	1	2	-	X	-	-	-	-	-	-	1	-	2	-	-	-	-	-	-	-	-
Cupric Arsenate (Copper Arsenate)	In Dilute Acid	1	1	-	-	-	-	2	2	-	-	1	2	-	-	-	1	1	1	-	-	-



Note: For Explanation of Ratings, Refer to Page 155

39496-000  
July 1, 2006  
Supersedes 39496-000  
January 17, 2005

# Industrial Hose

# Chemical Resistance Table

Chemical	Form (at room temperature unless otherwise stated)	Gates Hose / Polymers																		Couplings / Adapters								
		Stallion <sup>®</sup>		Mustang <sup>®</sup>		Renegade <sup>™</sup>		Food & Bev. Mstr.										Iron/Carbon Steel	Stainless Steel 304	Stainless Steel 316	Aluminum	Brass	Polypropylene					
		T	K	L	S	P	C	D	D	A	H	V	M	J	Z	G												
		Teflon <sup>®</sup> /Neoflon <sup>™</sup>	Gatron <sup>™</sup>	UHMWPE	Sanitron <sup>™</sup>	EPDM	NBR	SBR	NR	Neoprene	Butyl	Fluorocarbon	Hypalon <sup>®</sup>	CPE	Nylon	PVC												
Cupric Chloride (Copper Chloride)	In Water	1	1	-	-	-	2	2	2	2	2	2	2	1	2	2	X							1	X	X	1	-
Cupric Cyanide (Copper Cyanide)	In Dilute Acids or Alkalies	1	1	-	-	2	2	2	2	2	2	2	2	1	2	-	-	1	-	1	1	-	X	1				
Cupric Nitrate (Copper Nitrate)	In Water	1	1	-	-	1	1	2	2	1	1	1	1	1	1	1	-	1	X	1	1	-	X	1				
Cupric Sulfate (Copper Sulfate)	In Water	1	1	-	-	2	1	2	2	1	2	1	1	1	1	X	X	1	X	1	X	1	1	X	1			
Cutting Oil (Mineral Oil Base)	Liquid	1	2	-	-	X	1	X	X	2	X	1	X	-	-	-	-	-	-	-	-	-	-	X	1			
Cutting Oil, Sulfur Base	Liquid	2	-	-	-	-	1	-	-	X	-	-	-	-	-	-	-	-	-	-	-	-	-	1	1			
Cutting Oil, Water Soluble	Liquid	1	-	-	-	-	1	-	-	X	-	-	-	-	-	-	-	-	-	-	-	-	-	1	1			
Cyanide, Copper (Cupric Cyanide)	In Dilute Acids or Alkalies	1	1	-	-	2	2	2	2	2	2	2	1	2	-	-	1	-	-	1	-	-	-	1	1			
Cyanide, Mercuric	In Water	1	1	-	-	2	2	2	2	1	2	-	1	-	-	-	-	-	-	-	-	-	-	X	1			
Cyanide, Potassium	In Water	1	-	-	-	-	-	-	-	-	-	-	-	1	-	-	-	-	-	-	-	-	-	-	-			
Cyanide, Silver	In Nitric Acid	1	1	-	-	-	-	-	-	1	-	-	-	-	-	-	-	-	1	-	-	-	-	-	1			
Cyanide, Sodium	In Water	1	1	-	-	1	1	1	1	1	1	1	1	1	1	1	1	1	1	2	1	1	X	X	-			
Cyclohexane	Colorless Liquid	1	2	1	-	X	2	X	X	X	X	1	X	1	-	X	1	-	X	1	1	1	-	1	X			
Cyclohexanol	Colorless, oily Liquid	1	2	-	-	X	2	X	X	2	X	1	2	1	-	X	-	-	-	-	-	-	-	-	1			
Cyclohexanone	Colorless to yellow Liquid	1	1	-	-	X	X	X	X	X	X	X	X	X	X	X	2	-	X	-	-	-	2	-	X			
Cyclohexylamine	Colorless Liquid	-	-	-	-	1	-	X	-	-	1	X	-	-	-	-	-	-	-	-	-	-	-	-	-			
Cyclopentane	Colorless Liquid	1	-	-	-	X	2	-	X	2	X	1	X	-	-	-	-	-	-	-	-	-	-	-	-			
Cyclopentanone	Colorless Liquid	1	-	-	-	2	-	X	-	-	X	2	X	-	-	-	-	-	-	-	-	-	-	-	-			
Cyclopentanone	Water white Liquid	-	-	-	-	X	-	X	-	X	X	X	X	-	-	-	-	-	-	-	-	-	-	-	-			
Cymene	Colorless Liquids	1	2	-	-	X	X	X	X	X	X	2	X	2	-	X	2	-	X	1	1	1	1	1	-			
Cymene (Isopropyltoluene)	Colorless Liquid	1	-	-	-	-	-	-	-	-	-	1	-	-	1	-	-	1	-	-	-	-	-	-	-			
<b>D</b>																												
Decalin (TM for decahydronaphthalene)	Colorless Liquid	1	2	2	X	X	2	X	X	-	X	1	X	2	1	-	-	-	-	-	-	-	-	1	1			
Decanal (Decyl Aldehyde)	Colorless to yellow Liquid	1	-	-	-	-	X	-	X	-	X	X	X	-	-	-	-	-	-	-	-	-	-	-	-			
Decanol (Decyl Alcohol)	Colorless, water white Liquid	1	-	-	-	-	1	-	X	X	X	2	X	2	-	X	-	-	-	-	-	-	-	-	-			
Decyl Aldehyde (n-decanal)	Colorless to yellow Liquid	1	-	-	-	-	X	-	X	-	X	X	X	-	-	-	-	-	-	-	-	-	-	-	-			
Deicing Fluid (ethylene or propylene glycol)	Orange Liquid	1	1	1	1	1	1	-	-	1	1	1	2	1	-	1	-	1	2	1	1	1	1	1	1			
Denatured Alcohol	Colorless Liquid	1	1	1	1	1	1	1	1	1	1	1	1	1	1	1	1	1	1	1	1	1	1	1	-			
Detergent Sol. (Sodium dodecylbenzenesulfonate)	In Water	1	2	1	1	1	1	X	X	2	1	-	1	-	-	1	-	-	1	2	1	1	1	1	1			
Developing Solutions (Hypos)	Liquid	1	1	-	-	-	-	2	2	2	2	-	2	-	-	1	-	-	1	-	1	1	-	-	-			
Dextron	Brown Liquid	1	X	-	-	X	1	-	-	-	X	-	-	1	1	2	-	-	-	-	-	-	-	-	-			
Dextrin (Starch gum)	Yellow or White Powder	1	1	-	-	1	1	-	-	1	X	1	-	-	1	1	-	-	1	1	1	-	-	-	1			
Diacetone	Colorless Liquid	1	1	-	-	2	X	X	X	X	2	X	X	1	1	X	1	1	X	1	1	1	-	1	1			
Diacetone Alcohol	Colorless Liquid	1	1	-	-	-	X	2	2	-	2	X	2	1	-	X	1	-	X	1	1	1	1	1	1			
Diammonium Phosphate	In Water	1	1	-	-	1	1	1	1	1	1	-	1	-	1	-	-	1	X	2	1	X	X	-	1			
Diazinon	In Petroleum Solvents	1	-	-	-	1	-	1	1	-	-	1	-	-	-	2	-	-	-	-	-	-	-	-	2			
Dibenzyl Ether	Colorless Liquid	1	1	-	-	2	X	X	X	X	2	X	X	2	-	-	-	-	1	1	1	1	1	1	-			
Dibutyl Ether	Colorless Liquid	1	1	-	-	-	X	X	X	X	2	X	X	1	-	-	-	-	1	1	1	1	1	1	-			
Dibutyl Phthalate	Colorless Oily Liquid	1	1	-	-	1	X	X	X	X	2	2	X	2	-	1	-	-	1	1	1	1	1	1	2			
Dibutylamine	Colorless Liquid	1	-	-	X	X	X	X	X	X	X	X	X	X	-	X	-	X	-	-	-	-	-	-	-			
Dibutylsebacate	Clear Colorless Liquid	1	1	-	-	X	X	X	X	X	2	1	-	2	-	-	-	-	-	-	-	-	-	-	1			
Dichloroacetic Acid	Colorless Liquid	1	-	-	-	-	X	-	2	-	X	X	X	-	-	-	-	-	-	-	-	-	-	-	-			
Dichloroaniline	In Alcohol or Benzene	1	-	-	-	X	X	X	-	X	X	2	-	-	-	-	-	-	-	-	-	-	-	-	-			
Dichlorobenzene (ortho)	Colorless Liquid	1	2	-	X	X	X	X	X	X	X	1	X	X	1	X	-	1	X	-	1	1	-	1	-			
Dichlorobenzene (para)	White Crystals	1	2	-	-	X	X	X	X	X	X	1	X	X	1	X	-	1	X	-	1	1	-	1	-			
Dichlorobenzyl Chloride	Colorless Liquid	1	2	-	X	X	X	X	X	X	X	1	X	X	-	X	-	X	-	-	-	-	-	-	-			
Dichlorodifluoromethane (Freon 12)	Gas, Liquid @ 140 PSIG @ 100°F	<b>SPECIAL HOSE REQUIRED</b>																		-	-	-	-	-	-	-	-	-
Dichloroethane (Ethylene Dichloride)	Colorless Oily Liquid	1	2	2	X	X	X	X	X	X	X	2	X	X	X	X	X	X	X	-	-	-	-	-	-			
Dichloroethyl Ether	Colorless Liquid	1	-	-	-	-	X	-	X	-	X	-	X	-	X	-	-	-	-	-	-	-	-	-	-			



Note: For Explanation of Ratings, Refer to Page 155

39496-000  
 July 1, 2006  
 Supersedes 39496-000  
 January 17, 2005

# Industrial Hose

# Chemical Resistance Table

Chemical	Form (at room temperature unless otherwise stated)	Gates Hose / Polymers															Couplings / Adapters					
		Stallion® Mustang® Renegade™			Food & Bev. Mstr.												Iron/Carbon Steel	Stainless Steel 304	Stainless Steel 316	Aluminum	Brass	Polypropylene
		T	K	L	S	P	C	D	D	A	H	V	M	J	Z	G						
		Teflon® Neoflon®	Gatron™	UHMWPE™	Sanitron™	EPDM	NBR	SBR	NR	Neoprene	Butyl	Fluorocarbon	Hypalon®	CPE	Nylon	PVC						
Dichloroethylene	Colorless Liquid	1	2	X	-	X	X	X	X	X	X	1	X	-	-	-	-	-	-	-	-	X
Dichloroethylene (Acetylene Dichloride)	Colorless Liquid	1	X	X	X	X	-	X	X	-	X	1	-	X	1	X	-	-	-	-	-	X
Dichloromethane (Methylene Chloride)	Colorless Liquid	1	1	2	X	X	X	X	X	X	X	2	X	X	X	X	1	1	1	-	1	-
Dichloropentane	Light Yellow Liquid	1	-	-	-	X	X	X	X	X	X	1	X	-	-	-	-	-	-	-	-	-
Dichloropropane (Propylene Dichloride)	Colorless Liquid	1	-	-	-	X	X	X	X	X	X	2	X	-	-	-	-	-	-	-	-	-
Dicyclohexylamine	Colorless Liquid	1	-	-	-	X	-	X	X	X	X	X	X	-	-	-	-	-	-	-	-	-
DIDA (Diisodecyl Adipate)	Light Colored Oily Liquid	1	-	-	-	-	X	-	X	-	X	1	X	X	-	-	-	-	-	-	-	-
Diesel Fuel	Liquid	1	1	1	X	X	1	X	X	2	X	-	X	-	1	-	1	1	1	1	1	2
Diethanolamine (20%)	In Water or Alcohol	1	-	-	1	2	2	2	2	X	1	-	2	1	-	2	1	1	1	1	X	-
Diethanolamine	Liquid above 83°F (29°C)	1	-	-	1	-	-	-	-	-	-	-	-	-	-	-	1	1	1	1	X	-
Diethyl Ether (Ethyl Ether)	Colorless Liquid	1	2	-	1	X	X	X	X	X	2	X	X	1	-	2	2	1	1	1	1	1
Diethyl Ketone	Colorless Liquid	1	-	-	-	2	X	-	X	X	2	X	X	-	-	X	-	-	-	-	-	-
Diethyl Oxalate	Colorless Oily Liquid	1	-	-	-	X	X	-	X	X	X	-	X	-	-	X	-	-	-	-	-	-
Diethyl Phthalate (Ethyl Phthalate)	Water White Liquid	1	1	-	-	-	X	X	X	-	2	-	-	2	-	-	-	1	1	-	1	-
Diethyl Sebacate	-	1	1	-	-	-	X	X	X	X	2	2	X	2	-	-	-	1	1	-	1	-
Diethyl Sulfate	Colorless Liquid	1	-	-	-	1	X	1	X	1	2	X	X	-	-	-	-	-	-	-	-	-
Diethyl Sulfide (Ethyl Sulfide)	Colorless Oily Liquid	1	1	-	-	-	X	-	-	-	-	1	-	-	-	-	-	-	-	-	-	-
Diethylacetaldehyde (Ethylbutyraldehyde)	Colorless Liquid	1	1	-	-	-	-	-	-	-	-	-	-	-	-	-	-	-	-	-	-	-
Diethylamine	Colorless Liquid	-	-	2	-	-	-	-	-	-	-	-	-	-	-	-	-	1	1	-	1	1
Diethylbenzene	Colorless Liquid	1	1	-	-	X	-	X	X	-	X	1	-	2	-	-	-	-	-	-	-	-
Diethylene Dioxide (1,4 Dioxane)	Colorless Liquid	1	1	-	1	2	X	X	X	X	2	X	X	2	1	X	1	1	1	1	1	1
Diethylene Ether (Dioxane)	Colorless Liquid	1	1	-	1	2	X	X	X	X	2	X	X	2	1	X	1	1	1	1	1	1
Diethylene Glycol (Dihydroxydiethyl Ether)	Colorless Syrupy Liquid	1	1	-	1	1	1	1	1	1	1	1	-	1	1	1	1	1	1	1	1	1
Diethylene Glycol Methyl Ether (Methyl Cellosolve)	Colorless Liquid	1	1	-	1	1	-	X	X	-	X	1	X	1	-	-	-	-	-	-	-	-
Diethylene Glycol Monobutyl Ether	Colorless Liquid	1	1	-	1	1	-	-	-	-	-	1	-	-	-	-	-	-	-	-	-	-
Diethylene Glycol Monobutyl Ether Acetate	Colorless Liquid	1	1	-	1	1	-	-	-	-	-	-	-	-	-	-	-	-	-	-	-	-
Diethylene Glycol Monoethyl Ether	Colorless Liquid	1	1	-	1	1	-	-	-	-	-	1	-	-	-	-	-	-	-	-	-	-
Diethylene Glycol Monomethyl Ether	Colorless Liquid	1	1	-	1	1	-	-	-	-	-	1	-	-	-	-	-	-	-	-	-	-
Diethylene Glycol Monomethyl Ether Acetate	Colorless Liquid	1	1	-	1	1	-	-	-	-	-	-	-	-	-	-	-	-	-	-	-	-
Diethylenetriamine	Yellow Liquid	1	1	1	-	1	-	X	-	X	1	X	X	-	-	-	-	-	-	-	-	-
Dihydroxyacetone	In Water	1	1	-	1	1	-	-	-	-	-	-	-	-	-	-	-	-	-	-	-	-
Dihydroxydiethyl ether (Diethylene glycol)	Colorless Syrupy Liquid	1	1	1	1	1	1	1	1	1	1	1	-	1	1	1	1	1	1	1	1	1
Diisobutyl Ketone	Colorless Liquid	1	1	-	1	1	X	X	X	X	2	X	X	2	1	-	-	-	-	-	-	-
Diisobutyl Phenol (Octyl Phenol)	White Flakes	1	1	-	-	-	-	-	-	1	-	-	-	-	-	-	-	-	-	-	-	-
Diisobutyl Phthalate	Liquid	1	1	-	-	-	-	-	-	-	-	-	-	-	-	-	-	-	-	-	-	-
Diisobutylene	Colorless Liquids	1	1	-	X	X	2	X	X	X	X	1	X	1	-	-	-	-	-	-	-	-
Diisodecyl Adipate (DIDA)	Light Colored Oily Liquid	1	-	-	-	-	X	-	X	-	1	X	X	-	-	-	-	-	-	-	-	-
Diisooctyl Phthalate (DIOP)	Nearly Colorless Liquid	1	-	-	-	1	X	-	X	-	1	X	X	-	-	-	-	-	-	-	-	-
Diisopropanolamine	Liquid above 108°F (42°C)	1	-	-	-	-	2	-	2	-	1	-	-	-	-	-	-	-	-	-	-	-
Diisopropyl Ketone	Colorless Liquid	1	1	-	1	1	X	X	X	X	2	X	X	-	1	-	-	-	-	-	-	-
Diisopropylamine	Colorless Liquid	1	1	-	-	-	-	-	-	-	-	-	-	-	-	-	-	-	-	-	-	-
Diisopropylbenzene (meta)	Colorless Liquid	1	2	2	X	X	-	-	-	-	-	1	-	-	-	-	-	-	-	-	-	-
Diisopropylidene Acetone (Phorone)	Yellow Liquid	1	1	-	-	2	X	X	X	X	2	X	X	-	-	-	-	-	-	-	-	-
Dilauryl Ether	Liquid above 92°F (33°C)	1	1	-	1	1	-	-	-	-	-	X	-	-	-	-	-	-	-	-	-	-
Dimethyl Acetamide (DMAC)	Colorless Liquid	1	1	-	-	-	-	-	-	-	-	-	-	-	-	-	-	-	-	-	-	-
Dimethyl Aniline	Yellow/brown Oily Liquid	1	1	-	-	X	X	X	X	X	2	1	X	2	-	-	-	-	-	-	-	-
Dimethyl Ether	Liquid under Pressure	1	1	1	1	1	X	X	X	X	2	X	X	-	-	-	-	-	-	-	-	-
Dimethyl Formamide	Water White Liquid	1	1	-	1	2	-	-	-	-	-	X	-	-	-	-	-	-	-	-	-	-
Dimethyl Phthalate	Colorless Oily Liquid	1	1	-	1	2	X	X	X	X	2	1	X	1	-	-	-	-	-	-	-	-
Dimethyl Sulfate (Methyl Sulfate)	Colorless Liquid	1	1	-	-	X	X	X	X	X	2	X	X	-	1	1	-	-	-	-	-	-
Dimethyl Sulfide	Colorless Liquid	1	1	-	-	-	-	-	-	-	-	1	-	-	-	-	-	-	-	-	-	-



Note: For Explanation of Ratings, Refer to Page 155

39496-000

July 1, 2006

Supersedes 39496-000

January 17, 2005

# Industrial Hose

# Chemical Resistance Table

Chemical	Form (at room temperature unless otherwise stated)	Gates Hose / Polymers														Couplings / Adapters						
		Stallion®		Mustang®		Renegade™		Food & Bev. Mstr.								Iron/Carbon Steel	Stainless Steel 304	Stainless Steel 316	Aluminum	Brass	Polypropylene	
		T	K	L	S	P	C	D	D	A	H	V	M	J	Z							G
		Teflon®/Neoflon™	Gatron™	UHMWPE	Sanitron™	EPDM	NBR	SBR	NR	Neoprene	Butyl	Fluorocarbon	Hypalon®	CPE	Nylon							PVC
Dimethyl Sulfoxide	Colorless Liquid	1	1	-	-	-	-	-	-	-	-	-	-	-	-							-
Dimethyl Terephthalate	Colorless Crystals	-	-	-	-	-	X	X	-	X	-	-	-	-	-	-	-	-	-	-	-	-
Dimethylamine (DMA)	Liquid @ 70 PSIG @ 120°F (49°C)	1	1	1	-	-	-	-	-	-	-	-	-	-	-	-	-	-	-	-	-	-
Dimethylaminoethanol (Dimethylethanolamine)	Colorless Liquid	1	1	-	1	2	-	-	-	-	-	-	-	-	-	-	-	-	-	-	-	-
Dimethylaminomethyl Phenol (DMP)	Dark Red Liquid	1	1	-	-	-	-	-	-	-	1	-	-	-	-	-	-	-	-	-	-	-
Dimethylbenzene (DMB)	Colorless Liquid	1	X	X	X	X	X	X	X	X	X	1	X	X	X	X	-	-	-	-	-	-
Dimethylcarbinol (isopropyl alcohol)	Colorless Liquid	1	1	1	1	1	1	2	2	2	1	1	2	1	1	2	1	1	1	1	2	1
Dimethylcyclohexylamine	Water White Liquid	1	1	-	-	-	-	-	-	-	-	-	-	-	-	-	-	-	-	-	-	-
Dimethylformamide (DMF)	Water white Liquid	1	2	-	-	-	-	-	-	-	-	X	-	-	-	-	1	1	1	-	-	1
Dimethylketone (Acetone)	Colorless Liquid	1	1	X	1	2	X	X	X	X	2	X	X	1	1	X	1	1	1	1	1	2
Dimethylphenol (Xylenol)	White solid, liquid @ 68°F (20°C)	1	1	-	-	-	-	-	-	-	-	1	-	-	-	-	-	-	-	-	-	-
Dinitrobenzene (Soluble in Chloroform)	In Chloroform	1	2	-	X	X	-	-	-	-	-	1	-	-	-	-	-	-	-	-	-	-
Dinitrogen Tetroxide (Nitrogen Dioxide)	Liquid @ 50 PSIG @ 120°F (49°C)	1	-	-	-	-	-	-	-	-	-	1	-	-	-	-	-	-	-	-	-	-
Dinitrotoluene, Solid	In Alcohol or Ether	1	1	1	1	1	-	-	-	-	-	X	-	-	-	-	-	-	-	-	-	-
Diocetyl Adipate di (2-ethylhexyl) adipate	Light Colored Oily Liquid	1	1	-	-	-	-	-	-	-	-	1	-	-	-	-	-	-	-	-	-	-
Diocetyl Phosphite, di-(2-ethylhexyl) phosphite	Colorless Liquid	1	1	-	1	X	-	-	-	-	-	1	-	-	-	X	-	-	-	-	-	-
Diocetyl Phthalate, di-(2-ethylhexyl) phthalate	Light Colored Liquid	1	1	-	1	X	X	X	X	X	X	1	X	2	-	-	1	1	1	1	1	X
Diocetyl Sebacate, di-(2-ethylhexyl) sebacate	Pale Straw Colored Liquid	1	1	-	1	-	X	X	X	X	2	1	X	X	-	-	-	-	-	-	-	-
Diocetylamine di-(2-ethylhexyl)amine	Water White Liquid	1	-	-	-	-	-	-	-	-	-	-	-	-	-	-	-	-	-	-	-	-
DIOP (Diisooctyl Phthalate)	Nearly Colorless Liquid	1	-	-	-	1	X	-	X	-	1	X	X	-	-	-	-	-	-	-	-	-
Dioxane (Diethylene Dioxide)	Colorless Liquid	1	1	-	1	2	X	X	X	X	2	X	X	2	1	X	1	1	1	1	1	1
Dioxane (Diethylene Ether)	Colorless Liquid	1	1	-	1	2	X	X	X	X	2	X	X	2	1	X	1	1	1	1	1	1
Dioxolane (Ethylene Glycol Formal)	Water White Liquid	1	-	-	-	-	-	-	-	-	-	X	-	-	-	-	1	1	1	1	1	-
Dipentene (Cinene, Limonene)	Colorless Liquid	1	2	-	X	X	X	X	X	-	-	1	-	-	1	-	1	1	1	1	1	-
Diphenyl Phthalate	Yellow White Powder	1	1	-	1	-	-	-	-	-	-	1	-	-	-	-	-	-	-	-	-	-
Dipropyl Ketone	Colorless Liquid	1	1	-	1	1	-	-	-	-	-	X	-	-	-	-	-	-	-	-	-	-
Dipropylamine	Water White Liquid	1	1	-	-	-	-	-	-	-	-	-	-	-	-	-	-	-	-	-	-	-
Dipropylene Glycol	Colorless Liquid	1	1	1	1	1	-	-	-	-	-	1	-	-	-	-	-	-	-	-	-	-
Dipropylene Glycol Monomethyl Ether (DPM)	Colorless Liquid	1	1	1	1	1	-	-	-	-	-	-	-	-	-	-	-	-	-	-	-	-
Dirco Oils	Liquid	1	1	-	-	X	1	-	-	-	X	-	-	-	1	-	1	1	1	1	1	-
Disodium Phosphate (DSP soluble in H <sub>2</sub> O)	Colorless or White Powder	-	-	-	-	-	-	-	-	-	-	-	-	-	-	-	-	-	-	-	-	-
Disodium Phosphate Solution	In Water	1	1	1	1	1	-	-	-	-	-	1	-	-	-	-	-	-	-	-	-	-
Distillate Fuel Oil	Clear to Brown Liquid	1	2	-	X	X	-	-	-	-	-	1	-	-	-	-	-	-	-	-	-	-
Divinylbenzene (20-25% or 50-60% Grades)	Water White to Straw Liquid	1	2	-	X	X	X	X	X	-	X	1	-	-	-	-	-	-	-	-	-	-
DMA (Dimethylamine)	Gas	1	1	1	-	-	-	-	-	-	-	-	-	-	-	-	-	-	-	-	-	-
DMAC (Dimethyl Acetamide)	Colorless Liquid	1	1	-	-	-	-	-	-	-	-	-	-	-	-	-	-	-	-	-	-	-
DMB (Dimethylbenzene)	Colorless Liquid	1	X	X	X	X	X	X	X	X	X	1	X	X	X	X	-	-	-	-	-	-
DMF (Dimethylformamide)	Water white Liquid	1	2	-	-	-	-	-	-	-	-	X	-	-	-	-	1	1	1	-	-	1
DMP (Dimethylaminomethyl phenol)	Dark Red Liquid	1	1	-	-	-	-	-	-	-	-	1	-	-	-	-	-	-	-	-	-	-
Dodecylbenzene (Detergent Alkylate)	Liquid	1	2	-	X	X	-	-	-	-	-	1	-	-	-	-	-	-	-	-	-	-
Dodecylphenol	Straw Colored Liquid	1	1	-	1	1	-	-	-	-	-	1	-	-	-	-	-	-	-	-	-	-
Dolomite	Gray, Pink or White Powder	-	-	-	-	2	1	-	-	1	-	1	1	-	-	-	-	-	-	-	-	-
Dowtherm A (Biphenyl and Biphenyl Ether Mix.)	Liquid	1	1	-	1	1	X	X	X	X	X	1	X	2	-	X	1	1	1	1	1	-
Dowtherm SR-1 (Ethylene Glycol)	Liquid	1	1	1	1	1	1	-	-	-	1	1	-	1	-	-	2	1	1	1	1	1
DPM (Dipropylene Glycol Monomethyl Ether)	Colorless Liquid	1	1	1	1	1	-	-	-	-	-	-	-	-	-	-	-	-	-	-	-	-
Duro Oils	Liquid	1	1	-	-	X	1	-	-	-	X	-	-	-	1	2	1	1	1	1	1	-
<b>E</b>																						
EDB (Ethylene Dibromide)	Colorless Liquid	1	-	-	-	-	-	-	-	-	-	-	-	-	-	X	-	-	-	-	-	-
EDTA (Ethylenediaminetetraacetic Acid)	Colorless Crystals	1	1	-	-	1	-	-	-	-	-	1	-	-	-	-	-	-	-	-	-	-



Note: For Explanation of Ratings, Refer to Page 155

39496-000  
July 1, 2006  
Supersedes 39496-000  
January 17, 2005

# Industrial Hose

# Chemical Resistance Table

Chemical	Form (at room temperature unless otherwise stated)	Gates Hose / Polymers													Couplings / Adapters							
		Stallion® Mustang® Renegade™			Food & Bev. Mstr.												Iron/Carbon Steel	Stainless Steel 304	Stainless Steel 316	Aluminum	Brass	Polypropylene
		T	K	L	S	P	C	D	D	A	H	V	M	J	Z	G						
		Teflon® Neoflon®	Gatron™	UHMWPE	Sanitron™	EPDM	NBR	SBR	NR	Neoprene	Butyl	Fluorocarbon	Hypalon®	CPE	Nylon	PVC						
Emulsion (Oil in Water)	Water is Continuous Phase	1	1	1	1	1	-	-	-	-	-	1	-	-	-	-	-	-	-	-	-	-
Enamels	Liquid	1	1	-	X	X	-	-	-	-	-	1	-	-	-	2	-	-	-	-	1	-
Epichlorohydrin (Chloropropylene Oxide)	Volatile Liquid	1	2	-	X	X	-	-	-	-	-	X	-	-	-	-	1	-	-	-	-	1
Epoxy Resin	Solid Pellet	-	-	-	-	1	-	-	-	1	2	X	-	-	-	-	-	-	-	-	-	-
Essential Oils	Liquid	1	2	-	X	X	1	X	X	2	-	1	-	-	-	2	1	1	1	1	1	-
Ethanol (Ethyl Alcohol)	Colorless Liquid	1	1	1	1	1	1	1	1	1	1	1	1	1	1	2	1	1	1	1	2	1
Ethanolamine (Aminoethanol)	Colorless Viscous Liquid	1	2	1	1	2	2	2	2	2	2	X	X	1	1	2	1	1	1	-	1	-
Ethers	Liquids	1	1	X	1	1	2	X	X	X	2	X	2	1	-	2	1	1	1	1	1	2
Ethyl Acetate (Acetic Ether)	Colorless Liquid	1	1	X	2	2	X	X	X	X	2	X	X	2	1	X	1	1	1	1	1	2
Ethyl Acetoacetate	Colorless Liquid	1	1	-	-	2	X	X	X	X	2	X	X	1	-	-	1	1	1	1	1	X
Ethyl Acrylate	Colorless Liquid	1	2	-	2	2	X	X	X	X	X	X	X	2	-	X	1	1	1	-	-	X
Ethyl Acrylate, Inhibited	Colorless Liquid	1	2	-	2	2	X	X	X	X	X	X	X	2	-	X	1	1	1	-	-	X
Ethyl Alcohol (Ethanol)	Colorless Liquid	1	1	1	1	1	1	1	1	1	1	1	1	1	1	2	1	1	1	1	2	1
Ethyl Aluminum Dichloride 90°F (32°C)	Clear Yellow Liquid	1	-	-	-	-	X	-	X	-	X	2	X	-	-	-	-	-	-	-	-	-
Ethyl Bromide	Colorless Liquid	1	2	-	-	X	X	X	X	X	X	1	X	2	1	X	-	1	1	-	1	-
Ethyl Butyl Ether (Butyl Ethyl Ether)	Liquid	1	-	-	-	-	2	-	X	-	X	-	2	-	-	-	-	-	-	-	-	-
Ethyl Butyrate	Colorless Liquid	1	1	-	-	-	X	X	X	X	2	-	-	-	-	-	-	1	1	1	-	-
Ethyl Chloride	Compressed Liquid	1	2	2	-	X	X	X	X	X	X	1	X	-	-	X	2	1	1	1	2	X
Ethyl Chloroformate (Ethyl Chlorocarbonate)	Water White Liquid	1	-	-	-	X	X	-	-	-	-	1	-	-	-	-	-	-	-	-	-	-
Ethyl Ether (Diethyl Ether)	Colorless Liquid	1	2	X	1	X	X	X	X	X	2	X	X	1	2	X	2	1	1	1	1	1
Ethyl Ether Acetate (Cellosolve Acetate)	Colorless Liquid	1	1	-	-	2	X	-	-	-	-	X	-	1	-	1	1	1	1	-	-	1
Ethyl Formate	Water White Liquid	1	-	-	-	2	X	-	-	-	-	1	-	-	-	-	-	-	-	-	-	-
Ethyl Iodide	Colorless Liquid	1	-	-	-	X	X	-	X	X	X	2	X	-	-	-	-	-	-	-	-	-
Ethyl Isobutyrate	Colorless Liquid	1	-	-	-	X	X	-	X	X	X	-	-	-	-	-	-	-	-	-	-	-
Ethyl Mercaptan (Ethanethiol)	Colorless Pungent Liquid	1	1	-	-	X	X	X	X	X	X	1	X	-	-	X	2	-	-	-	-	-
Ethyl Methyl Ketone (MEK)	Colorless Liquid	1	1	1	1	2	X	-	-	X	-	X	X	2	1	X	-	-	-	-	-	-
Ethyl Oleate	Light Yellowish Liquid	1	-	-	-	-	-	-	-	-	-	-	-	-	-	-	-	-	-	-	-	-
Ethyl Oxalate	Colorless Liquid	1	1	-	-	2	X	2	2	X	2	1	-	1	-	-	-	-	-	-	-	-
Ethyl Pentachlorobenzene	-	1	1	-	-	X	X	X	X	X	X	1	X	-	-	-	2	1	1	-	1	-
Ethyl Phthalate (Diethyl phthalate)	Water White Liquid	1	1	-	-	-	X	X	X	-	2	-	-	2	-	-	-	1	1	-	1	-
Ethyl Propionate	Water White Liquid	1	-	-	-	X	X	-	X	X	X	-	-	-	-	-	-	-	-	-	-	-
Ethyl Propyl Ketone (3-Hexanone)	Colorless Liquid	1	-	-	-	-	X	-	X	-	2	X	X	-	-	-	-	-	-	-	-	-
Ethyl Silicate	Colorless Liquid	1	1	-	-	2	1	2	2	1	-	1	-	1	-	-	1	1	1	1	1	-
Ethyl Sulfide (Diethyl Sulfide)	Colorless Oily Liquid	1	1	-	-	-	-	-	-	-	-	1	-	-	-	-	-	-	-	-	-	-
Ethylamine	Colorless Liquid or Gas	1	2	-	1	1	X	X	X	X	2	X	X	1	-	-	-	1	1	-	1	-
Ethylbenzene	Colorless Liquid	1	2	-	-	X	X	X	X	X	X	1	X	2	-	-	1	1	1	-	1	-
Ethylbutanol (2-Ethylbutyl Alcohol)	Colorless Liquid	1	1	1	1	1	1	-	-	1	1	1	2	1	1	1	-	-	-	-	-	-
Ethylbutyl Alcohol (Ethylbutanol)	Colorless Liquid	1	1	1	1	1	1	-	-	1	1	1	2	1	1	1	-	-	-	-	-	-
Ethylbutyl Amine	Water White Liquid	1	1	-	-	-	-	-	-	-	-	-	-	-	-	-	-	-	-	-	-	-
Ethylbutyl Ketone	Clear Liquid	1	1	-	-	1	-	-	-	-	-	X	-	-	-	-	-	-	-	-	-	-
Ethylbutyraldehyde (Diethylacetaldehyde)	Colorless Liquid	1	1	-	-	-	-	-	-	-	-	-	-	-	-	-	-	-	-	-	-	-
Ethylcellulose	Granular Solid	1	1	-	-	-	-	-	1	-	-	-	-	1	-	-	1	1	1	-	1	-
Ethylene Chlorohydrin	Colorless Liquid	1	1	-	2	X	X	-	-	X	2	1	-	-	X	X	-	-	-	-	-	-
Ethylene Cyanohydrin	Straw Colored Liquid	1	-	-	-	-	-	-	-	-	-	-	-	-	-	-	-	-	-	-	-	-
Ethylene Dibromide (EDB)	Colorless Liquid	1	-	-	-	-	-	-	-	-	-	-	-	-	-	X	-	-	-	-	-	-
Ethylene Dichloride (Chloroethane)	Colorless Liquid	1	2	2	X	X	X	X	X	X	X	2	X	X	X	X	-	-	-	-	-	-
Ethylene Glycol	Colorless Liquid	1	1	1	1	1	1	-	-	1	1	1	2	1	-	1	2	1	1	1	1	1
Ethylene Glycol Formal (Dioxolane)	Water White Liquid	1	-	-	-	-	-	-	-	-	-	X	-	-	-	-	1	1	1	1	1	-
Ethylene Glycol Monoethylether	Colorless Liquid	1	1	-	1	1	X	-	-	-	-	-	-	-	-	-	-	-	-	-	-	-
Ethylene Glycol Monoethylether Acetate	Colorless Liquid	1	1	-	1	1	X	-	-	-	-	-	-	-	-	-	-	-	-	-	-	-
Ethylene Glycol Monomethyl Ether	Colorless Liquid	1	1	-	1	2	X	-	-	-	-	-	-	-	-	-	-	-	-	-	-	-





Note: For Explanation of Ratings, Refer to Page 155

39496-000  
 July 1, 2006  
 Supersedes 39496-000  
 January 17, 2005

# Industrial Hose

# Chemical Resistance Table

Chemical	Form (at room temperature unless otherwise stated)	Gates Hose / Polymers														Couplings / Adapters						
		Stallion <sup>®</sup> Mustang <sup>®</sup> Renegade <sup>™</sup>		Food & Bev. Mstr.										Iron/Carbon Steel	Stainless Steel 304	Stainless Steel 316	Aluminum	Brass	Polypropylene			
		T	K	L	S	P	C	D	D	A	H	V	M							J	Z	G
		Teflon <sup>®</sup> /Neoflon <sup>®</sup>	Gatron <sup>™</sup>	UHMWPE	Sanitron <sup>™</sup>	EPDM	NBR	SBR	NR	Neoprene	Butyl	Fluorocarbon	Hypalon <sup>®</sup>	CPE	Nylon	PVC						
Ethylene Glycol N-Butyl Ether	Colorless Liquid	1	1	-	1	1	X	-	-	-	-	-	-	-	-	-	-	-	-	-		
Ethylenediamine	Colorless Liquid	1	2	-	-	2	1	-	-	-	-	-	-	2	X	-	-	-	-	-		
Ethylenediaminetetraacetic acid (EDTA)	Colorless Crystals	1	1	-	-	1	-	-	-	-	-	-	-	-	1	-	-	-	-	-		
Ethylhexaldehyde	Colorless Liquid	1	1	-	-	-	-	-	-	-	-	-	-	-	-	-	-	-	-	-		
Ethylhexanediol	Colorless Liquid	1	1	-	-	2	-	-	-	-	-	-	-	-	-	-	-	-	-	-		
Ethylhexanol (2-ethylhexyl alcohol)	Colorless Liquid	1	1	1	1	1	1	1	1	-	1	1	-	1	1	1	-	-	-	-		
Ethylhexoic Acid	Liquid	1	1	1	-	2	-	-	-	-	-	-	-	-	-	-	-	-	-	-		
Ethylhexyl Acetate	Water White Liquid	1	1	-	-	1	X	-	-	X	-	X	X	-	1	-	-	-	-	-		
Ethylhexyl Acrylate	Liquid	1	2	-	2	-	X	-	-	-	-	X	-	-	-	X	-	-	-	-		
Ethylhexyl Alcohol (Ethylhexanol)	Colorless Liquid	1	1	1	1	1	1	1	1	-	1	1	-	1	1	1	-	-	-	-		
<b>F</b>																						
Fatty Acid	Solid, Semisolid or Liquid	1	2	2	2	2	2	X	X	2	2	2	X	2	-	2	2	1	1	1	2	1
Fatty Alcohol, Blend	C8-11 Liquids, >C11 Solids	1	1	1	1	1	1	1	1	1	1	1	1	1	1	1	-	-	-	-	-	
Fatty Petroleum Alcohol	C11 or Less are Liquids	1	1	1	1	1	1	-	-	-	1	1	-	1	1	-	-	-	-	-	-	
Ferric Bromide	Red Crystals	-	-	-	-	-	-	-	1	-	-	-	-	-	-	-	-	-	-	-	-	
Ferric Chloride	Black-Brown Solid	1	1	-	-	-	2	-	1	2	1	1	2	1	1	1	X	X	X	X	X	1
Ferric Chloride solution	Liquid	1	1	-	-	-	2	-	1	2	1	1	2	1	1	1	X	X	X	X	X	1
Ferric Nitrate	Violet Crystals	1	1	-	-	-	-	2	1	2	2	-	2	1	-	2	X	1	1	-	-	1
Ferric Nitrate Solution	Liquid	1	-	-	-	1	1	-	1	1	1	1	1	-	1	-	X	1	1	-	-	1
Ferric Sulfate	Yellow Crystals or Gray Powder	-	-	-	-	-	-	-	1	-	-	-	-	-	-	-	X	1	1	X	X	1
Ferric Sulfate Solution	Liquid	1	1	1	-	2	2	2	-	2	2	1	2	1	-	1	X	1	1	X	X	1
Ferrous Acetate Solution	Liquid in H2O or Alcohol	1	1	-	-	-	-	-	-	-	-	1	-	-	-	-	-	-	-	-	-	-
Ferrous Chloride	Greenish-White Crystals	-	-	-	-	-	-	-	1	-	-	-	-	-	-	-	X	1	2	-	2	1
Ferrous Chloride, Solution	Liquid	1	1	-	-	-	-	-	-	-	1	1	2	1	-	1	X	1	2	-	2	1
Ferrous Nitrate	-	1	1	-	-	2	2	-	-	2	2	-	2	-	-	2	-	1	1	-	-	1
Ferrous Sulfate Solution	Liquid	1	1	1	-	2	2	2	-	2	2	1	2	1	-	1	X	1	1	X	X	1
Fertilizer (Liquid Manure)	Liquid	1	1	1	1	1	1	1	1	1	1	1	1	-	1	2	1	1	1	1	1	1
Finishing Oil	Liquid	1	-	1	-	-	-	-	-	-	-	-	-	-	-	-	-	-	-	-	-	-
Fire-Resistant Hydra-Fluid (Texaco)	Liquid	1	1	-	-	X	1	-	-	-	X	-	-	-	-	-	1	1	1	1	1	-
Firtec 290, MF	Liquid	1	1	-	-	-	-	-	-	-	-	-	-	-	-	-	-	-	-	-	-	-
Fish Oil	Liquid	1	-	1	X	X	1	-	-	2	-	1	-	-	-	-	-	-	-	-	-	-
Fixing Solution (Photo)	Liquid	1	1	-	-	-	-	2	2	2	2	-	2	-	1	1	-	1	1	-	-	1
Flint	Gray, Brownish, Black	-	-	-	-	-	-	-	1	-	-	-	-	-	-	-	-	-	-	-	-	-
Floor Wax (Temperature Dependent)	Varies	1	-	1	-	-	-	-	-	-	-	-	-	-	-	-	-	-	-	-	-	-
Fluoboric Acid (48% Purity)	Colorless Liquid	1	1	1	1	2	-	2	2	2	-	-	2	1	-	X	-	1	1	-	-	1
Fluoboric Acid (up to 48%)	Colorless Liquid	1	1	-	-	1	-	2	2	2	-	1	2	1	-	X	-	1	1	-	-	1
Fluorine	Pale Yellow Gas	X	-	X	-	X	-	-	-	-	-	1	-	-	X	1	-	-	-	-	-	-
Fluorine (Liquid)	Yellow Liquid	NO HOSE AVAILABLE														-	-	-	-	-	-	
Fluosilicic Acid (50%)	Colorless Liquid	1	1	1	1	2	X	-	-	2	X	-	2	1	X	X	-	-	-	1	-	1
Formaldehyde	Gas	-	1	-	-	1	-	-	-	-	-	1	-	-	1	-	X	2	1	2	1	-
Formaldehyde Solution (up to 50%)	Liquid	1	2	1	1	1	2	X	X	2	2	1	2	1	1	1	X	2	1	2	1	-
Formalin (37-50% HCHO with 15% MeOH)	Liquid	1	1	-	1	1	2	X	X	2	2	1	2	1	1	1	-	-	-	-	-	-
Formamide	Colorless Oily Liquid	1	1	-	-	-	-	X	X	-	-	-	-	-	X	-	-	-	-	-	-	-
Formic Acid	Colorless Liquid (bp 100°C)	1	1	1	1	2	-	X	X	1	2	X	2	1	X	X	X	2	1	-	2	1
FR Fluid D	Liquid	1	1	-	-	X	1	-	-	-	X	-	-	-	-	-	-	-	-	-	-	-
FR Hydraulic Fluid	Brown Liquid	1	1	-	-	-	1	-	-	-	-	-	-	-	-	-	-	-	-	-	-	-
Freon 12 (Dichlorodifluoromethane)	Gas or Liquid	SPECIAL HOSE REQUIRED														-	-	-	-	-	-	
Freon 13	Gas or Liquid	SPECIAL HOSE REQUIRED														-	-	-	-	-	-	
Freon 134a (HFC 134a)	Gas or Liquid	SPECIAL HOSE REQUIRED														-	-	-	-	-	-	



Note: For Explanation of Ratings, Refer to Page 155

39496-000  
July 1, 2006  
Supersedes 39496-000  
January 17, 2005

# Industrial Hose

# Chemical Resistance Table

Chemical	Form (at room temperature unless otherwise stated)	Gates Hose / Polymers														Couplings / Adapters																			
		Stallion® Mustang®		Renegade™		Food & Bev. Mstr.										Iron/Carbon Steel	Stainless Steel 304	Stainless Steel 316	Aluminum	Brass	Polypropylene														
		T	K	L	S	P	C	D	D	A	H	V	M	J	Z							G													
		Teflon®/Neoflon®		Gatron™		UHMWPE™		Sanitron™		EPDM		NBR		SBR								NR		Neoprene		Butyl		Fluorocarbon		Hypalon®		CPE		Nylon	
<p>Contact Denver Product Application for recommendations for chemicals not listed. Phone (303) 744-5070</p> <p>1 = Preferred - Constant Contact 2 = Acceptable - Intermittent Contact X = Not Recommended - = No Data</p> <p><b>NOTE:</b> Ratings are for the affect on the <i>polymer only!</i></p>																																			
<p><b>SPECIAL HOSE REQUIRED</b></p>																																			
<p><b>SPECIAL HOSE REQUIRED</b></p>																																			
Freon 22 (Chlorodifluoromethane)	Gas or Liquid															-	-	-	-	-															
Freon 23	Clear Liquid															-	-	-	-	-															
Fruit Juices	Liquid	-	-	-	1	-	-	-	-	-	-	-	-	1	-	-	-	-	-	-															
Fuel Oil (ASTM 1-6)	Water White to Brown Liquids	1	2	1	X	X	1	X	X	2	X	1	X	1	1	X	2	2	2	1	1	-													
Fumaric Acid	Colorless Crystals	1	1	1	1	2	-	2	2	-	-	1	-	-	X	-	1	1	-	-	-														
Fumaric Acid Solution (Allomalaic Acid)	Liquid	1	1	-	-	2	1	2	2	-	-	1	-	-	X	-	1	1	-	-	-														
Furan (Furfuran)	Colorless to Brown Liquid	1	1	1	-	X	X	X	X	X	X	-	-	1	-	X	1	1	1	1	1	-													
Furfural (Ant Oil)	Colorless to Reddish Brown Liquid	1	1	-	2	X	X	X	X	2	X	2	2	1	-	X	2	1	1	1	1	2													
Furfural Alcohol	Colorless to Brown Liquid	1	1	2	2	X	X	X	X	2	X	1	2	1	1	X	2	1	1	1	1	2													
Furfuran (Furan)	Colorless to Brown Liquid	1	1	1	-	X	X	X	X	X	X	-	-	1	-	X	1	1	1	1	1	-													
Furfuryl Alcohol	Colorless to Reddish Brown Liquid	1	1	-	2	-	-	-	-	-	-	1	-	-	1	-	-	-	-	-	-	-													
Fusel Oil (Amyl Alcohol, Grain Oil)	Colorless Liquid	1	1	1	1	2	2	2	2	2	2	1	2	1	1	1	1	1	1	1	1	-													
Fyrguard 150, 200	-	1	1	-	-	1	1	-	-	-	1	-	-	-	-	1	1	1	1	1	-														
Fyrquel 15R&O, 220R&O, 550R&O	-	1	1	-	-	1	X	-	-	-	1	-	-	-	-	1	-	-	1	-	-														
Fyrquel 90, 150, 220, 300, 550, 1000	-	1	1	-	-	1	X	-	-	-	1	-	-	-	-	1	-	-	1	-	-														
<p><b>G</b></p>																																			
Gallic Acid (3,4,5 Trihydroxybenzoic Acid)	In Alcohol or Glycerol	1	1	1	1	1	X	2	2	X	2	1	-	1	X	X	X	1	1	-	-	1													
Gallic Acid Solution	In Alcohol Solution	1	1	-	1	-	X	2	2	X	2	1	-	1	X	X	X	1	1	-	-	1													
Gasohol (Gasoline blended with Ethanol) <sup>1</sup>	Colorless Liquid	1	2	1	X	X	2	X	X	2	X	1	X	-	1	X	2	1	1	1	1	X													
Gasoline (Oxygenated - Blended With MTBE) <sup>1</sup>	Colorless Liquid	1	2	1	X	X	2	X	X	2	X	1	X	-	1	X	2	1	1	1	1	X													
Gasoline (Unleaded Up to 50% Aromatics) <sup>1</sup>	Colorless Liquid	1	2	1	X	X	2	X	X	2	X	1	X	1	1	X	2	1	1	1	1	-													
Gasoline (White) <sup>1</sup>	Colorless Liquid	1	2	-	X	X	2	X	X	2	X	1	X	-	1	X	2	1	1	1	1	-													
Gelatin	Flakes or Powder	-	-	-	-	-	-	1	-	-	-	-	-	1	1	-	-	-	-	-	-														
Glacial Acetic Acid	Clear Colorless Liquid	1	1	1	X	2	-	-	-	X	X	X	-	X	X	X	-	-	-	-	-	-													
Glacial Methacrylic Acid (GMAA)	White Crystals	1	-	-	-	-	-	-	-	-	-	-	-	-	-	-	-	-	-	-	-														
Glauber's Salt (Sodium Sulfate Decahydrate)	Crystals or Powder	1	-	-	-	1	-	1	1	-	-	-	-	-	-	-	-	-	-	-	-														
Gluconic Acid (Commercial 50% Aqueous)	Aqueous Solution	1	-	-	-	-	X	-	X	-	X	-	2	-	-	-	-	-	-	-	-	-													
Glucose	Crystals to White Powder	-	-	-	-	-	-	1	-	-	-	-	-	-	-	1	1	1	1	1	-														
Glucose Solution	Liquid	1	1	-	1	1	1	1	1	1	1	1	1	-	1	1	1	1	1	1	-														
Glue	Varies	1	1	-	-	X	2	X	X	2	X	1	1	-	2	1	2	1	1	1	X	-													
Glycerine (Glycerol)	Clear Viscous Liquid	1	1	-	1	1	1	1	1	1	1	1	1	1	-	1	2	1	1	1	1	-													
Glycerol (Glycerine)	Clear Viscous Liquid	1	1	-	1	1	1	1	1	1	1	1	1	1	-	1	2	1	1	1	1	-													
Glycerol Monolaurate	Liquid above 80°F (27°C)	1	1	1	1	1	-	-	-	-	1	1	-	-	-	-	-	-	-	-	-														
Glycol FR Fluids	Liquid	1	-	-	-	1	1	-	-	-	1	-	-	-	-	-	-	-	-	-	-														
Glycol Slurry	Watery suspension	1	-	2	-	-	-	-	-	-	-	-	-	-	-	-	-	-	-	-	-														
Glycols (ie Ethylene Glycol)	Clear Colorless Liquid	1	1	1	1	1	1	1	1	1	1	1	1	1	1	1	1	1	1	1	-														
GMAA (Glacial Methacrylic Acid)	White Crystals	1	-	-	-	-	-	-	-	-	-	-	-	-	-	-	-	-	-	-	-														
Graphite	Powdered, Flake, Crystals	1	-	1	-	-	-	1	-	-	-	-	-	-	-	-	-	-	-	-	-														
Grease	Semi-Solid	1	1	2	2	X	1	X	X	2	X	1	2	-	1	1	1	1	1	1	-														
Grease, Silicone Base	-	1	-	1	-	-	-	-	-	-	-	-	-	1	-	1	1	1	1	1	-														
Green Liquor (Effluent Alkaline Pulping)	Liquid	1	1	1	-	-	-	-	-	-	-	-	-	-	1	-	-	-	-	-	-														
Green Sulfate Liquor	Liquid	1	1	1	-	1	2	1	1	1	1	-	1	2	-	1	1	1	-	-	-														
<p><b>H</b></p>																																			
Halowax (Chlorinated Hydrocarbons)	Oils to Waxy Solid	1	1	1	-	X	X	X	X	X	X	1	X	-	-	-	-	-	-	-	-	-													
HEA (2-Hydroxyethyl Acrylate)	Liquid	1	1	1	1	X	-	-	-	-	-	1	-	1	-	-	-	-	-	-	-														
HEA Acid (2-Hydroxyethyl Acrylate)	Liquid	1	1	1	1	X	-	-	-	-	-	1	-	1	-	-	-	-	-	-	-														
Hematite (Iron Ore)	Black to Brick Red	1	-	-	-	-	-	1	-	-	-	-	-	-	-	-	-	-	-	-	-														
HEP (2-Hydroxypropyl Acrylate)	Liquid	1	1	1	1	X	-	-	-	-	-	1	-	1	-	-	-	-	-	-	-														

<sup>1</sup> Petroleum hose only.



















Note: For Explanation of Ratings, Refer to Page 155

39496-000  
July 1, 2006  
Supersedes 39496-000  
January 17, 2005

# Industrial Hose

# Chemical Resistance Table

Contact Denver Product Application for recommendations for chemicals not listed. <b>Phone (303) 744-5070</b>  <b>1 = Preferred - Constant Contact</b> <b>2 = Acceptable - Intermittent Contact</b> <b>X = Not Recommended</b> <b>- = No Data</b>  <b>NOTE: Ratings are for the affect on the polymer only!</b>  <b>Chemical</b>		Gates Hose / Polymers														Couplings / Adapters														
		<b>Form</b> (at room temperature unless otherwise stated)														Stallion® Mustang® Renegade™ Food & Bev. Mstr.					Teflon®/Neoflon® Gatron™ UHMWPE™ Sanitron™ EPDM NBR SBR NR Neoprene Butyl Fluorocarbon Hypalon® CPE Nylon PVC					Iron/Carbon Steel Stainless Steel 304 Stainless Steel 316 Aluminum Brass Polypropylene				
				T	K	L	S	P	C	D	D	A	H	V	M	J	Z	G	Iron/Carbon Steel	Stainless Steel 304	Stainless Steel 316	Aluminum	Brass	Polypropylene						
Nickel Nitrate Solution (In Water or Alcohol)	Solution	1	1	-	-	2	2	2	2	2	2	2	1	2	1	-	-	2	X	-	-									
Nickel Plating Solution	Liquid	1	1	-	-	-	2	2	2	2	-	-	-	2	-	-	X	-	-	-	-									
Nickel Salts	-	1	1	-	-	1	1	1	1	1	1	1	1	1	-	1	2	-	-	-	-									
Nickel Sulfate	Yellow Green to Blue Crystals	-	-	-	-	-	-	-	1	-	-	-	-	-	-	-	-	2	1	X	X									
Nickel Sulfate Solution	Solution	1	1	-	-	2	2	2	2	2	2	1	2	1	-	1	-	2	1	X	X									
Nicotine Salts (ie Nicotine Hydrochloride)	Colorless Oil	1	1	-	-	-	-	-	-	-	-	-	-	-	-	1	X	2	-	-	-									
Niter Cake (Sodium Bisulfate)	Colorless Crystals to White Lumps	1	1	-	-	1	1	1	1	1	1	1	1	1	1	1	1	X	1	1	X									
Niter Cake Solution	Solution	1	1	1	1	2	-	X	X	-	2	1	1	1	-	-	-	-	-	-	-									
Nitric Acid (25% or less)	Colorless Liquid	1	1	1	2	2	X	X	X	X	2	1	2	1	X	X	X	2	2	-	X									
Nitric Acid (10%)	Transparent or Yellowish Liquid	1	1	1	1	1	X	X	X	X	2	1	2	1	X	X	X	2	2	-	X									
Nitric Acid (25%)	Transparent or Yellowish Liquid	1	1	1	2	2	X	X	X	X	2	1	2	1	X	X	X	X	2	2	-	X								
Nitric Acid (35% or less, 26 Degrees Baume)	Colorless Liquid	1	1	1	2	2	X	X	X	X	2	1	1	X	X	X	X	2	2	-	X									
Nitric Acid (52% or less, 36 Degrees Baume)	Colorless to Yellow Liquid	1	2	X	2	X	X	X	X	X	X	1	2	X	X	X	X	2	2	-	X									
Nitric Acid (61% or less, 40 Degrees Baume)	Colorless to Yellow Liquid	1	2	X	2	X	X	X	X	X	X	1	2	X	X	X	X	2	2	-	X									
Nitric Acid (63.5% or less)	Transparent or Yellowish Liquid	1	X	X	X	X	X	X	X	X	X	1	X	X	X	X	X	2	2	-	X									
Nitric Acid (67% or less, 42 Degrees Baume)	Colorless to Yellow Liquid	1	X	X	X	X	X	X	X	X	X	1	X	X	X	X	X	2	2	-	X									
Nitric Acid (95% or less, 48.5 Degrees Baume)	Yellow Liquid	1	X	X	X	X	X	X	X	X	X	1	X	X	X	X	X	2	2	-	X									
Nitric Acid (Red Fuming)	Red Liquid	1	X	X	X	X	X	X	X	X	X	1	X	X	X	X	-	-	-	-	-									
Nitrobenzene	Yellow Liquid @ 43°F (6°C)	1	2	-	1	2	X	X	X	X	X	2	X	X	2	X	1	1	1	1	1									
Nitroethane	Colorless Liquid	1	1	-	-	2	X	2	2	X	2	-	2	1	-	-	-	1	1	-	-									
Nitrogen (Cryogenic Liquid)	Liquid	NO HOSE AVAILABLE														1	1	1	1	1	-									
Nitrogen (Gas)	Colorless Gas	1	1	1	1	1	1	1	1	1	1	1	1	1	1	1	1	1	1	1	-									
Nitrogen Dioxide (Nitrogen Tetraoxide)	Liquid @ 50 PSIG @ 120°F (49°C)	1	-	-	-	-	-	-	-	-	1	-	-	-	-	-	-	-	-	-	-									
Nitrogen Fertilizer (Ammonia, Urea)	Solutions in Water	1	1	-	-	-	-	-	-	-	-	-	-	-	-	-	-	-	-	-	-									
Nitrogen Oxide (Nitrous Oxide)	Gas	1	1	-	1	2	X	X	X	X	1	1	1	1	X	X	1	1	1	-	X									
Nitrogen Tetraoxide (Nitrogen Dioxide)	Liquid @ 50 PSIG @ 120°F (49°C)	1	-	-	-	-	-	-	-	-	1	-	-	-	-	-	-	-	-	-	-									
Nitromethane	Colorless Liquid	1	-	-	-	2	X	-	2	X	2	X	X	-	1	X	-	1	1	-	1									
Nitropropane	Colorless Liquid	1	1	-	-	2	X	X	X	X	2	X	-	-	1	-	-	1	1	-	1									
Nitrosyl Chloride	Yellow-Red Liquid or Gas	1	1	-	-	-	-	-	-	-	-	-	-	-	-	-	-	1	1	-	-									
Nitrous Acid (Up to 10%)	Light Blue Liquid	1	1	1	-	-	-	-	-	1	-	-	-	1	-	1	1	X	1	1	X									
Nitrous Oxide (Nitrogen Oxide)	Gas	1	1	-	1	2	X	X	X	X	1	1	1	1	X	X	1	1	1	X	-									
Nitrous Oxide, Compressed Liquid	Liquid @ 800 PSIG @ 68°F (20°C)	1	-	-	-	-	-	-	-	-	-	-	-	-	-	-	-	-	-	-	-									
Nonene (1-nonylene)	Colorless Liquid	1	-	-	-	-	-	-	-	-	-	1	-	-	-	-	-	-	-	-	-									
Nonyl Alcohol (Octyl Carbinol)	Colorless Liquid	1	1	1	1	-	1	-	-	-	-	1	-	-	-	-	-	-	-	-	-									
Nonylene (Nonene)	Colorless Liquid	1	-	-	-	-	-	-	-	-	-	1	-	-	-	-	-	-	-	-	-									
<b>O</b>																														
Octadecanoic Acid (Stearic Acid)	Colorless Waxy Solid	1	1	1	1	2	2	2	2	2	2	1	2	1	1	1	X	2	1	X	X									
Octanoic Acid (Caprylic Acid)	Colorless Oily Liquid	1	-	-	-	-	-	-	-	-	-	-	-	1	-	-	-	-	-	-	-									
Octanol (Octyl Alcohol)	Colorless Liquid	1	1	-	-	-	2	2	2	2	-	1	-	1	1	2	1	1	1	1	2									
Octene	Colorless Liquid	1	-	-	-	-	-	-	-	-	-	1	-	-	-	-	-	-	-	-	-									
Octyl Acetate	Colorless Liquid	1	-	-	-	-	X	-	X	-	X	X	1	-	-	-	-	-	-	-	-									
Octyl Alcohol (Octanol)	Colorless Liquid	1	1	-	-	-	2	2	2	2	-	1	-	1	1	2	1	1	1	1	2									
Octyl Aldehyde	Colorless Liquid	1	-	-	-	-	X	-	X	-	X	X	X	-	-	-	-	-	-	-	-									
Octyl Carbinol (Nonyl Alcohol)	Colorless Liquid	1	1	1	1	-	1	-	-	-	-	1	-	-	-	-	-	-	-	-	-									
Octyl Phenol (Diisobutyl Phenol)	White Flakes	1	-	-	-	-	-	-	1	-	-	-	-	-	-	-	-	-	-	-	-									
Octylamine	Water White Liquid	1	-	-	-	-	X	-	X	-	2	X	X	-	-	-	-	-	-	-	-									
Oil (SAE Motor Oils)	Liquid	1	1	-	X	X	1	X	X	2	X	1	2	1	1	2	-	-	-	-	-									
Oil of Turpentine	Liquid	1	2	2	-	X	1	X	X	2	X	1	X	-	1	1	-	-	-	-	-									
Oils, Animal (High Fatty Acid Content)	Solid to Liquids	1	2	-	2	X	1	X	X	2	2	1	X	1	-	2	1	1	1	1	1									





Note: For Explanation of Ratings, Refer to Page 155

39496-000  
July 1, 2006  
Supersedes 39496-000  
January 17, 2005

# Industrial Hose

# Chemical Resistance Table

Contact Denver Product Application for recommendations for chemicals not listed. Phone (303) 744-5070  1 = Preferred - Constant Contact 2 = Acceptable - Intermittent Contact X = Not Recommended - = No Data  <b>NOTE: Ratings are for the affect on the polymer only!</b>	Form (at room temperature unless otherwise stated)	Gates Hose / Polymers														Couplings / Adapters												
		Stallion®		Mustang®		Renegade™		Food & Bev. Mstr.																				
		T	K	L	S	P	C	D	D	A	H	V	M	J	Z	G	Iron/Carbon Steel		Stainless Steel 304		Stainless Steel 316		Aluminum		Brass		Polypropylene	
		Teflon®/Neoflon®	Gatron™	UHMWPE	Sanitron™	EPDM	NBR	SBR	NR	Neoprene	Butyl	Fluorocarbon	Hypalon®	CPE	Nylon	PVC												
Phenothiazine	Greenish Powder or Flakes	-	-	-	-	-	-	1	-	-	-	-	-	-	-	-	-	-	-	-	-	-	-	-	-			
Phenyl Acetate	Water White Liquid	-	-	-	-	-	-	-	-	-	-	-	-	-	-	-	-	-	-	-	-	-	-	-	-			
Phenyl Chloride (Chlorobenzene)	Clear Volatile Liquid	1	2	-	X	X	X	X	X	X	X	1	X	X	X	X	1	1	1	1	1	1	1	1	X			
Phenylenediamine (ortho)	Colorless to Red Solid Needles	-	-	-	-	-	-	1	-	-	-	-	-	-	-	-	-	-	-	-	-	-	-	-	-			
Phorone (Diisopropylidene Acetone)	Yellow Liquid	1	1	-	-	2	X	X	X	X	2	X	X	-	-	-	1	1	1	-	1	-	-	-	-			
Phosgene (Carbonyl Chloride)	Gas, Liquid 60 PSI @ 120°F (49°C)	1	X	X	X	X	X	X	X	X	2	1	X	-	2	-	-	-	-	-	-	-	-	-	-			
Phosphate Ester Hydraulic Fluid	Liquid	1	1	1	-	1	X	X	X	X	-	X	-	2	-	-	-	-	-	-	-	-	-	-	-			
Phosphate Rock	Solid	-	-	-	-	-	-	1	-	-	-	-	-	-	-	-	-	-	-	-	-	-	-	-	-			
Phosphate, Trisodium	In Water	1	1	1	1	-	-	-	-	-	1	-	-	-	-	-	-	-	-	-	-	-	-	-	-			
Phosphoric Acid (100%)	Crystals	1	2	X	2	2	-	-	-	-	1	-	-	-	-	-	-	-	-	-	-	-	-	-	-			
Phosphoric Acid (35% or less)	Colorless Liquid	1	1	1	1	1	2	2	2	2	2	1	1	1	-	-	X	1	1	X	2	1	-	-	-			
Phosphoric Acid (50%)	Colorless Liquid	1	1	1	1	1	2	2	2	2	2	1	1	1	X	X	X	1	1	X	2	1	-	-	-			
Phosphoric Acid (75%)	Colorless Liquid	1	2	1	2	2	-	-	-	-	1	1	1	X	X	X	2	2	X	X	1	-	-	-	-			
Phosphoric Acid (85%)	Syrupy Liquid	1	2	1	2	2	X	X	X	X	X	1	1	1	X	X	X	2	2	X	X	1	-	-	-			
Phosphoric Acid (90%)	Syrupy Liquid	1	2	1	2	2	-	-	-	-	1	-	-	-	-	-	-	-	-	-	-	-	-	-	-			
Phosphoric Acid, Spent	Liquid	1	1	-	-	1	-	-	-	-	1	-	-	-	-	-	-	-	-	-	-	-	-	-	-			
Photographic, Developers	-	1	-	-	-	-	-	-	-	-	-	-	-	-	-	-	-	-	-	-	-	-	-	-	-			
Photographic, Emulsions	Liquid	1	-	-	-	-	-	-	-	-	-	-	-	-	-	-	-	-	-	-	-	-	-	-	-			
Photographic, Fixing Solutions	Liquid	1	-	-	-	-	-	-	-	-	-	-	-	-	1	-	-	-	-	-	-	-	-	-	-			
Phthalic Acid	Colorless Crystals	-	-	-	-	-	-	1	-	-	-	-	-	-	-	-	-	-	-	-	-	-	-	-	-			
Phthalic Acid (50%)	Colorless Liquid	1	-	1	-	-	-	-	-	-	-	-	-	-	-	-	-	-	-	-	-	-	-	-	-			
Phthalic Anhydride, Molten	White Crystalline Solid	-	-	X	-	-	-	-	-	-	-	-	-	-	-	-	-	-	-	-	-	-	-	-	-			
Picric Acid (Solution)	In Water	1	2	2	2	2	-	-	-	-	1	-	-	-	-	-	X	1	1	X	X	1	-	-	-			
Picric Acid (Trinitrophenol)	Yellow Crystals	1	2	2	2	2	2	2	2	2	2	1	2	-	X	1	X	1	1	X	X	1	-	-	-			
Pine Oil	Colorless to Amber Liquid	1	1	-	-	X	2	X	X	-	X	2	X	2	-	-	-	-	-	-	-	-	-	-	-			
Pine Tar	Viscous Brown to Black Liquid	1	2	-	-	-	-	-	-	-	1	-	-	-	-	-	-	-	-	-	-	-	-	-	-			
Pinene	Colorless Transparent Liquid	1	1	-	X	X	2	X	X	X	X	1	-	2	1	X	1	1	1	-	-	-	-	-	-			
Piperazine Hydrochloride Solution (34%)	In Water	1	1	-	-	2	-	-	-	-	-	-	-	-	-	-	-	-	-	-	-	-	-	-	-			
Pitch	In Aromatic Hydrocarbons	1	2	X	X	X	2	X	X	X	X	1	X	-	1	X	-	-	-	-	-	-	-	-	-			
Plating Solution Chrome Under 120°F (49°C)	Liquid	1	1	-	-	2	-	-	-	-	2	2	-	-	X	X	-	X	X	-	X	X	-	-	1			
Pluronic (Block Polymer with Hydroxyl by BASF)	Liquid	1	1	1	1	1	-	-	-	-	1	-	-	-	-	-	-	-	-	-	-	-	-	-	-			
Polyester Plastic	-	1	1	-	-	-	-	-	-	-	2	-	-	2	-	-	-	-	-	-	-	-	-	-	-			
Polyethylene Glycol	Colorless Liquid to glassy Solid	1	-	-	-	1	2	-	1	1	1	1	1	-	2	2	-	-	-	-	-	-	-	-	-			
Polyethylene Plastic	Solid Beads	-	-	-	-	-	-	1	-	-	-	-	-	-	-	-	-	-	-	-	-	-	-	-	-			
Polypropylene Glycol	Liquid	1	1	-	1	1	1	-	1	1	1	1	1	-	-	-	-	-	-	-	-	-	-	-	-			
Polypropylene Plastic	Solid Beads	-	-	-	-	-	-	1	-	-	-	-	-	-	-	-	-	-	-	-	-	-	-	-	-			
Polystyrene Plastic	Solid Beads	-	-	-	-	-	-	1	-	-	-	-	-	-	-	-	-	-	-	-	-	-	-	-	-			
Polyurethane Foam Under 125°F (52°C)	-	1	1	-	-	2	-	-	-	-	2	2	-	-	-	-	-	-	-	-	-	-	-	-	-			
Polyvinyl Acetate - Emulsions	Emulsion	1	-	-	1	1	1	-	1	2	1	-	1	-	-	-	-	-	-	-	-	-	-	-	-			
Potash (Potassium Carbonate) Aqueous Solution	Liquid	1	1	-	1	1	-	1	1	1	1	1	1	-	1	1	2	1	1	-	X	1	-	-	-			
Potassium Acetate	White Powder	1	1	-	-	2	2	2	2	2	2	X	2	1	-	1	-	1	-	1	-	-	-	-	1			
Potassium Bicarbonate	Colorless crystal or white Powder	1	1	-	-	1	1	1	1	1	1	1	1	-	1	1	-	-	-	-	-	-	-	-	-			
Potassium Bisulfate	Colorless crystal	1	1	-	-	1	1	1	1	1	1	1	1	1	-	1	-	1	-	-	-	-	-	-	-			
Potassium Bromate	White Crystal or Powder	1	-	-	-	-	-	-	-	-	-	-	-	-	-	-	-	-	-	-	-	-	-	-	1			
Potassium Bromide	White Crystals or Powder	1	1	-	-	1	1	1	1	1	1	1	1	-	1	1	-	-	-	-	-	-	-	-	-			
Potassium Carbonate	White granular Powder	1	1	-	-	1	1	1	1	1	1	1	1	1	1	1	2	1	1	-	X	1	-	-	-			
Potassium Carbonate, Liquid	Colorless to Cloudy Liquid	1	1	-	1	1	1	1	1	1	1	1	1	-	1	1	2	1	1	-	X	1	-	-	-			
Potassium Chlorate	Colorless to white Powder	1	-	-	-	-	-	-	-	-	-	-	-	-	2	1	-	-	-	-	-	-	-	-	-			
Potassium Chloride	Colorless to white Solid	1	-	-	-	-	-	-	-	-	-	-	-	1	1	1	-	-	-	-	-	-	-	-	-			
Potassium Chloride, Dry	White Solid	1	1	-	1	1	1	1	1	1	1	1	1	-	1	1	-	-	-	-	-	-	-	-	-			
Potassium Chromate	Yellow Crystal	1	2	-	-	2	X	X	X	2	2	1	2	1	2	1	-	-	-	-	-	-	-	-	-			



Note: For Explanation of Ratings, Refer to Page 155

39496-000

July 1, 2006

Supersedes 39496-000

January 17, 2005

# Industrial Hose

# Chemical Resistance Table

Chemical	Form (at room temperature unless otherwise stated)	Gates Hose / Polymers														Couplings / Adapters						
		Stallion <sup>®</sup> Mustang <sup>®</sup> Renegade <sup>™</sup>		Food & Bev. Mstr.										Iron/Carbon Steel	Stainless Steel 304	Stainless Steel 316	Aluminum	Brass	Polypropylene			
		T	K	L	S	P	C	D	D	A	H	V	M							J	Z	G
		Teflon <sup>®</sup> /Neoflon <sup>™</sup>	Gartron <sup>™</sup>	UHMWPE	Sanitron <sup>™</sup>	EPDM	NBR	SBR	NR	Neoprene	Butyl	Fluorocarbon	Hypalon <sup>®</sup>	CPE	Nylon	PVC						
Potassium Cuprocyanide	White Crystalline Solid	1	-	-	-	1	1	1	1	1	1	1	-	2	1	-	-	-	-	-	1	
Potassium Cyanide	White Crystal	1	-	-	-	-	-	-	-	-	-	-	1	-	-	-	-	-	-	-	-	
Potassium Dichromate	White Crystalline Powder	1	-	-	-	-	-	-	-	-	-	-	1	2	1	-	-	-	-	-	-	
Potassium Ferrocyanide	Yellow Crystal or Powder	1	-	-	-	-	-	-	-	-	-	-	-	-	1	-	-	-	-	-	1	
Potassium Fluoride	White Crystalline Powder	1	-	-	-	-	-	-	-	-	-	-	-	-	1	-	-	-	-	-	1	
Potassium Hydrate	White Solid	1	-	-	-	2	2	2	2	2	2	1	X	1	-	2	2	-	-	-	-	-
Potassium Hydroxide (45% Caustic Potash)	Colorless to Cloudy Liquid	1	1	1	1	2	2	2	2	2	-	1	2	-	1	1	1	-	-	-	-	-
Potassium Hydroxide, Liquid	Colorless to Cloudy Liquid	1	1	-	-	1	2	2	2	2	1	X	2	-	X	X	-	-	-	-	-	
Potassium Iodide	White Solid	1	-	-	-	1	1	-	-	1	-	1	1	-	-	1	-	-	-	-	2	
Potassium Nitrate	Colorless to white Solid	1	-	-	-	-	-	-	-	-	-	-	-	1	1	1	-	-	-	-	-	
Potassium Permanganate	Dark purple Crystal	1	1	-	-	-	-	-	-	-	-	-	-	X	X	-	-	-	-	-	-	
Potassium Persulfate	White Crystal	1	-	-	-	-	-	-	-	-	-	-	-	-	1	-	-	-	-	-	-	
Potassium Phosphate	Colorless to white Crystal	1	-	-	-	1	-	-	-	1	-	1	1	-	-	-	-	-	-	-	-	
Potassium Silicate, Other Than Dry	-	1	1	-	-	1	1	2	-	1	-	1	-	-	-	-	-	-	-	-	-	
Potassium Sulfate	White Crystal or Powder	1	-	-	1	-	-	-	-	-	-	-	1	1	1	-	-	-	-	-	-	
Potassium Sulfide	Red or yellow Crystal or Solid	1	1	-	-	1	1	-	-	1	1	1	2	-	-	-	-	-	-	-	-	
Potassium Sulfite	White Crystal or Powder	1	-	-	-	-	-	-	-	-	-	-	-	1	-	2	-	-	-	-	-	
Potassium Thiosulfate	Colorless crystal	1	-	-	-	1	-	-	-	1	-	1	1	-	-	1	-	-	-	-	-	
Primatol A, S, P (Ag Spray)	Liquid	1	-	-	-	-	-	-	-	-	-	-	-	-	-	-	-	-	-	-	-	
Propane Gas	Colorless Gas	<b>CONTACT DENVER PRODUCT APPLICATION</b>														-	-	-	-	-	-	
Propanediol	Colorless Liquid	1	1	-	-	1	1	-	-	X	1	1	2	-	-	-	-	-	-	-	-	
Propanol (Propyl Alcohol)	Colorless Liquid	1	1	1	1	1	-	-	-	-	1	1	-	1	1	2	-	-	-	-	-	
Propionic Acid	Colorless Oily Liquid	1	1	1	1	2	X	2	2	X	2	1	2	-	-	-	1	1	-	-	-	
Propyl Acetate	Colorless Liquid	1	1	1	1	-	-	-	-	-	X	-	2	-	-	-	-	-	-	-	-	
Propyl Alcohol (Propanol)	Colorless Liquid	1	1	1	1	1	-	-	-	-	1	1	-	1	1	2	-	-	-	-	-	
Propyl Aldehyde	White-water Liquid	1	-	-	-	-	X	-	X	-	2	X	X	-	-	-	-	-	-	-	-	
Propyl Chloride	Colorless Liquid	1	-	-	-	-	X	-	X	-	X	2	X	-	-	-	-	-	-	-	-	
Propylene	Colorless Gas	1	-	-	-	X	X	X	X	X	X	1	X	-	-	-	-	-	-	-	-	
Propylene Diamine	Colorless Liquid	1	-	-	-	-	2	-	2	-	2	-	X	-	-	-	-	-	-	-	-	
Propylene Dichloride (Dichloropropane)	Colorless Liquid	1	-	-	-	X	X	X	X	X	X	2	X	-	-	-	-	-	-	-	-	
Propylene Glycol	Liquid	1	1	-	1	1	1	1	1	1	1	1	1	1	2	1	-	-	-	-	-	
Propylene Oxide	Colorless Liquid	-	-	-	-	-	-	-	-	-	-	1	-	-	-	-	-	-	-	-	-	
Purina Insecticide	-	1	1	-	-	2	X	-	-	X	2	2	-	-	2	-	1	1	1	1	2	
Puropale RX Oils	Liquid	1	1	-	-	X	1	-	-	-	X	-	-	-	1	2	1	1	1	1	1	
Pydraul 10E, 29E-LT, 30E, 60, 65E, 115SE	Liquid	1	1	-	-	2	X	-	-	-	2	-	-	2	-	X	1	1	1	1	1	
Pydraul 135	Liquid	1	1	-	-	-	X	-	-	-	2	1	-	2	2	-	1	1	1	-	-	
Pydraul 150	Liquid	1	1	-	-	2	X	X	X	X	2	1	X	2	2	X	1	1	1	1	1	
Pydraul 280	Liquid	1	1	-	-	2	X	X	X	X	2	2	X	2	2	X	1	1	1	-	-	
Pydraul 312	Liquid	1	1	-	2	X	X	X	X	X	X	1	-	2	1	X	1	1	1	-	-	
Pydraul 50E	Liquid	1	1	-	-	2	-	-	-	-	2	2	-	2	1	X	-	-	-	-	-	
Pydraul 540	Liquid	1	1	-	-	X	X	X	X	X	X	1	X	2	X	X	1	1	1	-	-	
Pydraul 625	Liquid	1	1	-	-	2	X	X	X	X	2	1	X	2	2	X	1	1	1	-	-	
Pydraul A-200	Liquid	1	1	-	-	X	X	X	X	X	X	1	X	2	2	X	1	1	1	-	-	
Pydraul F-9	Liquid	1	2	-	-	2	X	X	X	X	2	1	X	2	2	-	1	1	1	-	-	
Pyrene (Carbon Tetrachloride)	Colorless Liquid	1	2	X	X	X	X	X	X	X	X	1	X	2	1	X	X	2	2	X	2	X
Pyrethrum	Liquid	1	-	-	-	-	-	-	-	-	-	-	-	-	-	2	-	-	-	-	-	
Pyridine (50%)	-	1	2	-	2	-	-	-	-	X	-	X	X	-	-	X	-	1	1	1	1	
Pyrogard 160, 230, 630	Liquid	1	1	-	-	-	-	-	-	-	-	2	-	-	-	-	1	1	1	-	-	
Pyrogard 51, 53, 55	Liquid	1	1	-	-	2	X	-	-	-	2	-	-	-	-	-	1	1	1	-	-	
Pyrogard C, D	Liquid	1	1	-	-	X	1	-	-	-	X	-	-	-	1	2	1	1	1	1	1	
Pyronal (Transformer Oil)	Liquid	1	1	-	-	-	-	-	-	-	-	1	-	-	-	-	-	-	-	-	-	



Note: For Explanation of Ratings, Refer to Page 155

39496-000  
July 1, 2006  
Supersedes 39496-000  
January 17, 2005

# Industrial Hose

# Chemical Resistance Table

Contact Denver Product Application for recommendations for chemicals not listed. <b>Phone (303) 744-5070</b>  <b>1 = Preferred - Constant Contact</b> <b>2 = Acceptable - Intermittent Contact</b> <b>X = Not Recommended</b> <b>- = No Data</b>  <b>NOTE: Ratings are for the affect on the polymer only!</b>		Gates Hose / Polymers															Couplings / Adapters																													
		Stallion® Mustang® Renegade™			Food & Bev. Mstr.																																									
		T	K	L	S	P	C	D	D	A	H	V	M	J	Z	G																														
		Teflon®/Neoflon®			Sanitron™						Neoprene			Fluorocarbon			Hypalon®			CPE			Nylon			PVC			Iron/Carbon Steel																	
Chemical		Form (at room temperature unless otherwise stated)		Gatron™			UHMWPE			EPDM			NBR			SBR			NR			Butyl			Fluorocarbon			Hypalon®			CPE			Nylon			PVC			Stainless Steel 304						
																																					Stainless Steel 316									
																																					Aluminum									
																																					Brass									
																																					Polypropylene									
<b>Q</b>																																														
Quenching Oil		Liquid		1 - -			- - 2			- - 2			- - 2			- - 2			- - 2			- - 2			- - 2			- - 2			- - 2			- - 2			- - 2			- 1 1						
Quintolubric 822		Liquid		1 1 -			- 2 1			- - 2			- - 2			X 1 -			- - 1			- - 1			- - 1			- - 1			- - 1			- - 1			- - 1			1 1 1						
<b>R</b>																																														
Ramrod (Ag Spray)		-		1 1 -			- - -			- - -			- - -			- - -			- 1 -			- 1 -			- 1 -			- 1 -			- 1 -			- 1 -			- 1 -			1 1 1						
Rando Oils		Liquid		1 1 -			- X 1			- - -			- - -			X - -			- 1 -			- 1 -			- 1 -			- 1 -			- 1 -			- 1 -			- 1 -			1 1 1						
Rape Seed Oil		Brownish to yellow Liquid		1 1 -			2 2 -			- - -			- - -			2 - X			- 2 -			- 2 -			- 2 -			- 2 -			- 2 -			- 2 -			- 2 -			1 1 1						
Red Oil (Commercial Oleic Acid) (MIL-5606)		Liquid		1 2 2			2 2 1			X X 2			2 2 X			2 1 2			2 1 2			2 2 1			2 2 1			2 2 1			2 2 1			2 2 1			2 2 1			1 2 1						
Refined Wax (Petroleum)		-		1 1 -			- - 1			X X 2			- 1 -			- 1 -			- 1 -			- 1 -			- 1 -			- 1 -			- 1 -			- 1 -			- 1 -			- 1 -			1 1 1			
Regal Oils R&O		Liquid		1 1 -			- X 1			- - -			- - -			X - -			- 1 2			- 1 2			- 1 2			- 1 2			- 1 2			- 1 2			- 1 2			1 1 1						
Richfield "A" Weed Killer		-		1 1 -			- X 2			X X X			X 2 X			- - 2			- - 2			- - 2			- - 2			- - 2			- - 2			- - 2			- - 2			- - 2			- - -			
Road Paving Compound		-		- - X			- - -			- - -			- - -			- - -			- - -			- - -			- - -			- - -			- - -			- - -			- - -			- - -			- - -			
Road Tar		-		- - 2			- - -			- - -			- - -			- - -			- - -			- - -			- - -			- - -			- - -			- - -			- - -			- - -			- - -			
Rubilene Oils		Liquid		1 1 -			- X 1			- - -			- - -			X - -			- - -			- 1 2			- - -			- - -			- - -			- - -			- - -			- - -			- - -			
<b>S</b>																																														
Salicylic Acid		White Powder		1 1 1			1 2 X			2 2 -			2 2 -			- 1 1			- 1 1			- 1 1			- 1 1			- 1 1			- 1 1			- 1 1			- 1 1			2 - -						
Salt Water (Sea Water)		Liquid		1 1 -			1 1 2			2 X 2			1 1 2			- 1 1			- 1 1			2 1 1			2 1 1			- 2 -			- 2 -			- 2 -			- 2 -			- - -						
Sauerkraut		-		1 - -			- - -			- - -			- - -			- 2 -			- 2 -			- 2 -			- 2 -			- 2 -			- 2 -			- 2 -			- 2 -			- 2 -			- - -			
Sea Water		Colorless Liquid		1 1 -			1 1 2			2 X 2			1 1 2			- 1 1			- 1 1			2 1 1			2 1 1			- 2 -			- 2 -			- 2 -			- 2 -			- - -						
Sevin		-		1 2 -			- 2 -			- - -			- - -			- 1 -			- 1 -			- - -			- - -			- - -			- - -			- - -			- - -			- - -			- - -			
Sewage		Sludge		1 1 1			1 1 2			2 X 2			- - 2			1 1 2			X 1 1			X 1 1			2 1 -			2 1 -			2 1 -			2 1 -			2 1 -			- - -						
Shampoo		Liquid		1 - 1			- - -			- - -			- - -			- - -			- - -			- - -			- - -			- - -			- - -			- - -			- - -			- - -			- - -			
Shellac		Orange to colorless flake		1 - X			- - -			- - -			- - -			- 1 -			- - -			- - -			- - -			- - -			- - -			- - -			- - -			- - -			- - -			
Shortening		-		1 - -			- X 1			- - -			- - -			- - -			- - -			- - -			- - -			- - -			- - -			- - -			- - -			- - -			- - -			
Silicate of Soda		Brownish or yellow Liquid		1 1 -			- 1 1			- 1 1			1 1 1			- - -			- - -			- - -			- - -			- - -			- - -			- - -			- - -			- - -			- - -			
Silicone Greases		Liquid		1 2 -			- - 2			- - 2			- 2 2			- 1 2			- 1 2			1 1 1			1 1 1			- 1 -			- 1 -			- 1 -			- 1 -			- - -						
Silicone Oils		Liquid		1 2 -			- - 2			- - 2			- 2 2			- 1 2			- 1 2			1 1 1			1 1 1			- 1 -			- 1 -			- 1 -			- 1 -			- - -						
Silver Cyanide		White Powder		1 1 -			- - -			- - 1			- - -			- 1 -			- - -			- - -			- - -			- - -			- - -			- - -			- - -			- - -			- 1 -			
Silver Nitrate		Colorless crystal		1 1 -			- 1 1			1 1 1			1 1 1			1 1 2			2 1 1			2 1 1			1 2 -			1 2 -			1 2 -			1 2 -			1 2 -			- - -						
Skydrol 500A & 7000		Liquid		1 1 -			1 1 X			X X X			2 X X			2 1 X			1 1 1			1 1 1			1 - -			1 - -			1 - -			1 - -			1 - -			- - -						
Soap Oil		Liquid		1 1 2			- - X			- - X			- - X			- - -			1 1 1			1 1 1			- - -			- - -			- - -			- - -			- - -			- - -						
Soap Solutions		Liquid		1 1 1			- 1 1			X X 2			1 1 1			1 1 1			1 1 1			1 1 1			1 1 1			1 1 1			1 1 1			1 1 1			1 1 1			- - -						
Soap, Liquid		Liquid		1 1 -			- 1 1			2 2 1			2 1 1			- 2 2			- 2 2			1 1 1			1 1 1			- - -			- - -			- - -			- - -			- - -						
Soda Ash (Sodium Carbonate)		Grayish Powder		1 1 -			- 1 1			1 1 1			1 1 1			1 1 1			1 1 1			1 1 1			1 1 1			1 1 1			1 1 1			1 1 1			1 1 1			X 2 1						
Soda Water		Liquid		1 - -			- - -			- - -			- - -			- 1 1			- 1 1			- - -			- - -			- - -			- - -			- - -			- - -			- - -			- - -			
Sodium Acetate		Colorless crystal		1 1 -			- 2 X			2 2 X			2 X X			1 1 1			1 1 1			1 1 1			1 1 1			1 1 1			1 1 1			1 1 1			1 1 1			- - -						
Sodium Aluminate Solution		Colorless to cloudy Liquid		1 1 -			- 1 1			2 2 1			1 1 1			- 2 2			- - -			- - -			- - -			- - -			- - -			- - -			- - -			- - -						
Sodium Benzoate		White Crystals or Powder		1 - -			- - -			- - -			- - -			- 1 -			- - -			- - -			- - -			- - -			- - -			- - -			- - -			- - -			- 1 -			
Sodium Bicarbonate		White Crystal or Powder		1 1 -			- 1 1			1 1 1			1 1 1			1 1 1			2 1 1			2 1 1			- 2 -			- 2 -			- 2 -			- 2 -			- 2 -			- - -						
Sodium Bichromate Solution		Red to clear Liquid		1 1 -			- 1 2			2 2 2			1 1 2			- 2 2			- - -			- - -			- - -			- - -			- - -			- - -			- - -			- - -						
Sodium Bisulfate (Niter Cake)		Colorless Crystals to White Lumps		1 1 -			- 1 1			1 1 1			1 1 1			1 1 1			1 1 1			1 1 1			X 1 1			X 1 1			X 1 1			X 1 1			X 1 1			X X -						
Sodium Bisulfite		White Crystals or Powder		1 1 -			- 1 1			1 1 1			1 1 1			1 1 1			1 1 1			1 1 1			1 1 1			1 1 1			1 1 1			1 1 1			1 1 1			1 1 1			- - -			
Sodium Borate (Borax)		White Crystals		1 1 -			- 1 1			1 1 1			1 1 1			1 1 1			2 1 1			2 1 1			- 2 1			- 2 1			- 2 1			- 2 1			- 2 1			- 2 1						
Sodium Carbonate (Soda Ash)		Grayish Powder		1 1 -			- 1 1			1 1 1			1 1 1			1 1 1			1 1 1			1 1 1			1 1 1			1 1 1			1 1 1			1 1 1			1 1 1			1 1 1			X 2 1			
Sodium Chlorate		Colorless Crystals		1 - -			- 1 1			1 1 2			2 1 1			- 1 1			- 1 1			- - -			- - -			- - -			- - -			- - -			- - -			- - -			- 1 -			
Sodium Chloride		Colorless to white Crystals		1 1 1			1 1 1			1 1 1			1 1 1			1 1 1			1 1 1			1 1 1			2 2 1			2 2 1			2 2 1			2 2 1			2 2 1			2 2 1			X X -			



Note: For Explanation of Ratings, Refer to Page 155

39496-000  
 July 1, 2006  
 Supersedes 39496-000  
 January 17, 2005

# Industrial Hose

# Chemical Resistance Table

<p>Contact Denver Product Application for recommendations for chemicals not listed.            Phone (303) 744-5070</p> <p>1 = Preferred - Constant Contact            2 = Acceptable - Intermittent Contact            X = Not Recommended            - = No Data</p> <p><b>NOTE:</b> Ratings are for the affect on the <i>polymer only!</i></p>		Gates Hose / Polymers															Couplings / Adapters					
Chemical	Form (at room temperature unless otherwise stated)	Stallion®	Mustang®	Renegade™	Food & Bev. Mstr.												Iron/Carbon Steel	Stainless Steel 304	Stainless Steel 316	Aluminum	Brass	Polypropylene
		T	K	L	S	P	C	D	D	A	H	V	M	J	Z	G						
		Teflon®/Neoflon™	Gartron™	UHMWPE	Sanitron™	EPDM	NBR	SBR	NR	Neoprene	Butyl	Fluorocarbon	Hypalon®	CPE	Nylon	PVC						
Sodium Chlorite Solution	Colorless to cloudy Liquid	2	-	-	-	X	X	2	2	X	2	X	2	-	X	2	-	-	-	-	-	-
Sodium Chromate	Yellow, translucent Crystals	1	-	-	-	-	-	1	2	2	1	2	1	X	-	2	2	-	-	-	-	-
Sodium Cyanide	In Water	1	1	-	-	1	1	1	1	1	1	1	1	1	1	1	2	1	1	X	X	-
Sodium Cyanide	White Crystalline Powder	1	1	-	-	1	1	1	1	1	1	1	1	1	1	1	1	1	1	X	X	-
Sodium Dichromate	Red to red-orange Crystals	1	-	-	-	1	1	2	2	2	1	1	2	1	-	1	-	-	-	-	-	1
Sodium Ferricyanide	Ruby-red Crystals	1	-	-	-	-	-	-	-	-	-	-	-	-	-	1	-	-	-	-	-	1
Sodium Ferrocyanide	Yellow, transparent Crystals	1	-	-	-	-	-	-	-	-	-	-	-	-	-	1	-	-	-	-	-	1
Sodium Fluoride (70%)	White Liquid	1	1	1	-	2	-	2	2	-	2	-	-	-	-	1	-	2	-	-	-	-
Sodium Hydrate	White Solid	1	2	-	-	1	2	2	2	2	2	2	2	-	2	2	-	-	-	-	-	-
Sodium Hydrochlorite	Pale greenish Liquid	1	2	-	-	2	X	2	X	X	2	1	1	-	2	2	-	-	-	-	-	-
Sodium Hydrosulfide	Colorless needles	1	-	-	-	-	-	-	-	-	-	-	-	-	-	1	-	-	-	-	-	-
Sodium Hydrosulfite	Lemon colored Powder or flake	1	-	-	-	-	-	-	-	-	-	-	-	-	-	2	-	-	-	-	-	-
Sodium Hydroxide (10%)	Colorless Liquid	1	1	1	1	-	-	-	-	-	-	1	-	1	-	-	-	-	-	-	-	-
Sodium Hydroxide (40%)	Colorless Liquid	1	1	1	1	2	2	1	1	1	2	1	1	1	X	-	2	1	1	X	X	-
Sodium Hydroxide (50% Under 212°F (100°C))	Colorless Liquid	1	1	2	-	1	2	-	-	-	-	X	-	-	-	-	-	-	-	-	-	-
Sodium Hydroxide (50%, Under 115°F (46°C))	Colorless Liquid	1	1	2	1	2	X	1	1	2	1	X	1	1	X	-	2	2	2	X	X	-
Sodium Hydroxide (50%, Under 180°F (82°C))	Colorless Liquid	1	1	2	1	2	X	X	X	2	2	X	2	1	X	-	X	2	2	X	X	-
Sodium Hydroxide (60%)	White Liquid	1	2	1	-	2	X	2	2	2	2	X	2	1	X	-	X	2	2	X	X	-
Sodium Hydroxide 25%	Colorless Liquid	1	1	1	1	2	2	1	1	1	2	1	1	X	-	-	X	X	2	X	X	-
Sodium Hypochlorite (20%)	White Liquid	1	2	1	-	1	X	X	X	X	-	X	1	1	2	1	X	X	2	X	X	-
Sodium Hypochlorite (5%)	White Liquid	1	2	1	-	1	X	X	X	-	-	1	1	1	1	1	X	X	2	X	X	-
Sodium Hyposulfate	Large, transparent Crystals	1	-	-	-	-	-	-	-	-	-	-	-	-	-	1	-	-	-	-	-	-
Sodium Metallic	Silver Solid	2	-	-	-	1	2	-	-	-	-	-	-	-	-	-	-	-	-	-	-	-
Sodium Metaphosphate	Colorless Crystals to white Powder	1	1	-	-	2	2	2	2	2	2	2	2	1	1	1	X	1	1	1	X	-
Sodium Nitrate	Colorless crystal	1	1	-	-	2	X	X	X	X	2	-	2	1	1	1	1	2	2	2	2	-
Sodium Perborate	White, amorphous Powder	1	1	-	-	2	X	X	X	X	2	-	X	-	2	-	X	1	1	1	X	-
Sodium Peroxide	Yellowish white Powder	1	1	2	-	-	-	-	1	1	1	1	1	2	X	1	X	1	1	1	X	-
Sodium Phosphate	Colorless Crystals to white Powder	1	1	-	-	2	-	2	2	X	2	-	-	1	1	1	-	1	1	X	X	-
Sodium Silicate	Lumps of greenish glass	1	1	-	1	1	1	1	1	1	1	1	1	1	1	1	-	-	-	-	-	1
Sodium Sulfate	White Crystals or Powder	1	1	-	-	1	1	2	2	1	1	1	1	1	1	1	-	-	-	-	-	1
Sodium Sulfate Decahydrate (Glauber's Salt)	Crystals or Powder	1	-	-	-	1	-	1	1	-	-	-	-	-	-	-	-	-	-	-	-	-
Sodium Sulfhydrate	Colorless to cloudy Liquid	1	2	-	-	1	2	X	2	2	2	2	2	-	2	2	-	-	-	-	-	-
Sodium Sulfide	Yellow/Brick red flakes or Crystals	1	1	-	-	1	1	2	2	1	1	1	1	1	1	1	-	-	-	-	-	1
Sodium Sulfide Solution	Colorless to cloudy Liquid	1	2	-	-	1	2	-	2	2	1	2	2	-	X	-	-	-	-	-	-	1
Sodium Sulfite	White Crystals or Powder	1	1	-	-	2	2	2	2	2	2	-	2	1	1	1	1	1	1	-	-	-
Sodium Sulfite Solution	Colorless to cloudy Liquid	1	2	-	-	1	2	-	2	2	1	2	2	-	X	-	1	1	1	-	-	-
Sodium Sulphhydrate	Colorless needles	1	2	-	-	1	2	-	-	2	1	2	2	-	2	2	-	-	-	-	-	-
Sodium Thiocyanate Solution	Colorless to cloudy Liquid	1	1	-	-	1	1	2	-	1	2	1	2	-	-	-	-	-	-	-	-	-
Sodium Thiosulfate (HPO)	White Powder	1	1	-	-	1	1	1	1	1	1	-	1	1	1	1	X	1	1	2	X	-
Sodium Tripolyphosphate (STPP)	White Powder	1	2	-	-	-	-	-	-	-	2	X	-	-	-	-	-	1	1	X	X	-
Solnus Oils	Liquid	1	1	-	-	X	1	-	-	-	X	-	-	-	1	1	1	1	1	1	1	-
Sour Crude Oil	Liquid	-	-	-	-	-	-	-	-	-	-	-	-	-	X	-	-	-	-	-	-	-
Soybean Oil	Pale yellow oil	1	1	1	2	X	2	X	X	2	2	1	2	-	1	2	1	1	1	-	-	-
Spent Acid	Liquid	1	2	2	X	X	X	X	X	X	X	1	2	X	X	X	-	1	1	-	-	-
Stannic Chloride	Colorless, fuming Liquid	1	1	-	-	-	2	2	2	X	X	1	X	1	X	2	X	-	-	X	-	-
Stannic Sulfide	Yellow to brown Powder	1	2	-	-	-	2	-	2	-	2	-	2	-	-	-	-	-	-	-	-	-
Stannous Chloride (Under 150°F)	White Mass	1	1	-	-	2	1	1	1	1	1	1	1	1	X	1	-	-	-	-	-	1
Starch	White amorphous Powder	1	1	-	1	1	2	1	1	2	-	1	1	-	1	1	-	-	-	-	-	-
Starch gum (Dextrin)	Yellow or White Powder	1	1	-	-	1	1	-	-	1	X	1	-	-	1	1	-	1	1	-	-	1
Stauffer Jet 1	Liquid	1	1	-	-	-	-	-	-	-	-	-	-	-	-	-	1	1	1	1	1	-
Stauffer Jet 2	Liquid	1	1	-	-	-	-	-	-	-	-	-	-	-	-	-	1	1	1	1	1	-



Note: For Explanation of Ratings, Refer to Page 155

39496-000  
 July 1, 2006  
 Supersedes 39496-000  
 January 17, 2005

# Industrial Hose

# Chemical Resistance Table

Contact Denver Product Application for recommendations for chemicals not listed. <b>Phone (303) 744-5070</b>  <b>1 = Preferred - Constant Contact</b> <b>2 = Acceptable - Intermittent Contact</b> <b>X = Not Recommended</b> <b>- = No Data</b>  <b>NOTE: Ratings are for the affect on the polymer only!</b>  <b>Chemical</b>	<b>Form</b> (at room temperature unless otherwise stated)	Gates Hose / Polymers														Couplings / Adapters									
		Stallion®	Mustang®	Renegade™	Food & Bev. Mstr.												Iron/Carbon Steel	Stainless Steel 304	Stainless Steel 316	Aluminum	Brass	Polypropylene			
		T	K	L	S	P	C	D	D	A	H	V	M	J	Z	G									
		Teflon®/Neoflon®	Gartron™	UHMWPE™	Sanitron™	EPDM	NBR	SBR	NR	Neoprene	Butyl	Fluorocarbon	Hypalon®	CPE	Nylon	PVC									
		USE STEAM HOSE ONLY																							
Steam	Gas	USE STEAM HOSE ONLY														-							-	-	-
Stearic Acid (Octadecanoic Acid)	Colorless Waxy Solid	1	1	1	1	2	2	2	2	2	2	2	1	1	2	1	1	1	X	2	1	X	X	-	-
Stearin	Colorless crystal or Powder	1	-	-	-	-	-	-	-	-	-	-	-	-	2	-	-	-	-	-	-	-	-	-	-
Stoddard Solvent	Clear petroleum distillate	1	2	-	2	X	2	X	X	-	X	1	-	1	1	2	2	1	1	1	-	1	-	-	-
STPP (Sodium Tripolyphosphate)	White Powder	1	2	-	-	2	-	2	2	-	2	X	-	-	-	-	-	-	-	2	1	X	X	-	-
Straight Synthetic Oils	Liquid	1	-	-	-	-	-	-	-	-	-	-	-	-	1	2	-	-	-	-	-	-	-	-	-
Styrene (Monomer)	Colorless Oily Liquid	1	2	-	X	X	X	X	X	-	X	2	-	2	2	-	2	2	2	X	2	X	2	-	-
Sucrose Solutions	Liquid	1	1	-	1	-	1	1	1	1	1	-	1	-	-	-	-	-	1	1	1	-	-	-	-
Sugar, Liquid, Blended	Liquid	1	1	-	1	1	1	1	1	1	1	1	2	-	-	-	-	-	-	-	-	-	-	-	-
Sugar, Syrup	Liquid	1	1	-	1	1	1	1	1	1	1	2	-	-	-	-	-	-	-	-	-	-	-	-	-
Sulfamic Acid	In Water	1	1	1	1	2	X	X	X	-	2	1	2	1	X	X	-	-	-	-	-	-	-	-	-
Sulfamic Acid 10% Under 170°F (77°C)	Colorless Liquid	1	X	-	-	-	-	X	X	-	-	2	2	1	-	-	-	-	-	-	-	-	-	-	-
Sulfate Liquors Under 150°F (66°C)	-	1	-	-	-	-	-	-	-	-	-	-	-	1	1	-	-	-	-	-	-	-	-	1	-
Sulfur (Under 200°F (93°C))	Yellow Crystals	-	-	-	-	-	-	-	-	-	-	-	-	-	-	-	-	-	-	-	-	-	-	-	-
Sulfur Chloride	Yellow Oily Liquid	1	2	-	-	X	X	X	X	X	X	1	2	-	2	2	X	X	2	X	X	2	-	X	-
Sulfur Dioxide	Colorless Gas or Liquid	-	-	-	1	2	X	X	-	-	2	X	-	-	-	-	-	-	-	-	-	-	-	-	-
Sulfur Dioxide (Dry)	-	1	2	-	-	2	X	X	X	X	X	1	2	-	X	1	2	1	1	1	1	1	-	-	-
Sulfur Dioxide (Liquid)	Colorless Liquid	1	-	1	-	1	X	X	X	2	2	X	2	-	-	X	-	-	-	-	-	-	-	-	-
Sulfur Dioxide (Moist)	-	1	-	1	-	1	X	X	X	2	1	2	2	-	-	X	-	-	-	-	-	-	-	-	-
Sulfur Hexafluoride (Gas)	Colorless Gas	1	1	-	-	1	2	2	2	1	1	2	2	-	1	2	-	-	-	-	-	-	-	-	-
Sulfur Trioxide (Dry)	Solid	1	2	-	-	2	X	X	X	X	X	1	X	X	-	1	2	2	2	2	2	-	-	-	-
Sulfuric Acid (10%)	Colorless Water Solution	1	1	1	1	1	2	1	1	1	1	1	1	1	X	-	-	X	X	2	X	X	-	-	-
Sulfuric Acid (100%)	Colorless Liquid	1	X	X	X	X	X	X	X	X	X	2	X	X	-	-	2	X	2	X	X	-	-	-	-
Sulfuric Acid (30%)	Colorless Water Solution	1	1	1	1	1	2	2	2	1	1	1	1	1	X	-	X	X	2	X	X	-	-	-	-
Sulfuric Acid (50%)	Colorless Water Solution	1	1	1	1	1	X	X	X	2	1	1	1	1	X	-	X	X	2	X	X	-	-	-	-
Sulfuric Acid (60%) (48.5 deg Baume)	Colorless Liquid	1	1	1	1	1	X	X	X	X	1	1	1	1	X	-	X	X	2	X	X	-	-	-	-
Sulfuric Acid (75%)	Colorless to Brown Solution	1	1	1	1	2	X	X	X	X	2	1	2	2	X	-	X	X	2	X	X	-	-	-	-
Sulfuric Acid (88%) (64.7 deg Baume)	Colorless Liquid	1	2	1	2	X	X	X	X	X	X	1	X	X	X	-	X	X	2	X	X	-	-	-	-
Sulfuric Acid (93%)	Colorless to Brown Oily Liquid	1	X	1	2	X	X	X	X	X	X	1	X	X	X	-	X	X	2	X	X	-	-	-	-
Sulfuric Acid (96%)	Colorless Liquid	1	X	1	2	X	X	X	X	X	X	1	X	X	X	-	X	X	2	X	X	-	-	-	-
Sulfuric Acid (98%)	Colorless to Brown Oily Liquid	1	X	1	2	X	X	X	X	X	X	1	X	X	X	-	X	X	2	X	X	-	-	-	-
Sulfuric Acid, Fuming (Oleum)	Colorless to Dark Brown Oily Liquid	1	X	X	X	X	X	X	X	X	X	1	X	X	X	X	-	-	1	-	-	X	-	-	-
Sulfurous Acid (10%)	Colorless Liquid	1	1	1	1	1	X	X	X	-	2	1	1	1	-	1	-	X	2	1	X	X	-	-	-
Sulfurous Acid (75%)	Colorless Liquid	1	1	1	1	1	X	X	X	X	X	1	1	1	X	-	X	X	2	X	X	-	-	-	-
Sun R&O Oils	Liquid	1	1	-	-	X	1	-	-	-	X	1	-	-	1	2	1	1	1	1	1	-	-	-	-
Suntac HP Oils	Liquid	1	1	-	-	X	1	-	-	-	X	1	-	-	1	2	1	1	1	1	1	-	-	-	-
Suntac WR Oils	Liquid	1	1	-	-	X	1	-	-	-	X	1	-	-	1	2	1	1	1	1	1	-	-	-	-
Sunvis Oils 700, 800, 900	Liquid	1	1	-	X	X	1	-	-	-	X	1	-	-	1	2	1	1	1	1	1	-	-	-	-
Synthetic Oil (Citgo)	Liquid	1	1	-	-	X	-	-	-	-	X	-	-	-	1	2	1	1	1	1	1	-	-	-	-
Syrup	Viscous Liquid	1	1	-	1	-	-	1	1	2	-	1	-	-	-	-	-	-	1	1	1	-	-	-	-
<b>T</b>																									
Tall Oil	Black liquid	1	2	-	X	X	1	X	X	X	X	2	X	-	-	X	-	X	2	-	-	-	-	-	-
Tall Oil(Under 150°F (66°C))	Liquid	1	1	-	2	X	2	X	X	2	X	1	X	-	-	-	-	X	2	-	-	-	-	-	-
Tallow	White to clear Solid or Liquid	1	1	-	2	2	2	-	-	2	-	-	-	-	1	2	2	2	2	1	2	-	-	-	-
Tannic Acid	Faint Yellow Powder	1	1	1	1	1	X	2	2	2	1	1	2	1	1	1	2	1	1	1	2	X	-	-	-
Tannic Acid (10 %)	Yellow Liquid	1	1	-	-	-	X	2	2	2	X	1	2	1	1	1	2	1	1	1	2	X	-	-	-
Tar (Bituminous) Under 100°F (38°C)	-	1	1	2	X	X	2	X	X	2	X	1	-	X	-	-	1	1	1	1	2	-	-	-	-
Tar Oil	Yellow to dark brown Liquid	1	-	-	X	-	-	-	-	-	-	-	-	-	1	2	-	-	-	-	-	-	-	-	-
Tartaric Acid	White Crystalline Powder	1	1	1	1	1	2	2	2	2	1	1	1	1	-	-	-	2	2	2	2	-	-	-	-







Note: For Explanation of Ratings, Refer to Page 155

39496-000  
July 1, 2006  
Supersedes 39496-000  
January 17, 2005

# Industrial Hose

# Chemical Resistance Table

Chemical	Form (at room temperature unless otherwise stated)	Gates Hose / Polymers														Couplings / Adapters						
		Stallion® Mustang® Renegade™			Food & Bev. Mstr.												Iron/Carbon Steel	Stainless Steel 304	Stainless Steel 316	Aluminum	Brass	Polypropylene
		T	K	L	S	P	C	D	D	A	H	V	M	J	Z	G						
		Teflon®/Neoflon® Gatron™ UHMWPE™	Sanitron™ EPDM NBR	SBR NR Neoprene	Butyl Fluorocarbon Hypalon®	CPE Nylon PVC																
Turpentine	Liquid oil	1	X	1	X	X	2	X	X	X	X	1	X	2	1	1	-	1	1	1	2	-
<b>U</b>																						
Ucon Hydrolube Types 150CP, 200CP	Liquid	1	1	-	-	1	1	-	-	-	1	-	-	-	1	2	1	1	1	1	1	-
Ucon Hydrolube Types 275CP, 300CP, 550CP	Liquid	1	-	-	-	-	1	X	X	-	X	1	-	-	2	2	-	-	-	-	-	-
Ucon M1	Liquid	1	1	-	-	1	1	-	-	-	1	-	-	-	1	2	1	1	1	1	1	-
Undecanol (Undecyl Alcohol)	Colorless Liquid	1	-	-	-	-	1	-	2	-	-	2	2	-	-	-	-	-	-	-	-	-
Undecyl Alcohol (Undecanol)	Colorless Liquid	1	-	-	-	-	1	-	2	-	-	2	2	-	-	-	-	-	-	-	-	-
Union Hydraulic Tractor Fluid	Brown Liquid	1	1	-	-	X	1	-	-	-	X	-	-	-	1	2	1	1	1	1	1	-
Urea Solution (100%)	Liquid	1	1	-	1	-	2	1	1	1	2	-	1	1	1	2	1	1	1	-	-	-
<b>V</b>																						
Varnish	-	1	2	-	X	X	X	X	X	X	X	2	X	-	1	-	2	1	1	-	2	-
Vegetable Oils	Liquids	1	-	1	2	2	-	X	X	2	X	-	1	1	1	2	1	1	1	1	-	-
Versilube F-50, F-44	Liquid	1	-	-	-	2	2	2	2	2	2	1	2	-	1	2	1	1	1	1	1	-
Vinegar	Brownish to colorless Liquid	1	1	-	1	-	2	2	2	2	2	1	X	2	-	1	X	2	1	X	X	-
Vinyl Acetate	Colorless Liquid	1	1	X	2	X	X	X	X	X	2	X	X	1	-	-	-	1	2	1	2	-
Vinyl Chloride (Monomer)	-	1	2	-	-	X	X	X	X	X	X	2	X	X	-	X	2	1	1	1	X	-
Vinyl Fluoride	Colorless Gas	1	1	-	-	-	-	-	-	-	-	1	-	-	-	-	-	-	-	-	-	-
Vinyl Trichloride (Trichloroethane)	Colorless Liquid	1	-	-	X	X	X	X	X	X	X	1	X	X	X	X	-	-	-	-	-	-
Vitrea Oils	Liquid	1	1	-	-	X	1	-	-	-	X	-	-	-	1	2	1	1	1	-	-	-
VM&P Naptha (Mineral Spirits)	Colorless Liquid	1	1	-	X	X	1	X	X	-	X	1	X	-	1	2	1	1	1	2	1	-
<b>W</b>																						
Waste Paint	Liquid to semi-Solid paste	1	-	-	-	-	-	-	-	-	-	-	-	-	-	-	-	-	-	-	-	-
Water	Liquid	1	1	1	1	1	1	1	1	1	1	-	1	1	1	1	2	1	1	1	1	-
Water (Brine)	Liquid	1	1	-	1	1	2	1	1	2	1	1	1	-	1	1	-	-	-	-	-	1
Water (Deionized)	Liquid	1	-	1	-	-	-	-	-	-	-	1	-	-	-	-	-	-	-	-	-	-
Water (Distilled)	Liquid	1	1	1	1	1	1	1	1	2	1	-	1	-	1	1	-	-	-	-	-	1
Water (Potable)	Liquid	<b>USE FDA HOSE ONLY</b>														-	-	-	-	-	1	
Water Glycols	Liquid	1	1	1	1	-	-	-	-	-	-	-	-	-	1	1	-	-	-	-	-	-
Water in Oil Emulsions	Liquid	1	1	1	2	-	-	-	-	-	-	-	-	-	1	1	-	-	-	-	-	-
White & Bagley No. 2190 Cutting Oil	Liquid	1	-	-	-	-	-	-	-	-	-	-	-	-	-	-	-	-	-	-	-	-
Wines	Liquid	1	2	-	1	X	X	X	X	X	X	1	X	1	1	-	2	2	2	1	-	-
Wood Oil	Liquid	1	1	-	-	X	1	X	X	2	X	1	2	1	1	1	-	-	-	-	-	-
<b>X</b>																						
Xylene (Dimethylbenzene)	Colorless Liquid	1	2	X	X	X	X	X	X	X	X	1	X	X	X	X	-	-	-	-	-	-
Xylenol (Dimethylphenol)	White solid, liquid @ 68°F (20°C)	1	1	-	-	-	-	-	-	-	-	1	-	-	-	-	-	-	-	-	-	-
<b>Z</b>																						
Zeric	-	1	1	-	-	X	1	-	-	-	X	-	-	-	2	2	-	-	-	-	-	-
Zinc Acetate	White Crystal	1	1	-	-	2	X	2	2	X	2	X	X	-	X	1	1	1	1	1	1	-
Zinc Chloride Solutions	Colorless to cloudy Liquid	1	1	-	1	-	1	2	2	1	2	1	1	1	1	2	X	2	1	X	X	-
Zinc Chromate	Yellow Solid	1	1	-	-	-	-	-	-	-	-	-	1	1	-	-	-	1	1	-	-	-
Zinc Hydrate	-	1	-	-	-	-	-	-	-	-	-	-	-	-	1	-	-	-	-	-	-	-
Zinc Oxide	White or gray Powder	1	-	-	-	-	-	-	-	-	-	-	-	-	1	-	-	-	-	-	-	-
Zinc Sulfate Solutions	Colorless to cloudy Liquid	1	1	-	-	2	2	X	X	2	2	-	2	1	2	2	X	2	1	X	X	-